



US00D735583S

(12) **United States Design Patent**  
**Klapia**

(10) **Patent No.:** **US D735,583 S**

(45) **Date of Patent:** **\*\* Aug. 4, 2015**

(54) **UTERUS SHAPED CONTAINER**  
(71) Applicant: **Jasmine Klapia**, Encino, CA (US)  
(72) Inventor: **Jasmine Klapia**, Encino, CA (US)  
(\*\*) Term: **14 Years**

(21) Appl. No.: **29/496,803**  
(22) Filed: **Jul. 17, 2014**  
(51) **LOC (10) Cl.** ..... **09-01**  
(52) **U.S. Cl.**  
USPC ..... **D9/624**; D9/544; D9/443  
(58) **Field of Classification Search**  
USPC ..... D3/270, 271.1–271.4; D7/514–520,  
D7/599, 604, 613, 619.2, 623, 628;  
D9/600, 624, 629, 500–505, 516, 520,  
D9/537–546, 434, 441, 433, 451; 206/457,  
206/459.5, 527; 215/387–388, 381–384,  
215/400; 229/116.2  
CPC .... B65D 5/4258; B65D 81/60; B65D 81/365;  
B65D 81/366; B65D 81/368; B65D 2203/00;  
B65D 2203/02  
See application file for complete search history.

(56) **References Cited**  
U.S. PATENT DOCUMENTS  
D54,053 S \* 11/1919 Bruns ..... D9/520  
D337,266 S \* 7/1993 Martine ..... D9/451

D398,237 S \* 9/1998 Walter ..... D9/520  
D422,507 S \* 4/2000 Luzzi et al. .... D9/544  
D422,509 S \* 4/2000 Luzzi et al. .... D9/544  
D601,429 S \* 10/2009 Handy ..... D9/545  
D632,571 S \* 2/2011 Blythe ..... D9/443  
D654,798 S \* 2/2012 Cota Castillo ..... D9/544  
D674,694 S \* 1/2013 Blythe ..... D9/443  
D682,099 S \* 5/2013 Blythe ..... D9/443

\* cited by examiner

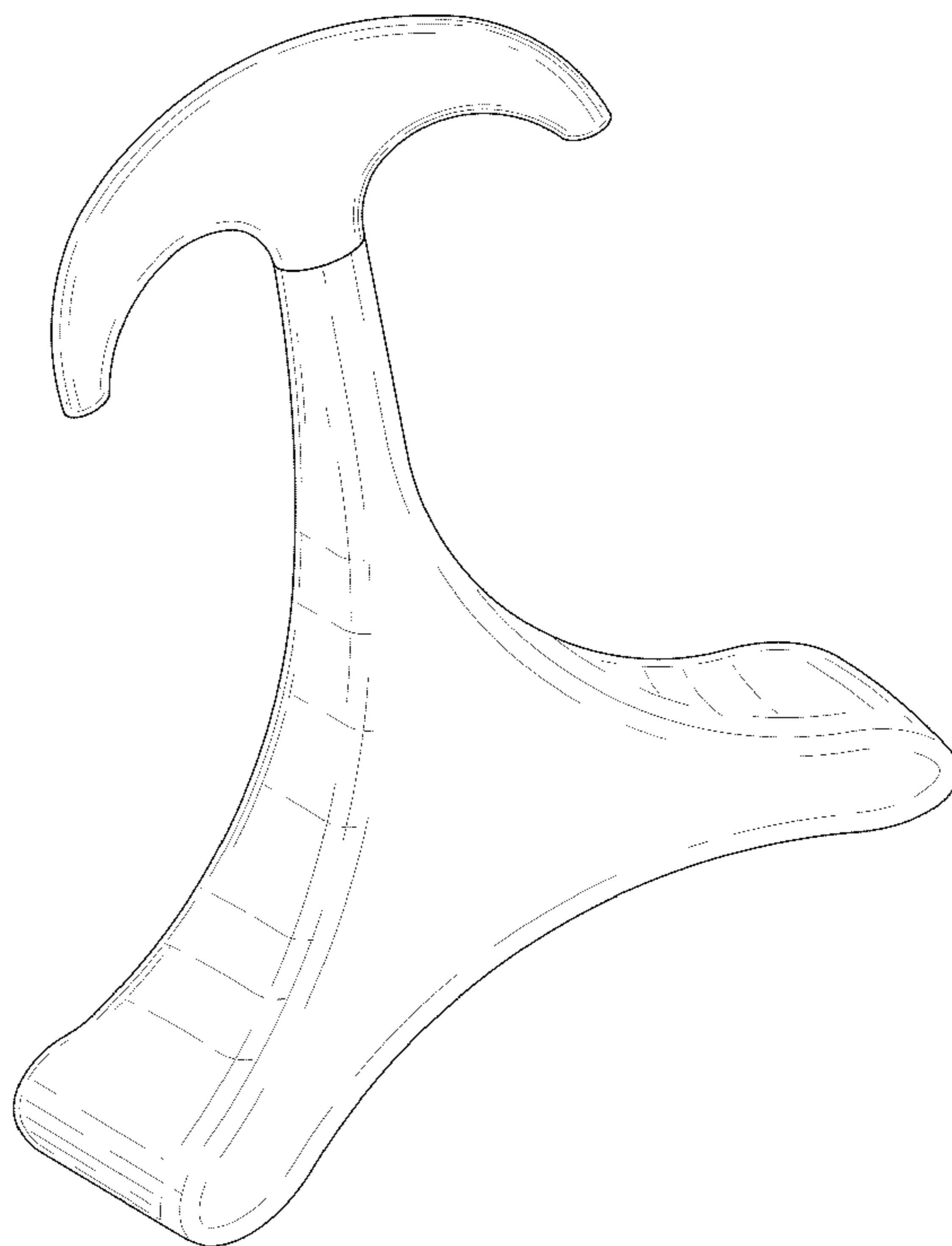
*Primary Examiner* — Sandra Morris

(57) **CLAIM**  
The ornamental design for a uterus shaped container, as shown and described

**DESCRIPTION**

FIG. 1 is a front, perspective view of our new design for the uterus shaped container looking from the left side;  
FIG. 2 is a front elevational view of the uterus shaped container shown in FIG. 1;  
FIG. 3 is a rear elevational view of the uterus shaped container shown in FIG. 1;  
FIG. 4 is a left side elevational view of the uterus shaped container shown in FIG. 1;  
FIG. 5 is a right side elevational view of the uterus shaped container shown in FIG. 1;  
FIG. 6 is a bottom plan view of the uterus shaped container shown in FIG. 1; and,  
FIG. 7 is a top plan view of the uterus shaped container shown in FIG. 1.

**1 Claim, 5 Drawing Sheets**



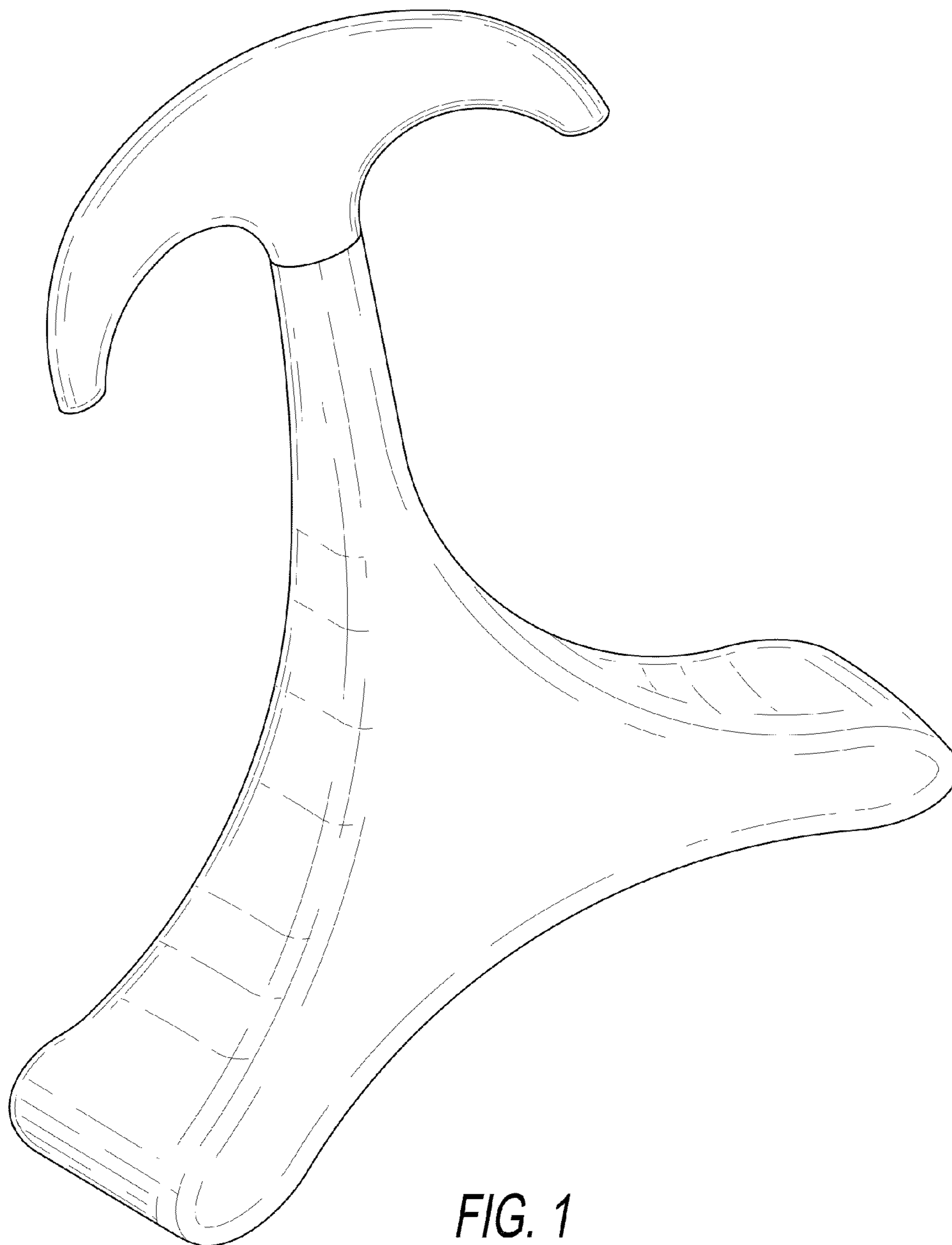
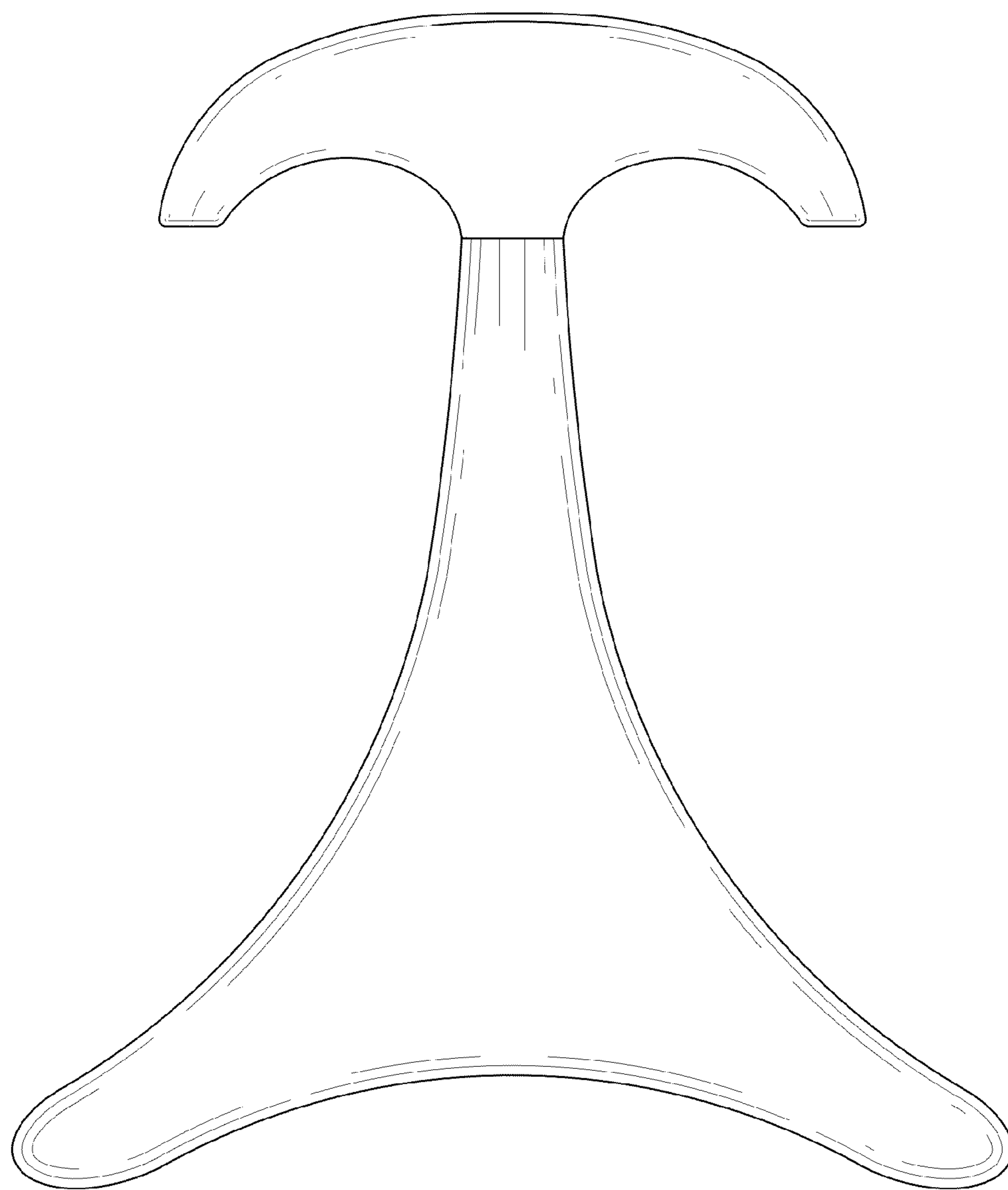


FIG. 1



*FIG. 2*

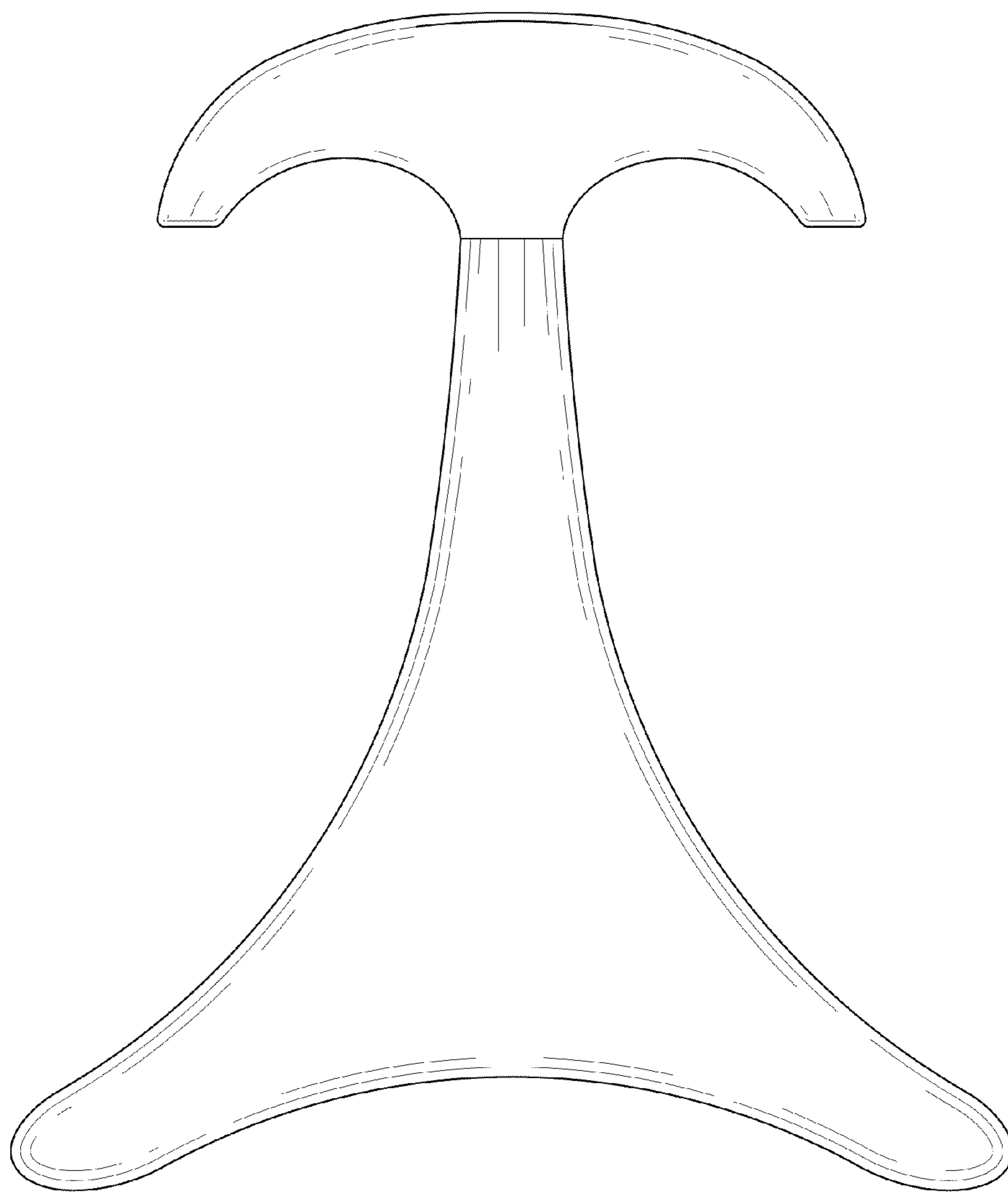
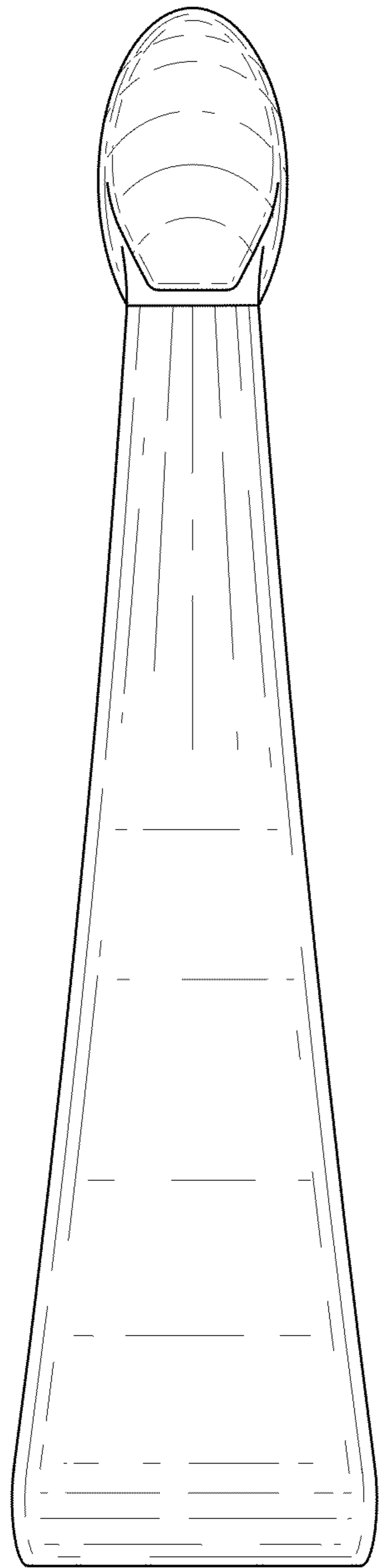
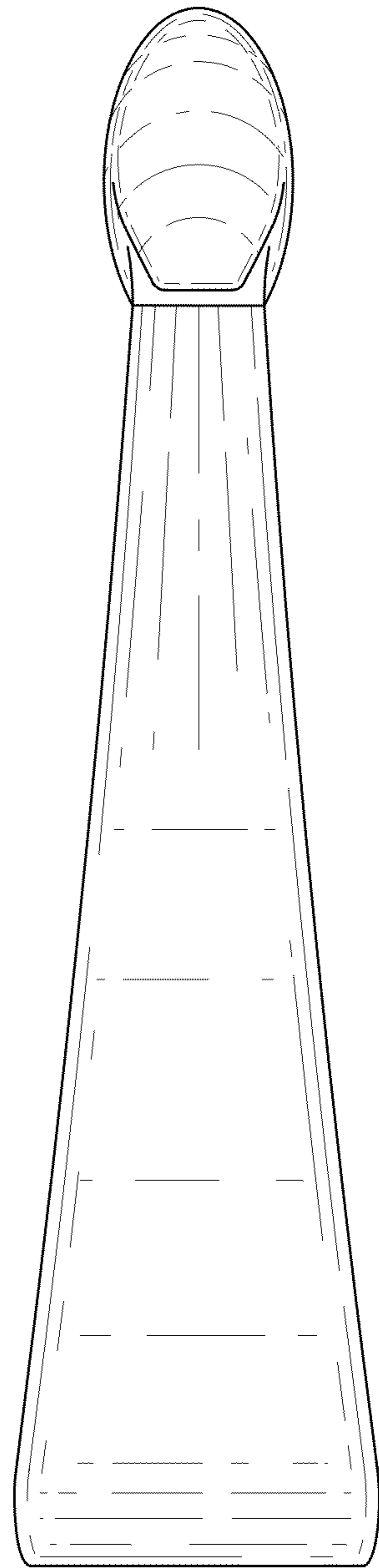


FIG. 3



*FIG. 4*



*FIG. 5*

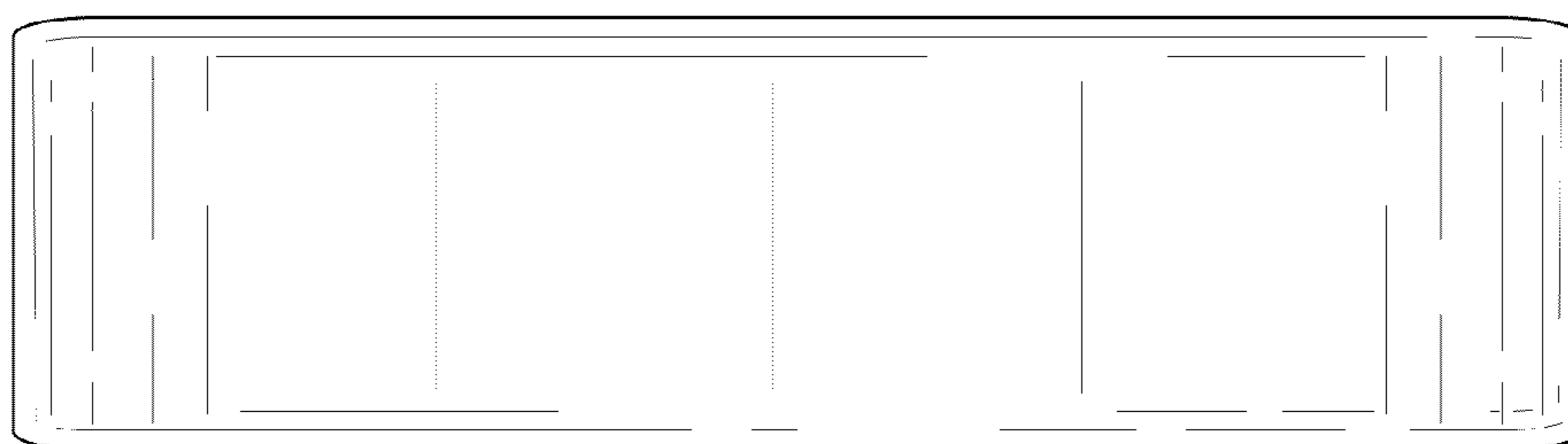


FIG. 6

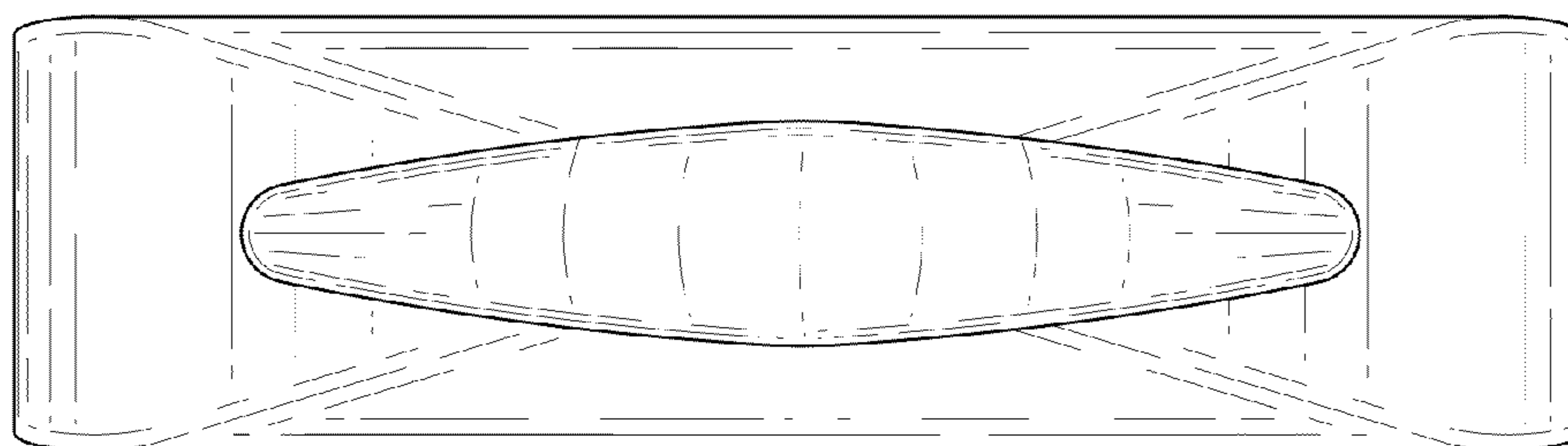


FIG. 7