



US00D735581S

(12) **United States Design Patent**
Eble

(10) **Patent No.:** **US D735,581 S**

(45) **Date of Patent:** **** Aug. 4, 2015**

(54) **CONTAINER**

(71) Applicant: **Pretium Packaging, L.L.C.**,
Chesterfield, MO (US)

(72) Inventor: **Raymond C. Eble**, Sugarloaf, PA (US)

(73) Assignee: **Pretium Packaging, L.L.C.**,
Chesterfield, MO (US)

(**) Term: **14 Years**

(21) Appl. No.: **29/439,684**

(22) Filed: **Dec. 13, 2012**

(51) **LOC (10) Cl.** **09-01**

(52) **U.S. Cl.**
USPC **D9/559; D9/520; D9/541; D9/569;**
D9/571; D9/574

(58) **Field of Classification Search**
USPC **D9/772-774, 768, 771, 777, 782, 516,**
D9/529-530, 537-546, 552, 556, 559-561,
D9/565, 567, 569, 571-575, 414;
215/381-385; D7/509-511, 531, 598
See application file for complete search history.

(56) **References Cited**

U.S. PATENT DOCUMENTS

D19,762 S *	4/1890	Meinecke	D9/559
D42,965 S *	9/1912	Guidry	D9/559
D44,764 S *	10/1913	Haley	D7/540 X
D86,118 S *	2/1932	Fuerst	D9/559
D87,167 S *	6/1932	Noble	D9/559
D125,920 S *	3/1941	Lundy	D9/546
D201,400 S *	6/1965	Kneeland	D9/774
D303,086 S *	8/1989	Rothfos	D9/529
D306,399 S *	3/1990	Rumney	D9/573
D367,613 S *	3/1996	Weiler	D9/571 X
D418,760 S *	1/2000	Blank	D9/541
D445,339 S *	7/2001	Bazlur	D9/542 X
D446,729 S *	8/2001	Renella et al.	D9/574 X
D467,813 S *	12/2002	Silvers et al.	D9/538

D479,992 S *	9/2003	Gehring et al.	D9/516
D529,389 S *	10/2006	Trude	D9/571 X
D539,661 S *	4/2007	Eble	D9/558 X
D542,136 S *	5/2007	Lilico	D9/559 X
D600,122 S *	9/2009	Strasser et al.	D9/516
D612,740 S *	3/2010	Leone	D9/574 X
D638,717 S *	5/2011	Schulman et al.	D9/569 X
D658,068 S *	4/2012	Nawrocki	D9/573 X
D661,199 S *	6/2012	Bennett	D9/573 X
D663,624 S *	7/2012	Eble	D9/556 X
D701,769 S *	4/2014	Eble	D9/574 X

* cited by examiner

Primary Examiner — Carol P Rademaker

(74) *Attorney, Agent, or Firm* — Lewis Rice LLC

(57) **CLAIM**

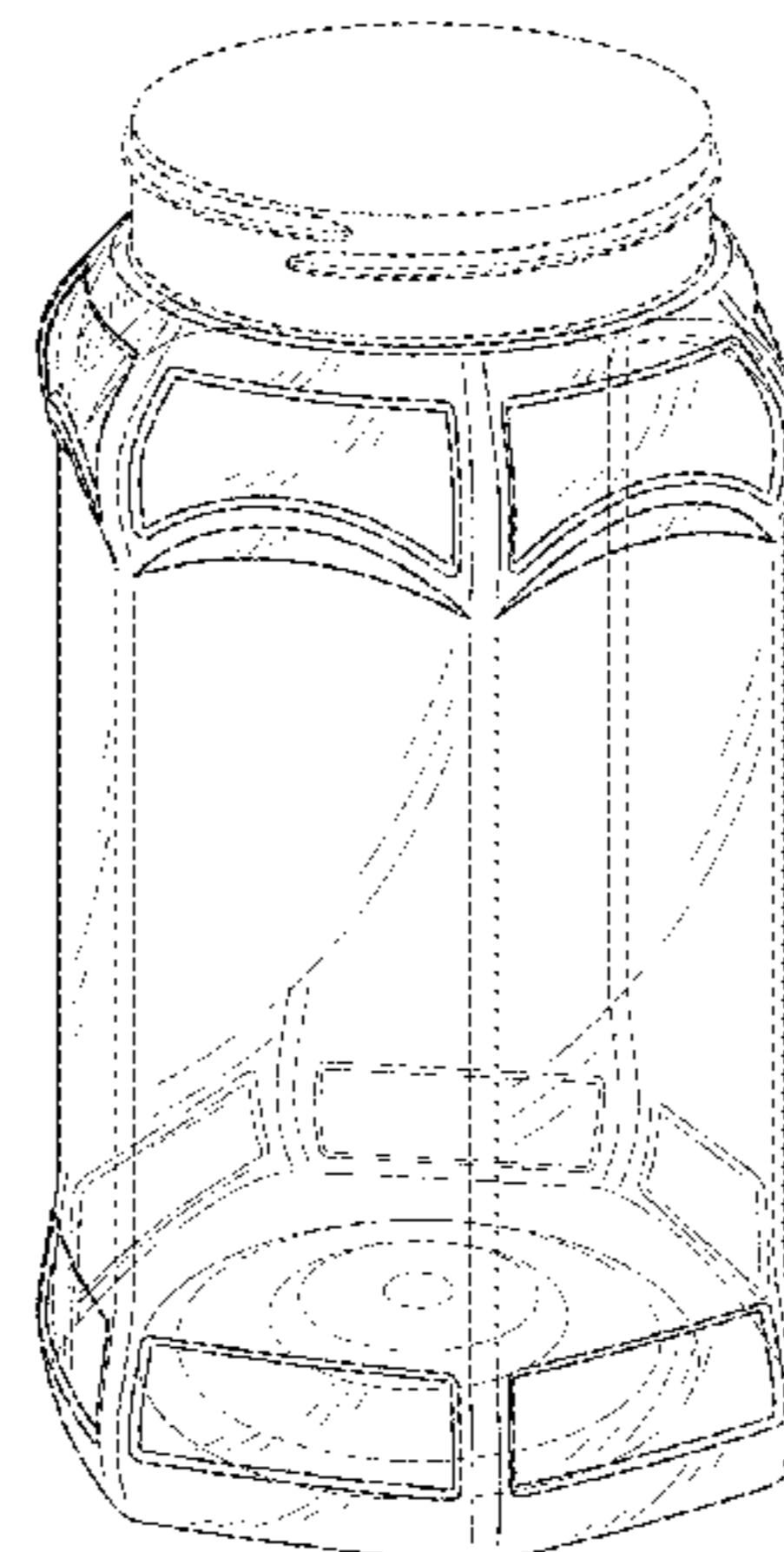
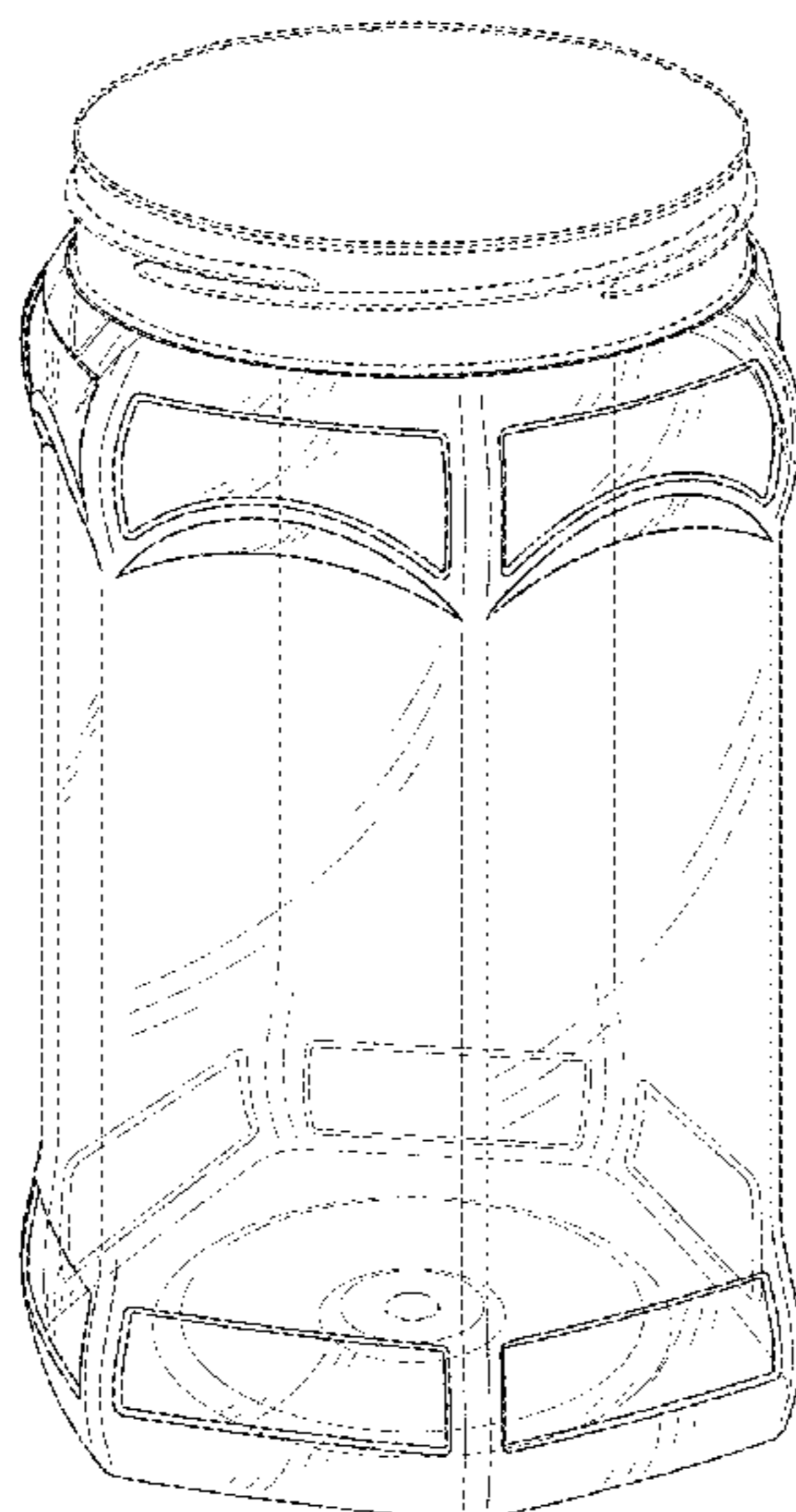
The ornamental design for a container, as shown and described.

DESCRIPTION

FIG. 1 is a top, front perspective view of a first Embodiment of a container;
 FIG. 2 is a front elevational view thereof
 FIG. 3 is a rear elevational view thereof;
 FIG. 4 is a right side elevational view thereof;
 FIG. 5 is a left side elevational view thereof;
 FIG. 6 is a top plan view thereof;
 FIG. 7 is a bottom plan view thereof;
 FIG. 8 is a top, front perspective view of a second Embodiment of the container;
 FIG. 9 is a front elevational view thereof
 FIG. 10 is a rear elevational view thereof;
 FIG. 11 is a right side elevational view thereof;
 FIG. 12 is a left side elevational view thereof;
 FIG. 13 is a top plan view thereof; and,
 FIG. 14 is a bottom plan view thereof.

The broken lines shown in the drawings are included for the purpose of illustrating environmental structure and form no part of the claimed design.

1 Claim, 14 Drawing Sheets






FIG. 1




FIG. 2




FIG. 3




FIG. 4




FIG. 5

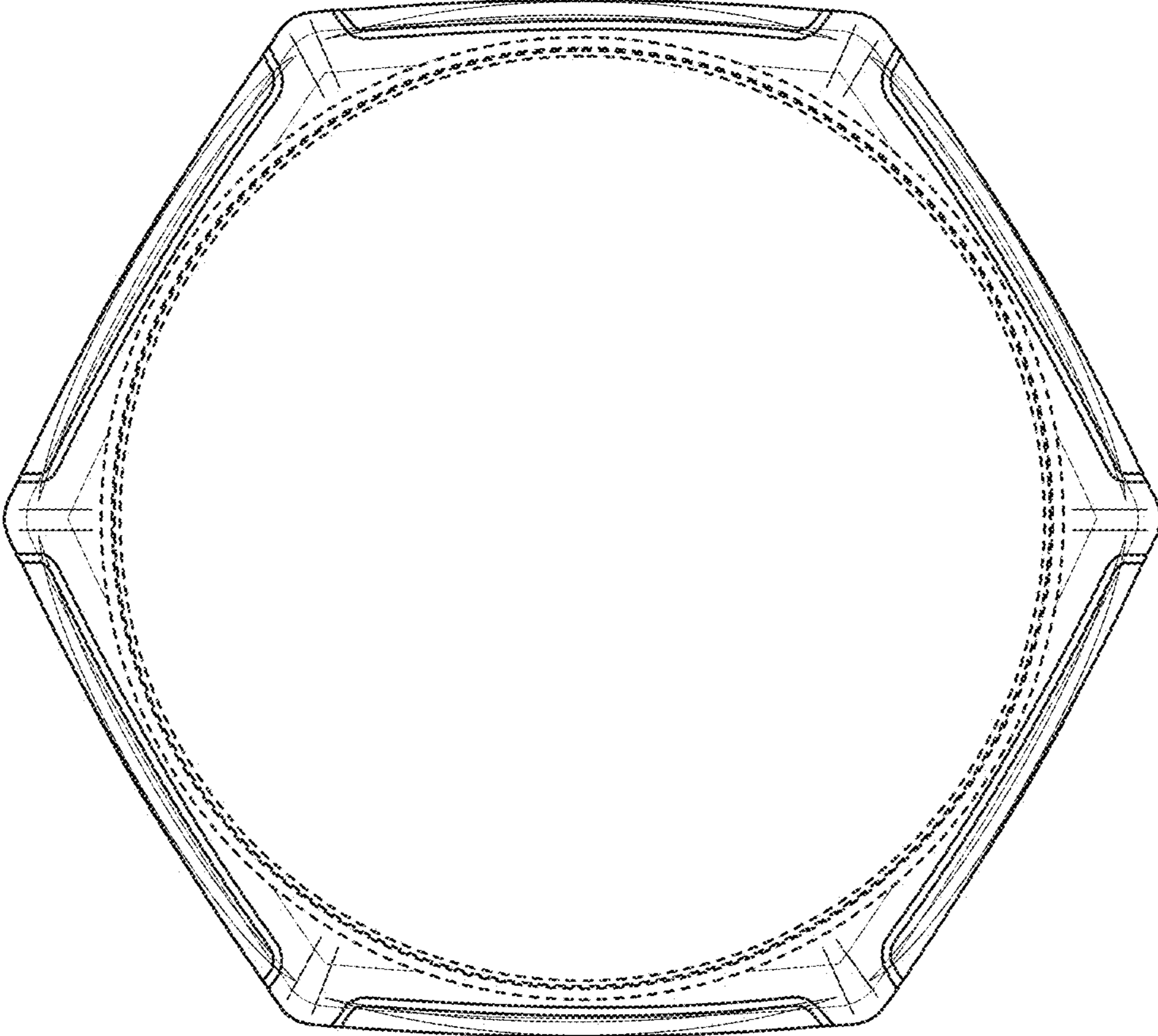


FIG. 6

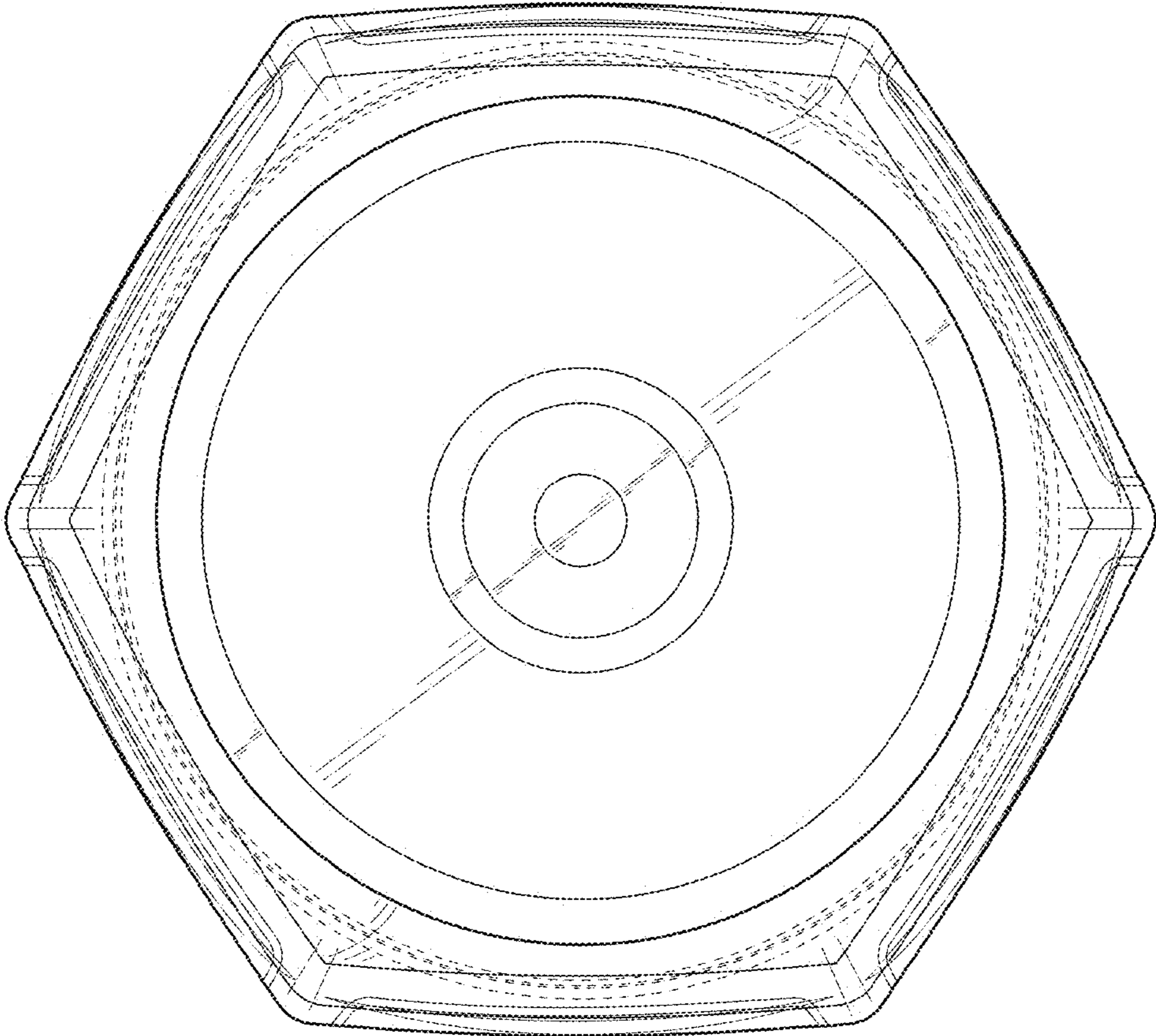


FIG. 7




FIG. 8




FIG. 9




FIG. 10




FIG. 11




FIG. 12




FIG. 13

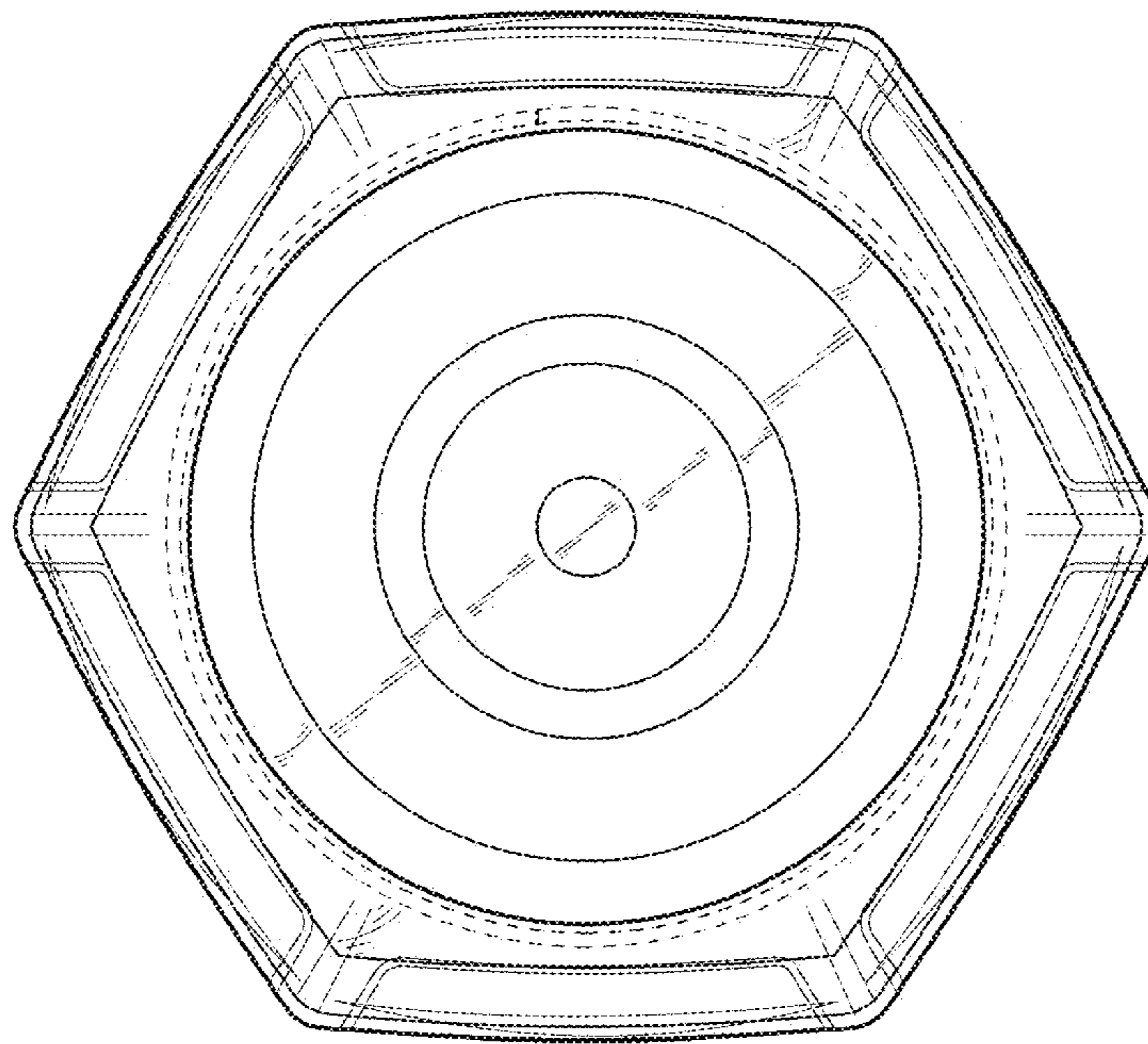


FIG. 14