



US00D735572S

(12) **United States Design Patent**
Fath et al.

(10) **Patent No.:** **US D735,572 S**
(45) **Date of Patent:** **** Aug. 4, 2015**

(54) **DISPLAY PACKAGE**

(71) Applicants: **Scott A. Fath**, Richmond, VA (US);
Monika Cascone, Chicago, IL (US)

(72) Inventors: **Scott A. Fath**, Richmond, VA (US);
Monika Cascone, Chicago, IL (US)

(73) Assignee: **Altria Client Services Inc.**, Richmond,
VA (US)

(**) Term: **14 Years**

(21) Appl. No.: **29/499,051**

(22) Filed: **Aug. 11, 2014**

(51) **LOC (10) Cl.** **09-03**

(52) **U.S. Cl.**
USPC **D9/418; D9/721**

(58) **Field of Classification Search**
USPC D9/414, 418, 430, 432, 433, 715, 721;
D3/302, 901; D28/73, 76, 77, 83, 85,
D28/86; 229/93, 100, 120.36, 120.35,
229/123.2, 124, 162.1, 162.7, 200, 208,
229/237, 247; 206/223, 235-242, 245, 256,
206/257, 271, 273, 385, 569, 570, 581, 765,
206/769, 775, 776

See application file for complete search history.

(56) **References Cited**

U.S. PATENT DOCUMENTS

D117,986 S * 12/1939 Weiss D9/622
D147,120 S * 7/1947 Dietrich D27/187

2,948,390 A * 8/1960 Wagaman 229/162.7
D190,772 S * 6/1961 Cuyler D9/418
3,033,357 A * 5/1962 Vogel 206/574
4,865,204 A * 9/1989 Vance 229/208
D466,406 S * 12/2002 Solland D9/418
D546,669 S * 7/2007 Sheppard et al. D9/721
D563,218 S * 3/2008 DeMalsche et al. D9/418
D602,637 S * 10/2009 Helenowski D28/76
D700,049 S * 2/2014 Athay D9/418
D710,713 S * 8/2014 Fath D9/721
2012/0061290 A1 * 3/2012 Delaunay et al. 206/769

* cited by examiner

Primary Examiner — Derrick Holland

Assistant Examiner — Lauren Calve

(74) *Attorney, Agent, or Firm* — Harness, Dickey & Pierce

(57) **CLAIM**

The ornamental design for a display package, as shown and described.

DESCRIPTION

FIG. 1 is a perspective view of a display package showing our new design.

FIG. 2 is a front elevational view thereof.

FIG. 3 is a rear elevational view thereof.

FIG. 4 is a right side elevational view thereof.


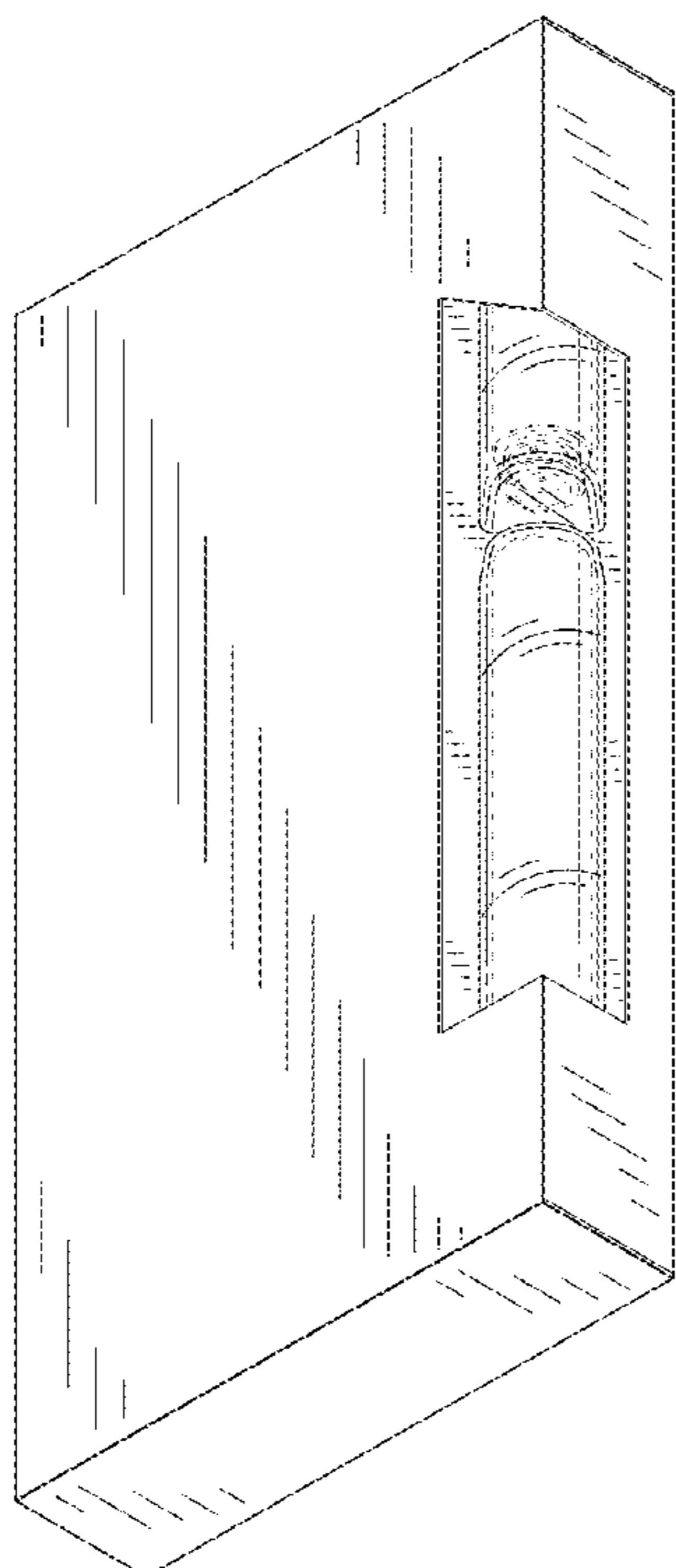
FIG. 5 is a left side elevational view thereof.

FIG. 6 is a top plan view thereof; and,

FIG. 7 is a bottom plan view thereof.

The broken lines shown represent unclaimed subject matter and form no part of the claimed design.

1 Claim, 4 Drawing Sheets



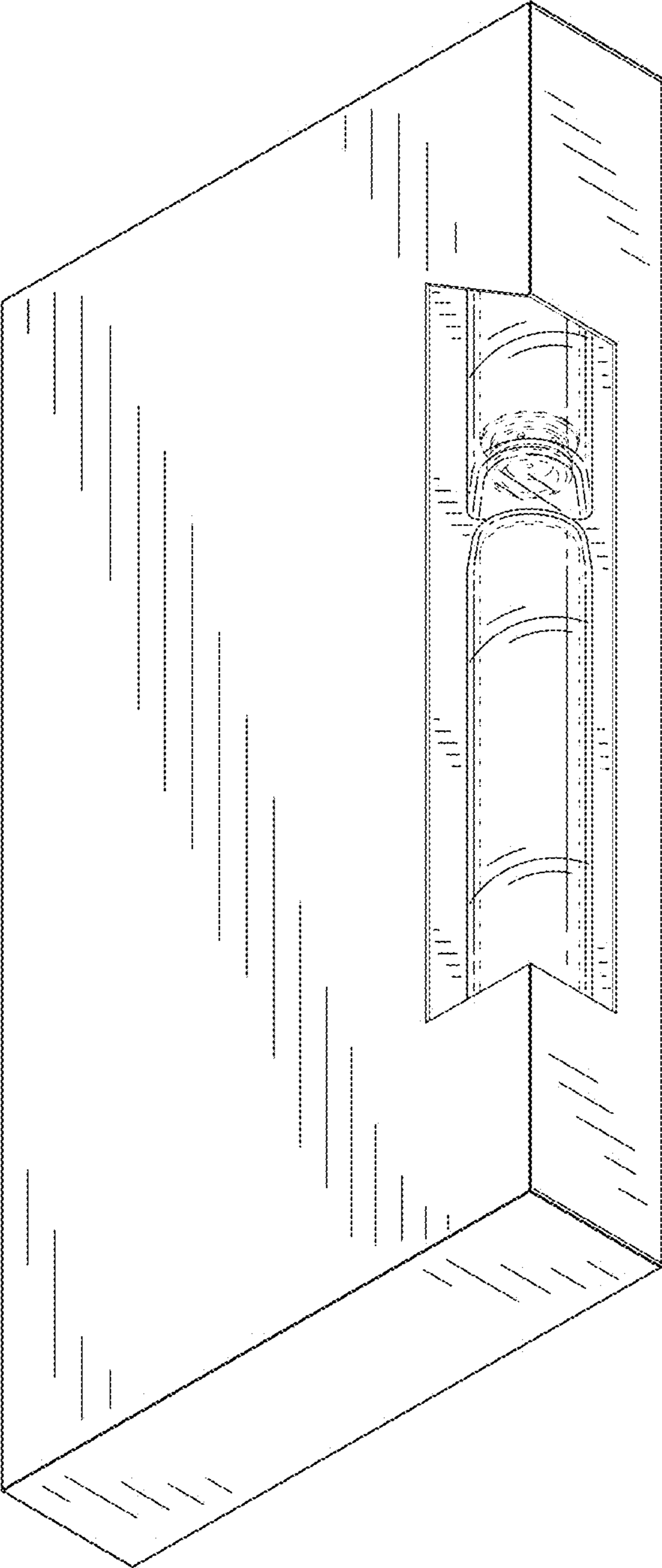


FIG. 1

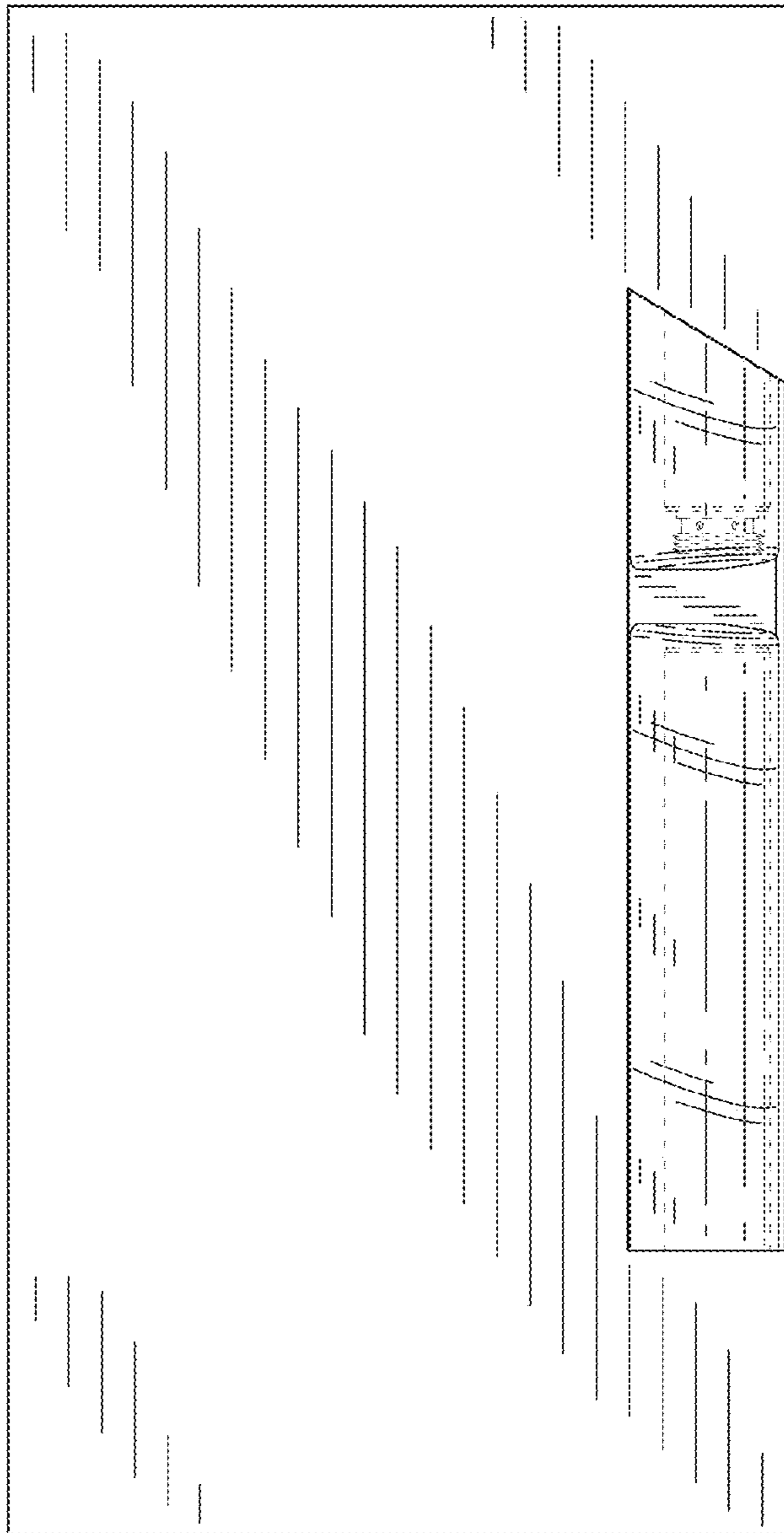


FIG. 2




FIG. 3




FIG. 4




FIG. 5




FIG. 6



FIG. 7