



US00D735570S

(12) **United States Design Patent**
Moskovich et al.

(10) **Patent No.:** **US D735,570 S**
(45) **Date of Patent:** **** Aug. 4, 2015**

(54) **ORAL CARE IMPLEMENT PACKAGE**

D495,246 S * 8/2004 Tomassetti D9/415
D501,791 S * 2/2005 Geiberger et al. D9/415
D507,175 S * 7/2005 Moskovich et al. D9/415

(71) Applicant: **COLGATE-PALMOLIVE COMPANY**, New York, NY (US)

(Continued)

(72) Inventors: **Robert Moskovich**, East Brunswick, NJ (US); **Wenjin Xi**, Shanghai (CN); **Yanmei Ji**, Yangzhou (CN); **Jifen Yang**, Yangzhou (CN); **Yuanqiang Fang**, Yangzhou (CN); **David K. Lee**, East Brunswick, NJ (US)

FOREIGN PATENT DOCUMENTS

CN 3451387 6/2005
CN 301185091 S 5/2010

(Continued)

(73) Assignee: **Colgate-Palmolive Company**, New York, NY (US)

Primary Examiner — Holly Baynham
Assistant Examiner — Rhea Shields

(74) *Attorney, Agent, or Firm* — Judy W. Chung

(**) Term: **14 Years**

(57) **CLAIM**

The ornamental design for an oral care implement package, as shown and described.

(21) Appl. No.: **29/493,759**

DESCRIPTION

(22) Filed: **Jun. 12, 2014**

(51) **LOC (10) Cl.** **09-03**

(52) **U.S. Cl.**

USPC **D9/415**

(58) **Field of Classification Search**

USPC D9/415, 414, 696, 756, 457, 424, 748;
200/332; 206/769, 369, 362.3, 361

CPC H01H 13/186; B65D 5/4204; A61C 19/02;
A46B 17/04; B44D 3/125

See application file for complete search history.

FIG. 1 is a left front perspective view of an oral care implement package according to a first embodiment of the new design;

FIG. 2 is right front perspective view thereof;

FIG. 3 is a front view thereof;

FIG. 4 is a rear view thereof;

FIG. 5 is a left side view thereof;

FIG. 6 is a right side view thereof;

FIG. 7 is a top plan view thereof;

FIG. 8 is a bottom plan view thereof;

FIG. 9 is a left front perspective view of an oral care implement package according to a second embodiment of the new design;

FIG. 10 is right front perspective view thereof;

FIG. 11 is a front view thereof;

FIG. 12 is a rear view thereof;

FIG. 13 is a left side view thereof;

FIG. 14 is a right side view thereof;

FIG. 15 is a top plan view thereof; and,

FIG. 16 is a bottom plan view thereof.

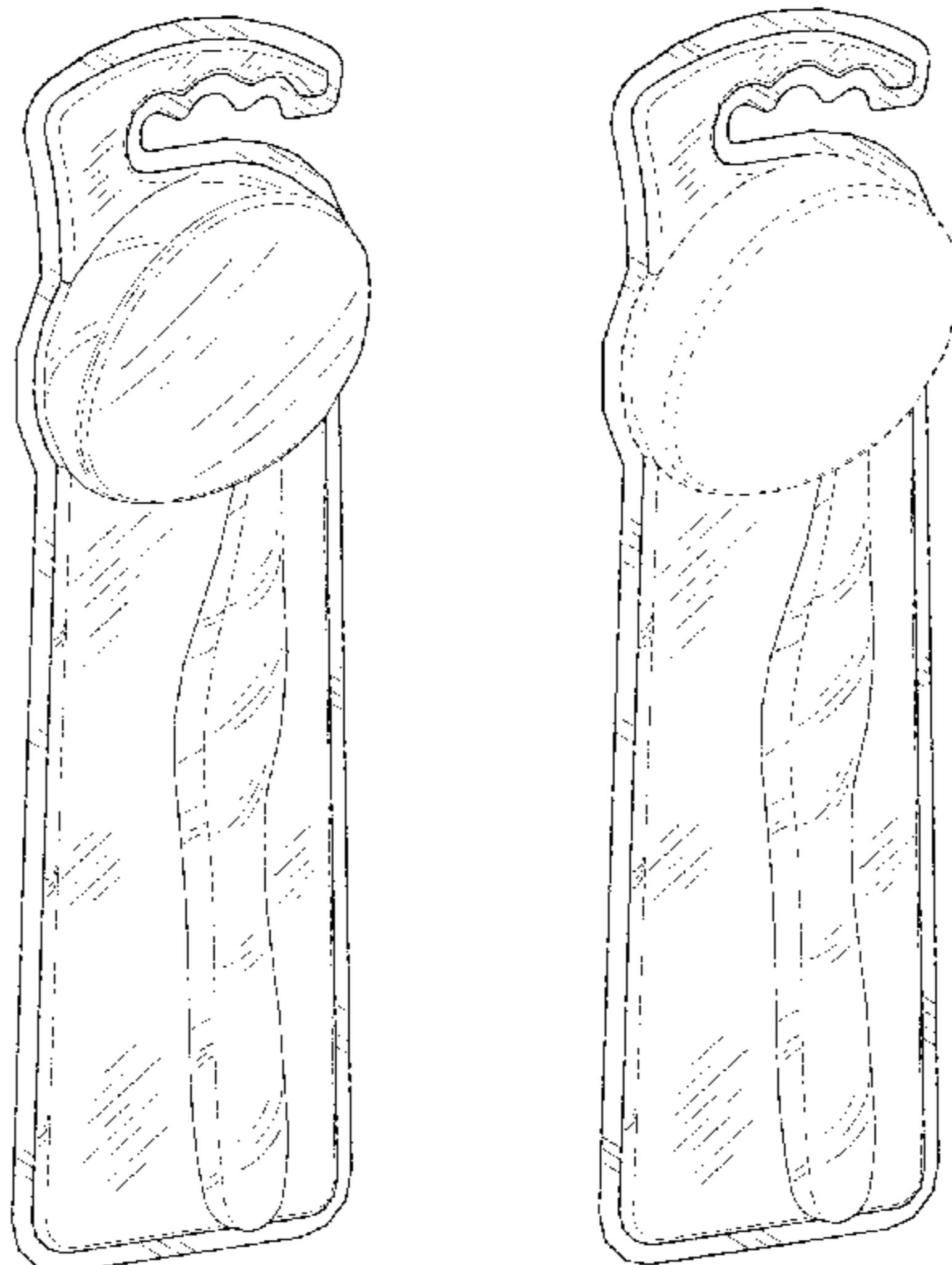
All broken lines shown in the drawings are for environmental purposes only and form no part of the claimed design.

(56) **References Cited**

U.S. PATENT DOCUMENTS

D408,278 S * 4/1999 Konop D9/415
D421,385 S * 3/2000 Meeker et al. D9/415
D423,927 S * 5/2000 Senyuva et al. D9/415
D425,414 S * 5/2000 Baker et al. D9/415
D427,061 S * 6/2000 Niksich D9/415
D452,430 S * 12/2001 Massari D9/415
D452,431 S * 12/2001 Massari D9/415
D452,432 S * 12/2001 Massari D9/415
D487,397 S * 3/2004 Peghini D9/696

1 Claim, 8 Drawing Sheets



(56)

References Cited

U.S. PATENT DOCUMENTS

D536,609 S * 2/2007 Moskovich et al. D9/415
 D592,947 S * 5/2009 Neves et al. D9/415
 D594,347 S * 6/2009 Sorrentino et al. D9/756
 D605,530 S * 12/2009 Sorrentino et al. D9/756
 D629,688 S * 12/2010 Bolsinger D9/457
 D632,573 S * 2/2011 Bolsinger D9/457
 D684,040 S * 6/2013 Bloch et al. D9/415
 D684,045 S * 6/2013 Frees et al. D9/424
 D690,584 S * 10/2013 Bloch et al. D9/415
 D693,212 S * 11/2013 Lee et al. D9/415
 D693,213 S * 11/2013 Lee et al. D9/415
 D699,560 S * 2/2014 Lee D9/415
 D700,047 S * 2/2014 Bloch et al. D9/415
 D700,048 S * 2/2014 Bloch et al. D9/415
 D704,548 S * 5/2014 Demar et al. D9/415

D707,135 S * 6/2014 Sennett et al. D9/748
 D714,634 S * 10/2014 Lee D9/415
 D714,635 S * 10/2014 Demar et al. D9/415
 D715,636 S * 10/2014 Cira D9/415
 2005/0161313 A1 * 7/2005 Sorrentino et al. 200/332
 2013/0087479 A1 * 4/2013 Bloch et al. 206/769
 2013/0256165 A1 * 10/2013 Moskovich 206/362.3
 2013/0277254 A1 * 10/2013 Hohlbein et al. 206/369
 2014/0083885 A1 * 3/2014 Lee et al. 206/361
 2014/0339111 A1 * 11/2014 Moskovich et al. 206/362.3

FOREIGN PATENT DOCUMENTS

CN 301230113 S 5/2010
 CN 301410894 S 12/2010
 CN 301536427 S 5/2011
 CN 302434626 S 5/2013

* cited by examiner




FIG. 1




FIG. 2



FIG. 3

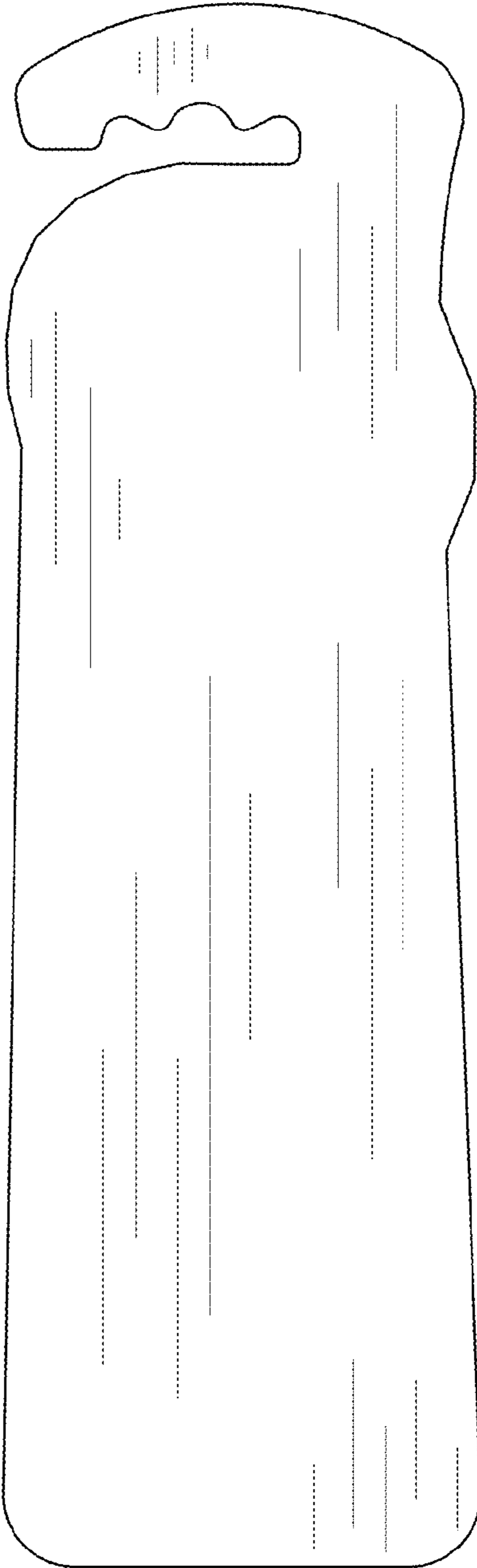


FIG. 4

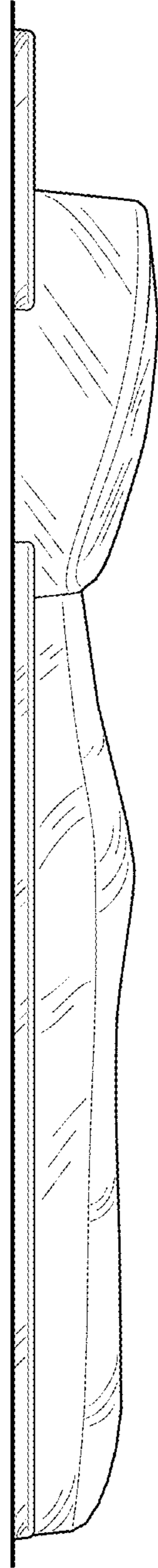


FIG. 5



FIG. 6

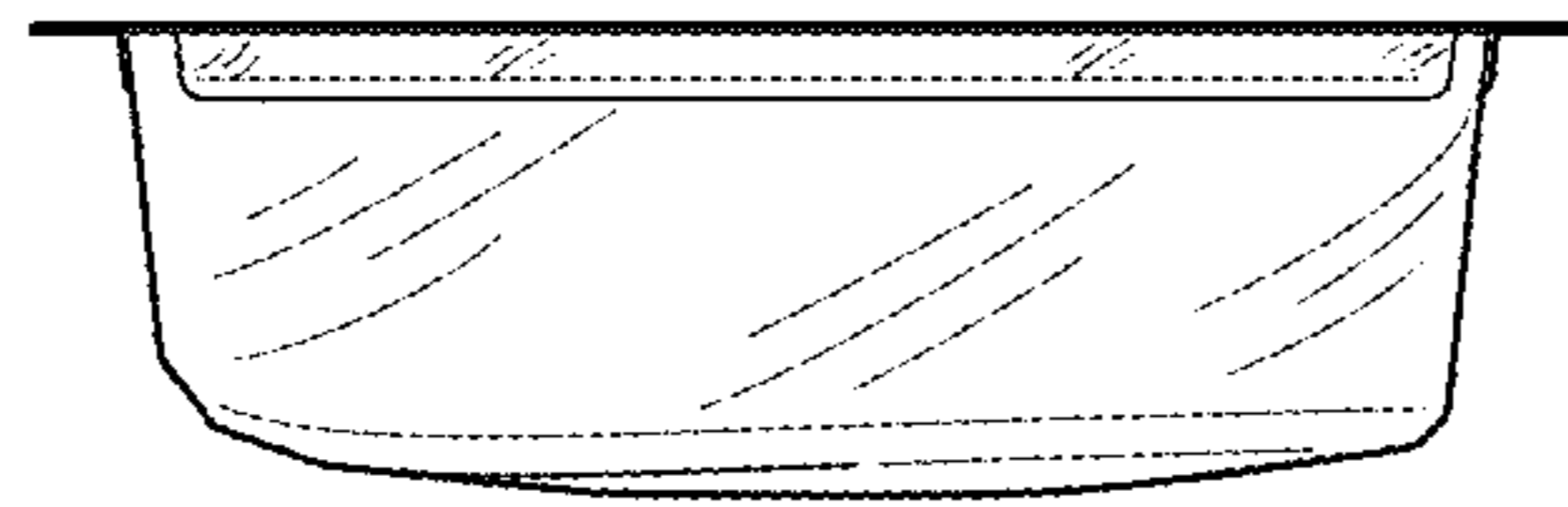


FIG. 7

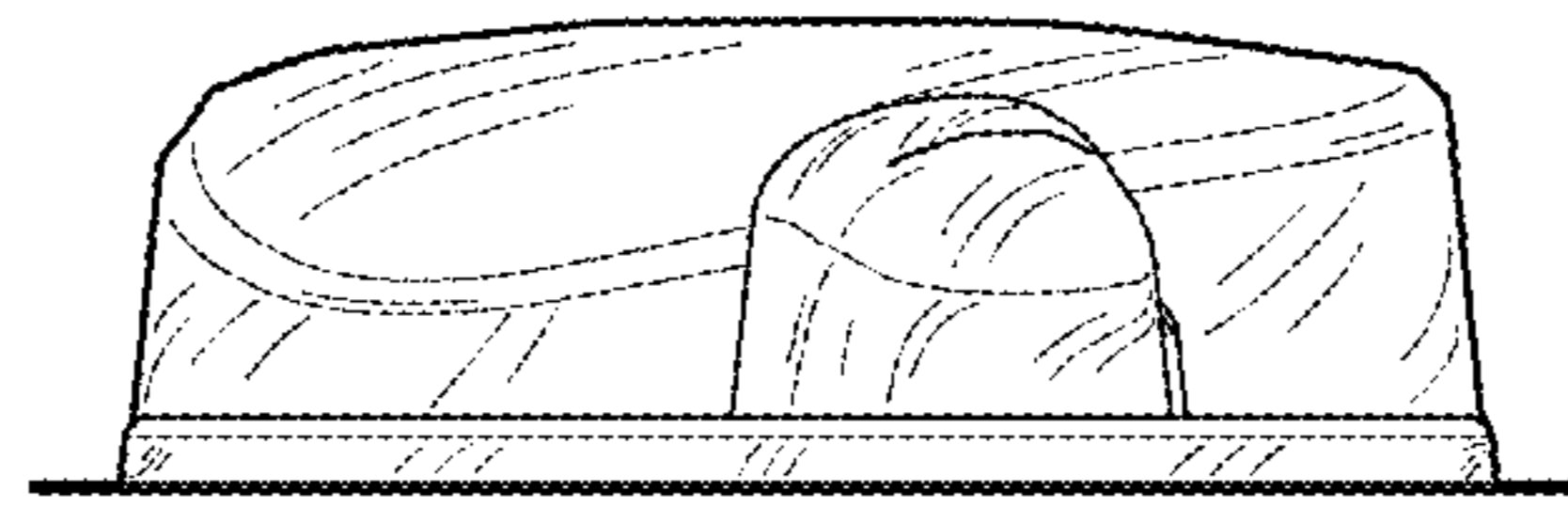


FIG. 8

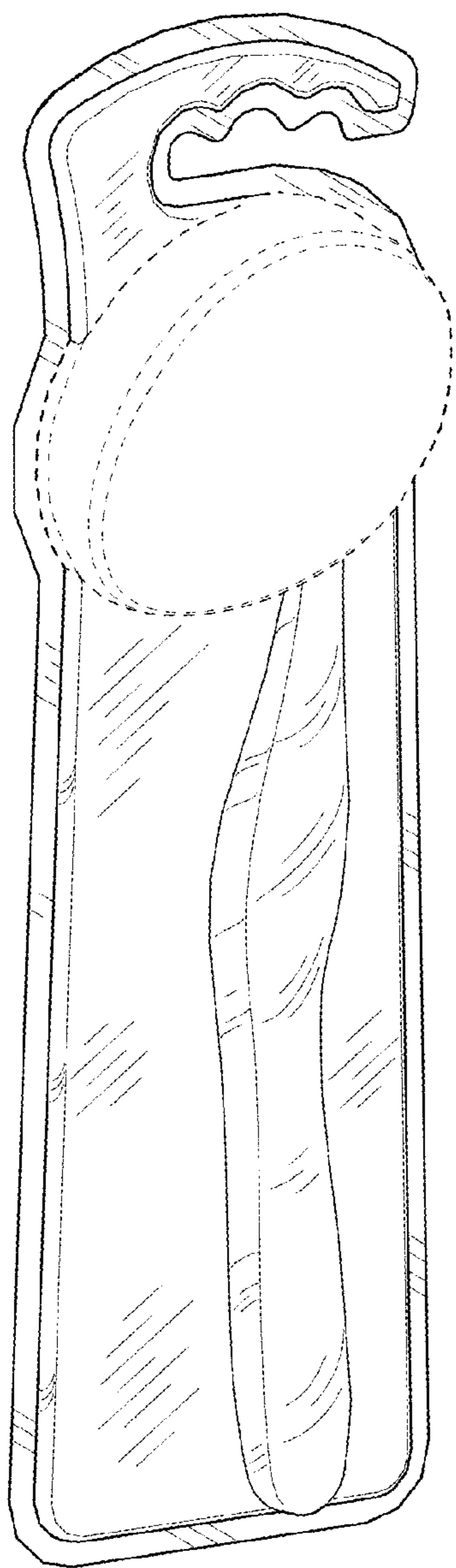


FIG. 9




FIG. 10




FIG. 11

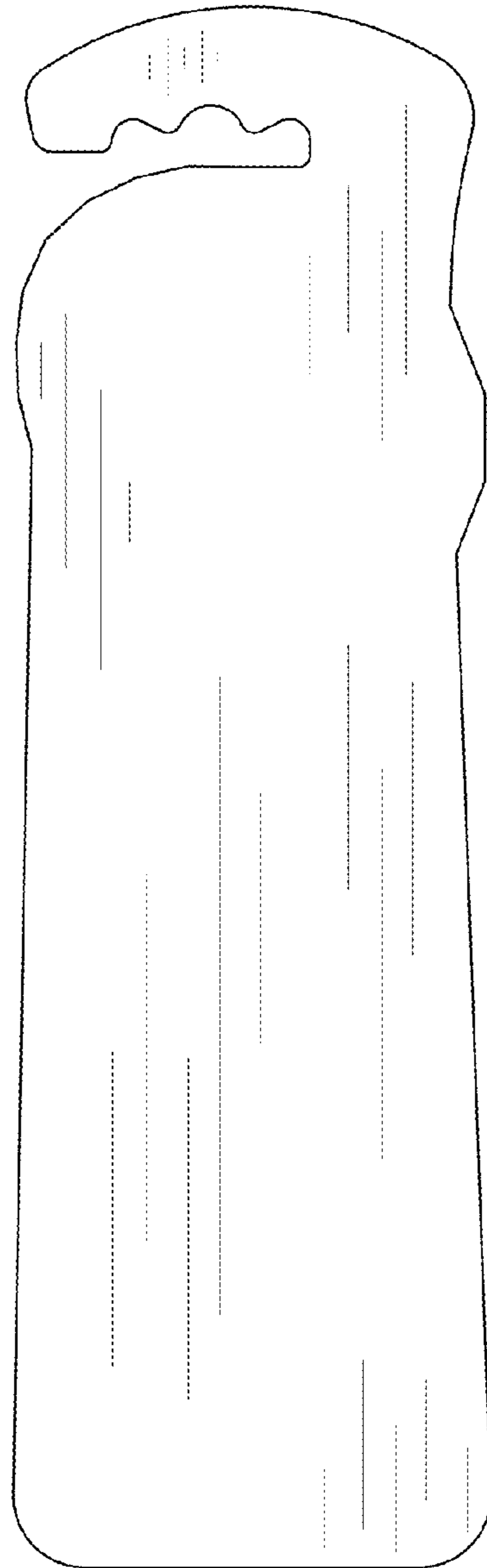


FIG. 12

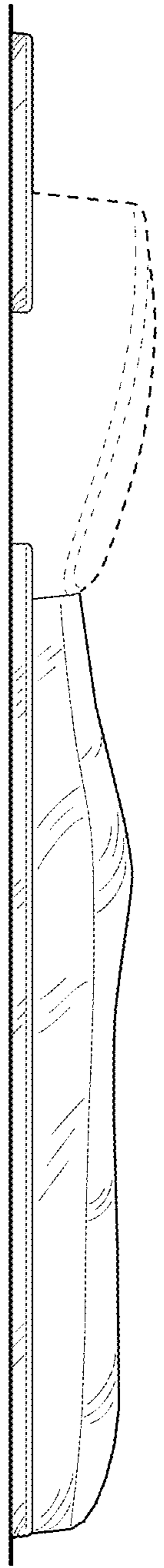


FIG. 13



FIG. 14




FIG. 15

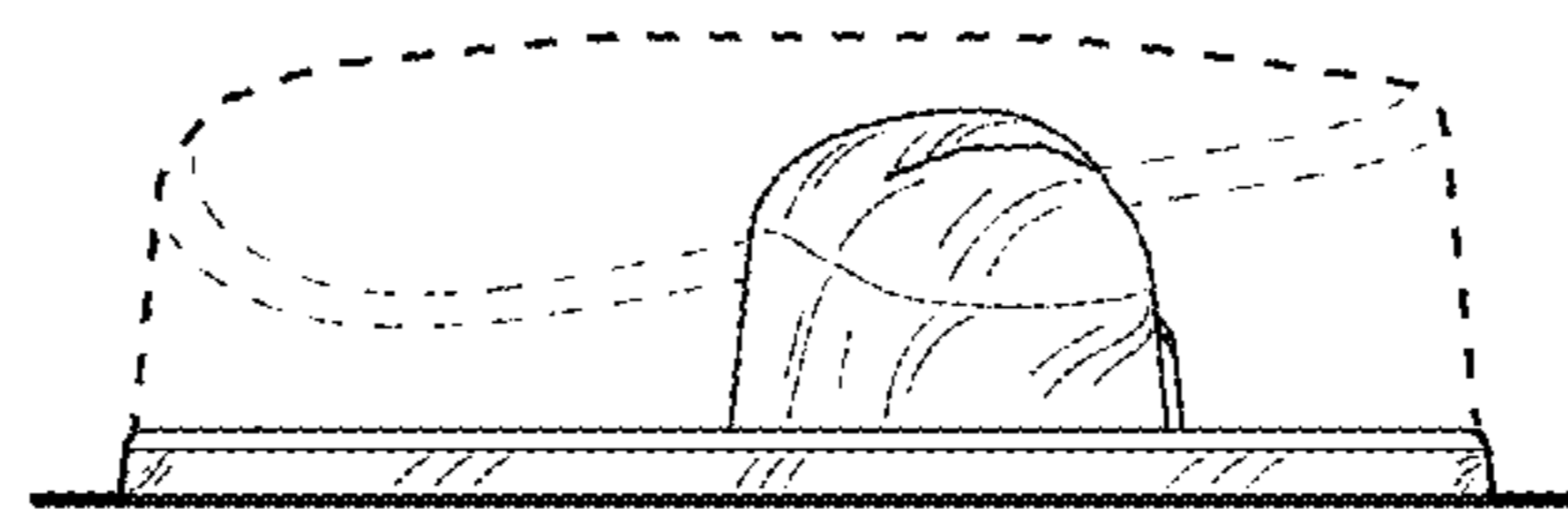


FIG. 16