



US00D735568S

(12) **United States Design Patent**
Barnett

(10) **Patent No.:** **US D735,568 S**

(45) **Date of Patent:** **** Aug. 4, 2015**

(54) **CIRCLIP**

(71) Applicant: **BeaconMedaes LLC**, Rock Hill, SC
(US)

(72) Inventor: **Paul Barnett**, Chesterfield (GB)

(73) Assignee: **BeaconMedaes LLC**, Rock Hill, SC
(US)

(**) Term: **14 Years**

(21) Appl. No.: **29/469,078**

(22) Filed: **Oct. 7, 2013**

(51) **LOC (10) Cl.** **08-08**

(52) **U.S. Cl.**
USPC **D8/396**

(58) **Field of Classification Search**
USPC D8/394–396, 71–74, 499, 354–356,
D8/373, 70; D19/65, 164, 166, 196;
D11/164, 78.1
CPC D06F 55/00; A44D 2203/00; A61B
17/0664; A61B 17/04; A61B 17/1265; A43D
79/00; A41B 3/08; A41F 15/02; A62F 2/0063
See application file for complete search history.

(56) **References Cited**

U.S. PATENT DOCUMENTS

D50,434 S *	3/1917	Stimpson	D8/356
4,760,624 A *	8/1988	Fish	24/30.5 S
D308,011 S *	5/1990	Norris	D8/356
D344,449 S	2/1994	Ward		
D347,562 S *	6/1994	Kim	D8/70
D362,065 S *	9/1995	Goris	D24/146
5,477,845 A *	12/1995	Zuzelo	125/15
D368,422 S *	4/1996	Jensen	D8/354
D375,888 S *	11/1996	Loitherstein	D8/354
D527,245 S *	8/2006	Kelleghan	D8/356
D534,416 S *	1/2007	Kelleghan	D8/356
D646,539 S *	10/2011	Maras	D8/70
D646,540 S *	10/2011	Maras	D8/70
D646,542 S *	10/2011	Wackwitz	D8/70
D651,499 S *	1/2012	Tong	D8/70

D653,523 S *	2/2012	Wackwitz et al.	D8/354
D665,242 S *	8/2012	Wackwitz	D8/70
D674,271 S *	1/2013	Rodwin	D8/356
D677,546 S *	3/2013	Zhou et al.	D8/70
D682,652 S *	5/2013	McRoberts et al.	D8/70
D697,384 S *	1/2014	Wackwitz	D8/70
D714,346 S *	9/2014	Swanson et al.	D15/5

(Continued)

FOREIGN PATENT DOCUMENTS

CN 302041010 * 8/2012

OTHER PUBLICATIONS

Amazon.com: 14 FT. Trampoline Band Jumping Mat. Round Flat Tube Frames, review date Jun. 19, 2013, online, site visited May 21, 2015, http://www.amazon.com/Trampoline-Jumping-Round-Frames-included/dp/B00AFYAZFG/ref=sr_1_8?s=sporting-goods&ie=UTF8&qid=1432238080&s...*
Neiko E-Clip Shop Assortment—300 Clips, Amazon.com, review date Feb. 22, 2012, online, site visited May 22, 2015, http://www.amazon.com/Neiko-E-Clip-Shop-Assortment-Clips/dp/B000K7GRDW/ref=sr_1_2?ie=UTF8&qid=1432331803&sr=8-2&keywords=circlip.*

(Continued)

Primary Examiner — John Windmuller

Assistant Examiner — John R Yeh

(74) *Attorney, Agent, or Firm* — Lowenstein Sandler LLP

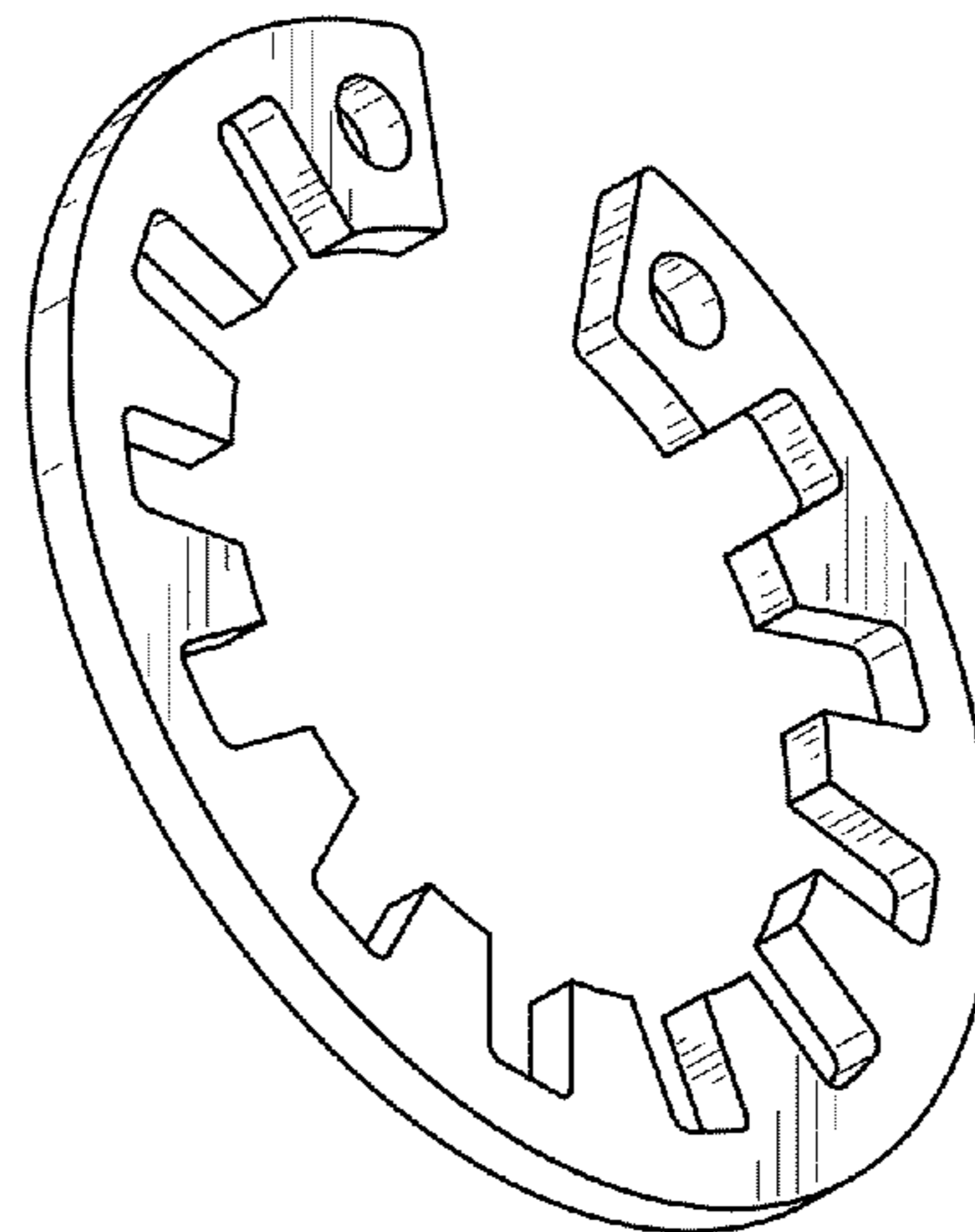
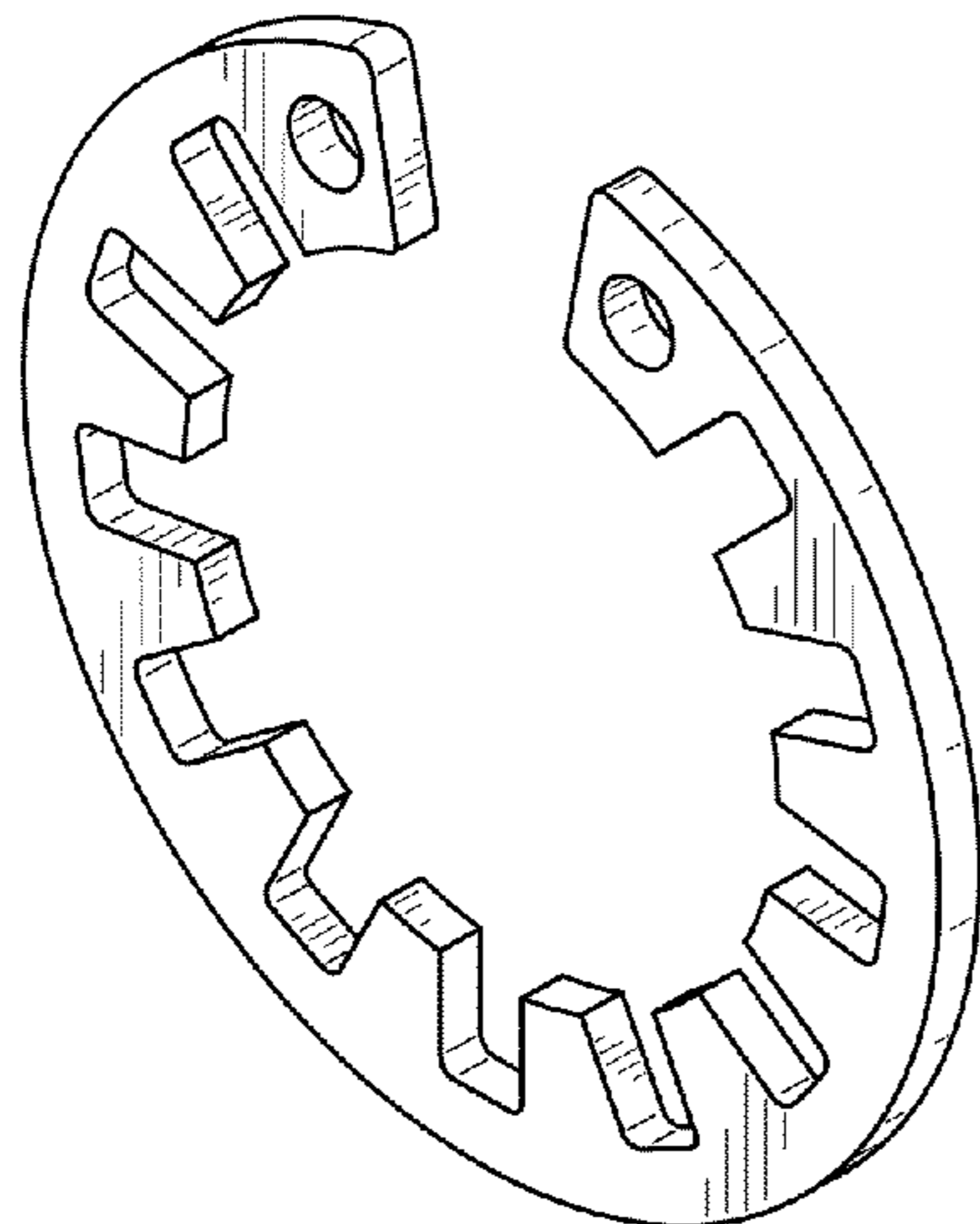
(57) **CLAIM**

The ornamental design for a circlip, as shown and described.

DESCRIPTION

FIG. 1 illustrates a top right perspective view of the circlip; FIG. 2 illustrates a bottom left perspective view thereof; FIG. 3 illustrates a front elevation view thereof; FIG. 4 illustrates a top view thereof; FIG. 5 illustrates a left side view thereof; FIG. 6 illustrates a rear elevation view thereof; and, FIG. 7 illustrates a cross-sectional view of FIG. 6.

1 Claim, 3 Drawing Sheets



(56)

References Cited

U.S. PATENT DOCUMENTS

D714,347 S * 9/2014 Swanson et al. D15/5
D724,923 S * 3/2015 McRoberts et al. D8/70
2009/0083916 A1* 4/2009 Lampka et al. 15/3.53
2010/0009613 A1* 1/2010 Frueh 451/559

OTHER PUBLICATIONS

Circlips and Retaining Rings Manufactured in the UK. (n.d).
Springmasters for compression springs, extension springs, torsion
springs, die springs and wireforms. Retrieved Oct. 16, 2013, from
<http://www.springmasters.com/circlips.html>.

* cited by examiner

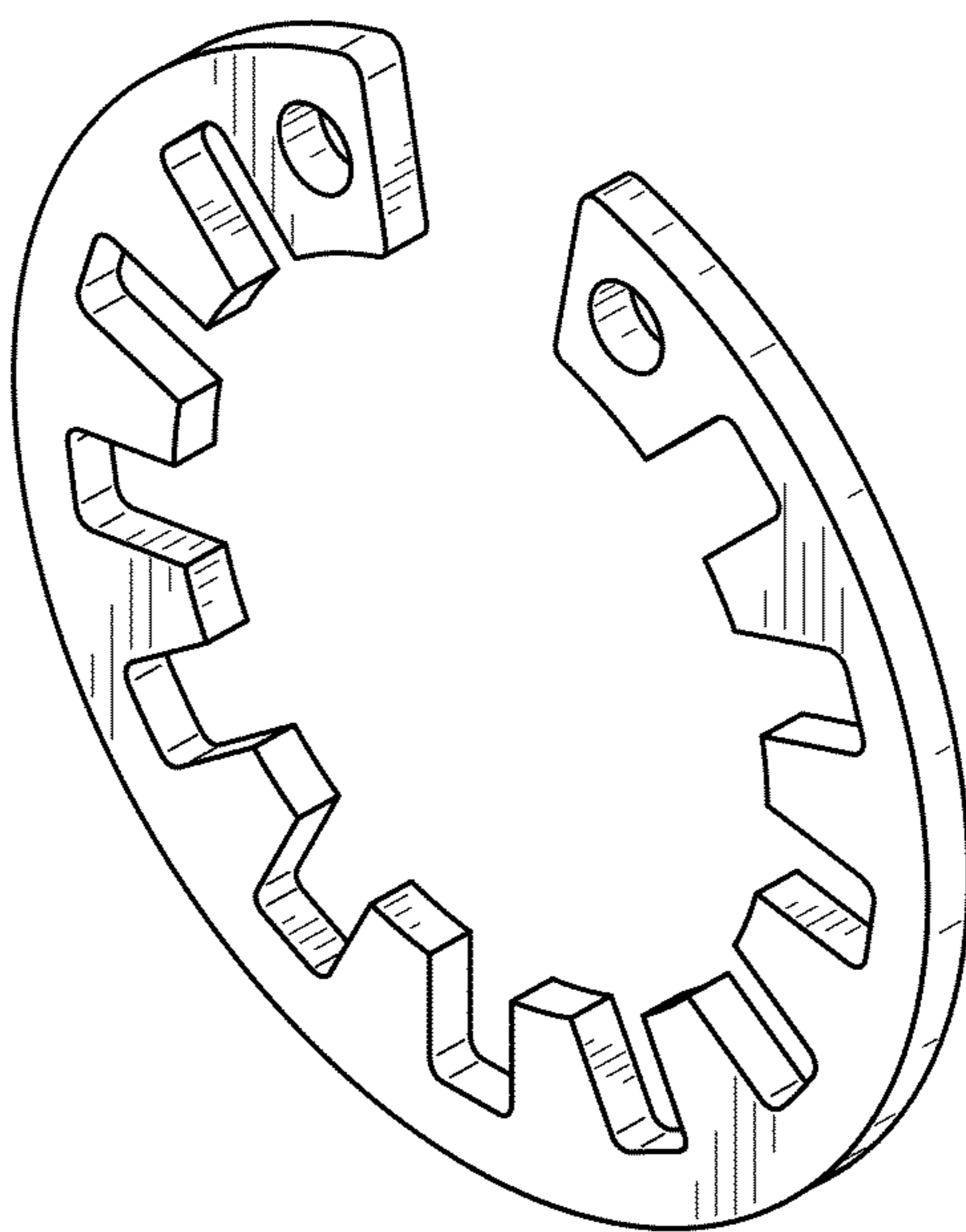


FIG. 1

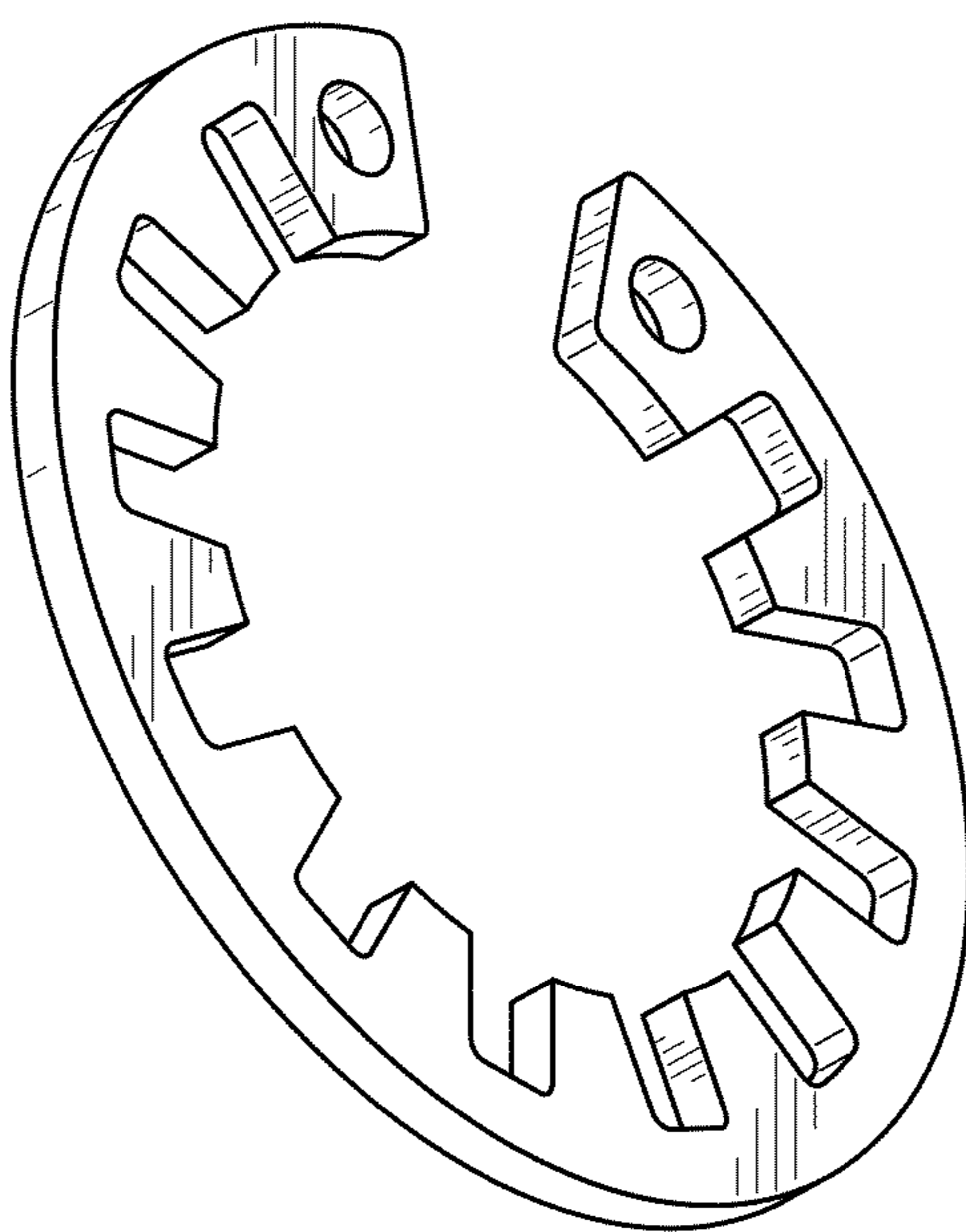


FIG. 2

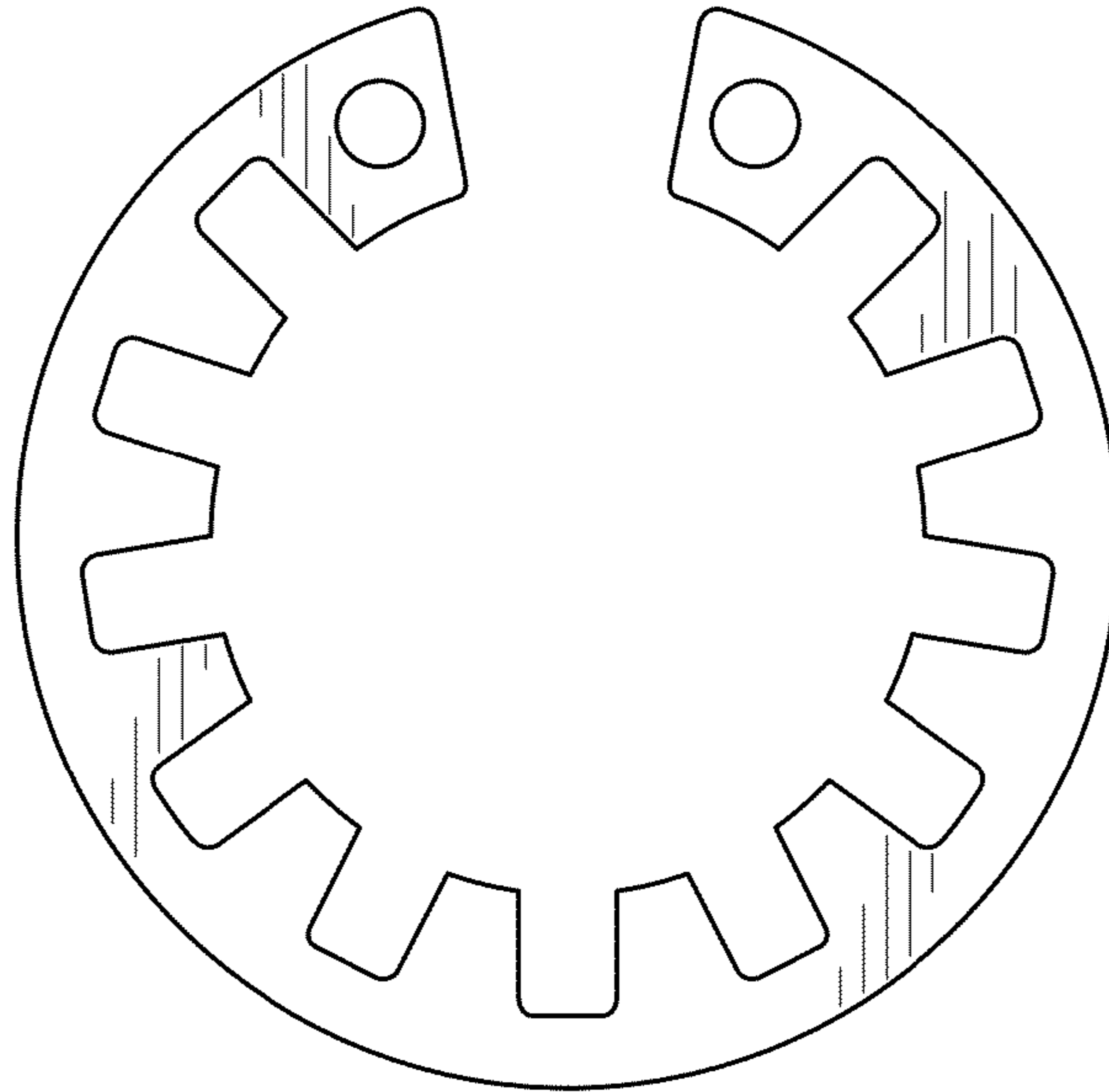


FIG. 3

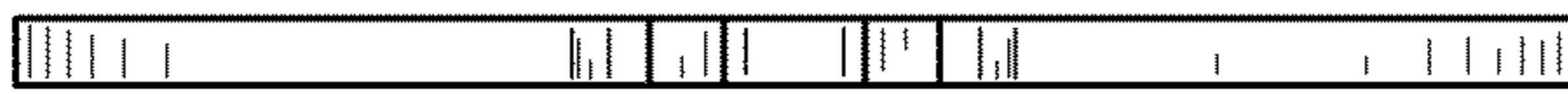


FIG. 4



FIG. 5

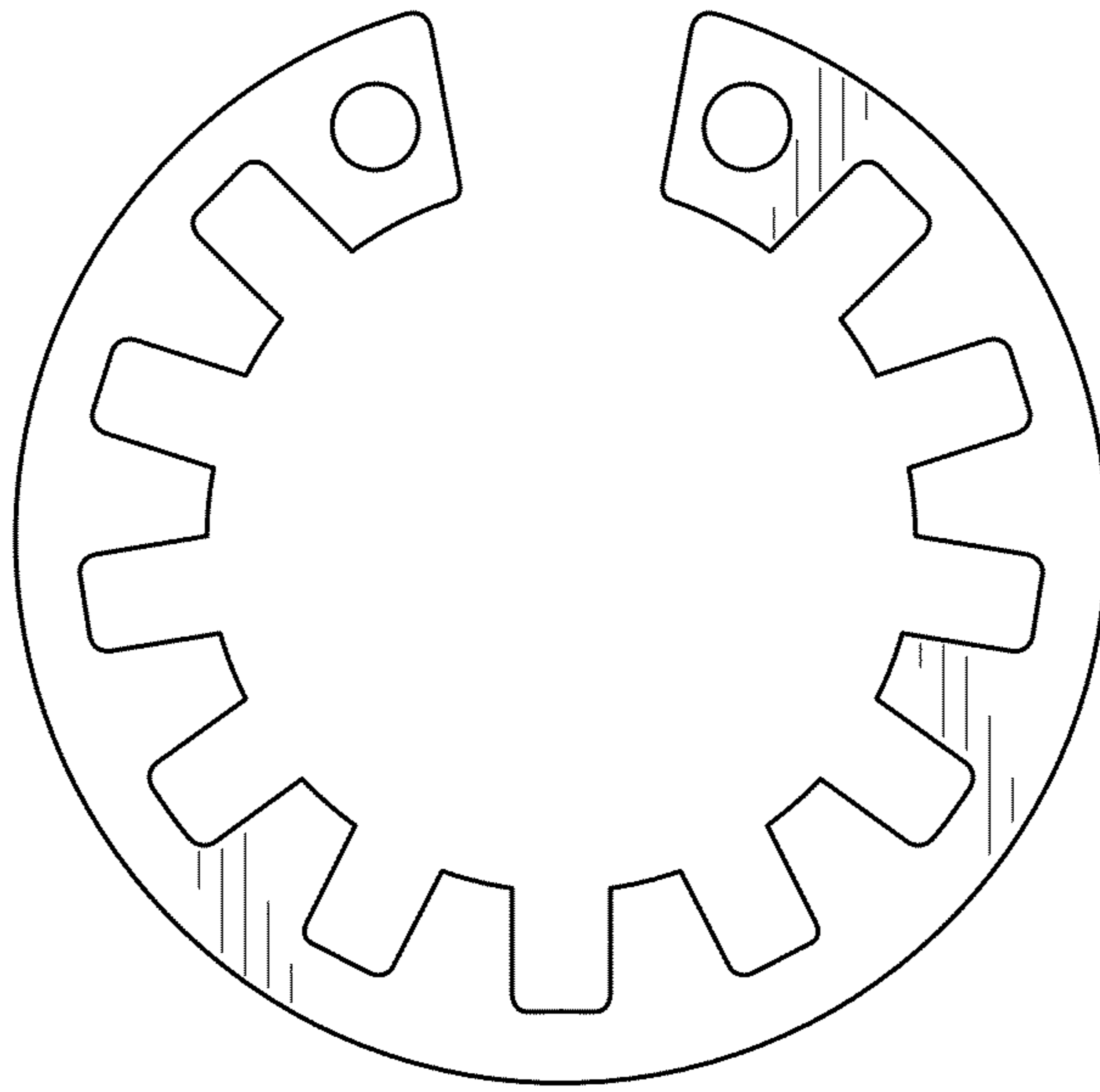


FIG. 6




FIG. 7