



US00D735545S

(12) **United States Design Patent**
Ramplung

(10) **Patent No.:** **US D735,545 S**

(45) **Date of Patent:** **** Aug. 4, 2015**

(54) **PLASTERING TOOL**

(71) Applicant: **SCOTT CUTTERS LIMITED**,
Marlow, Buckinghamshire (GB)

(72) Inventor: **Scott Robert Ramplung**, Marlow (GB)

(73) Assignee: **Scott Cutters Limited**, Marlow (GB)

(**) Term: **14 Years**

(21) Appl. No.: **29/473,969**

(22) Filed: **Nov. 27, 2013**

(30) **Foreign Application Priority Data**

Jun. 3, 2013 (EM) 002248591

(51) **LOC (10) Cl.** **08-05**

(52) **U.S. Cl.**
USPC **D8/45**

(58) **Field of Classification Search**
USPC D8/382, 356, 358, 359, 19, 16, 45, 396,
D8/72, 73, 18, 366; 242/395, 405.3, 405.2,
242/118.7, 542.4, 160.4, 366, 400, 370,
242/400.1; D3/24, 207, 212; D15/16;
D10/61, 62; 33/414, 413, 382;
248/300, 313, 61, 231.81; 16/257;
81/3.27, 3.55; D6/325, 580; 254/397;
160/370; 114/101, 200; D12/162, 223;
D9/501, 503, 504, 416, 423; D20/43;
D19/3; D5/11, 47

See application file for complete search history.

(56) **References Cited**

U.S. PATENT DOCUMENTS

D117,388 S * 10/1939 Woinarovicz D8/45
D169,837 S * 6/1953 Blander D8/45
4,097,951 A * 7/1978 Hurtt 15/245.1
4,297,761 A * 11/1981 Loos 15/105
4,364,145 A * 12/1982 Jones et al. 15/236.02
D352,432 S * 11/1994 Monroe D8/45

* cited by examiner

Primary Examiner — Robert M Spear

Assistant Examiner — Eliza Bennett-Hattan

(74) *Attorney, Agent, or Firm* — Christie, Parker & Hale,
LLP

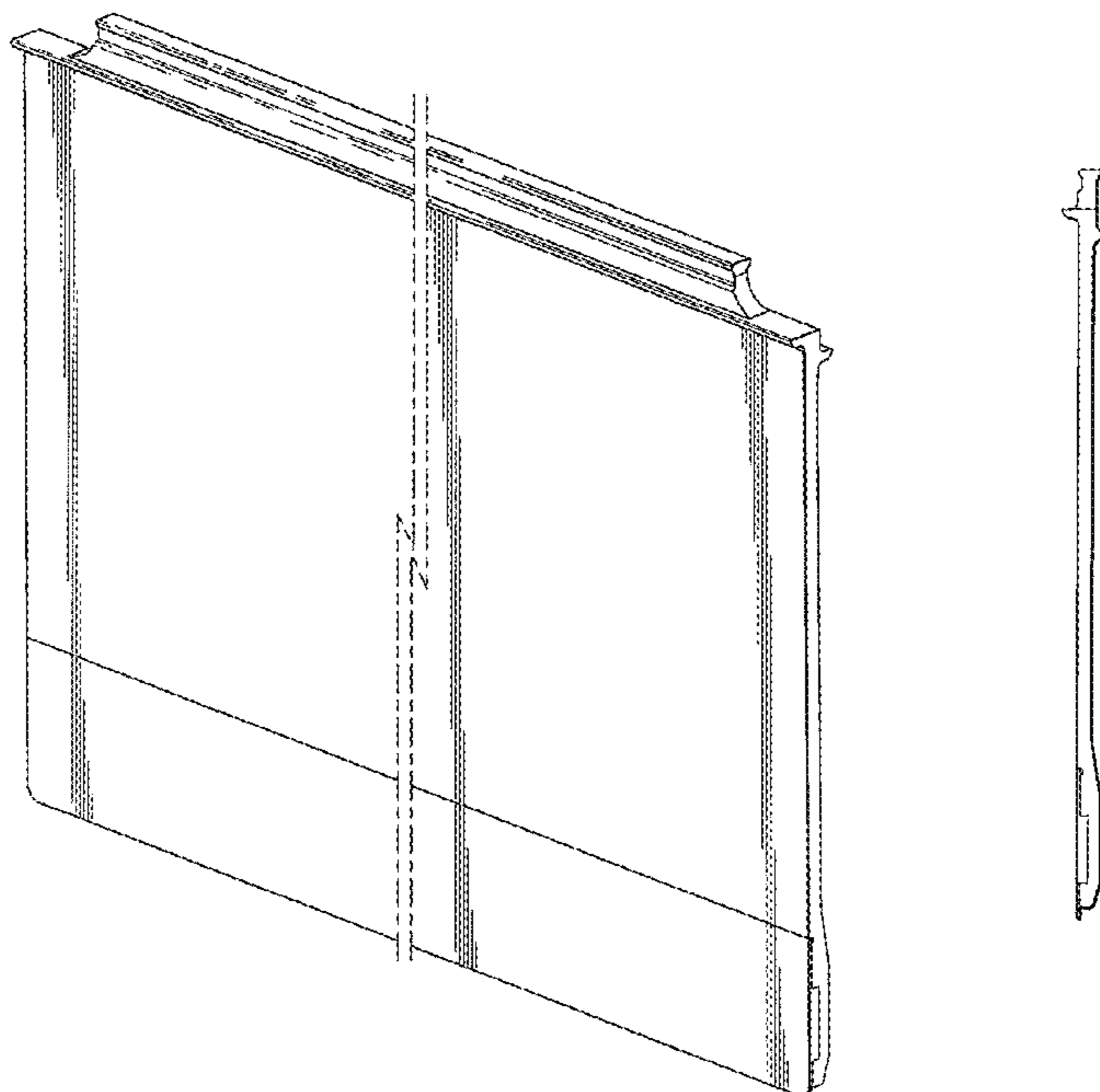
(57) **CLAIM**

The ornamental design for a plastering tool, as shown and described.

DESCRIPTION

FIG. 1 is a front perspective view of a plastering tool according to the present design;
FIG. 2 is a rear perspective view thereof;
FIG. 3 is a front view thereof;
FIG. 4 is a rear view thereof;
FIG. 5 is a top view thereof;
FIG. 6 is a bottom view thereof;
FIG. 7 is a right side view thereof; and,
FIG. 8 is a left side view thereof.
The plastering tool is shown with a symbolic break in its length. The appearance of any portion of the article between the break lines forms no part of the claimed design.

1 Claim, 6 Drawing Sheets



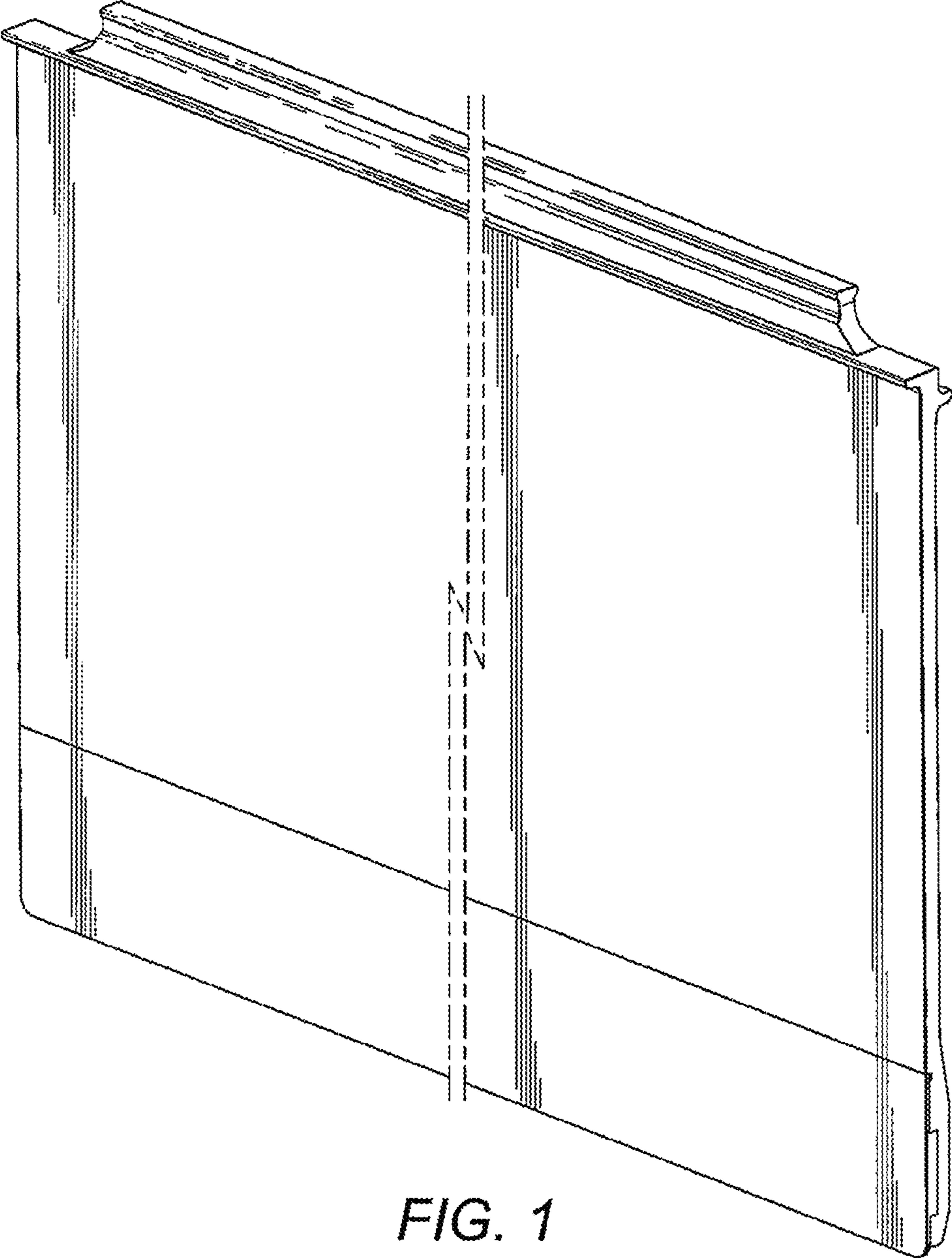


FIG. 1

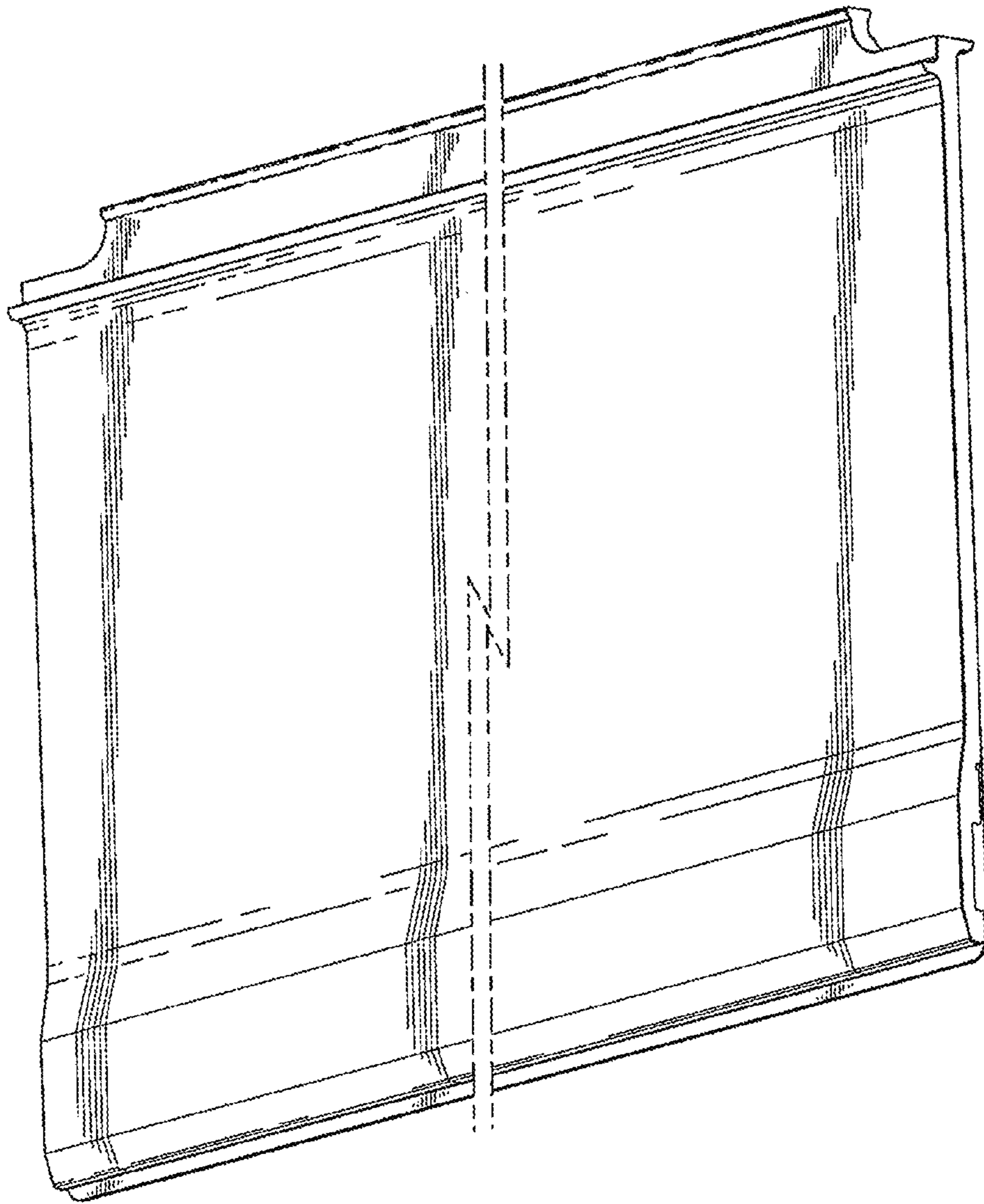


FIG. 2

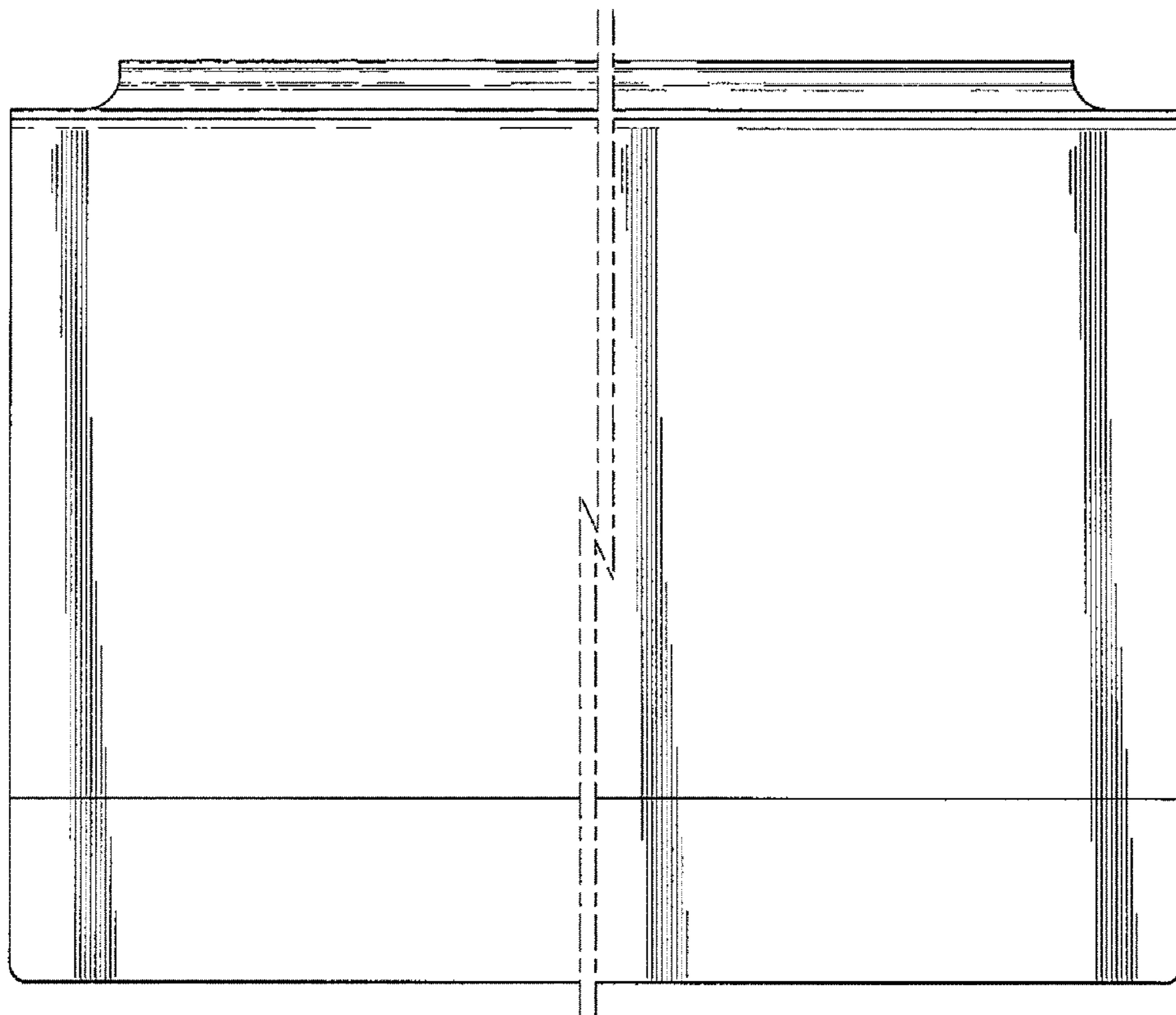


FIG. 3

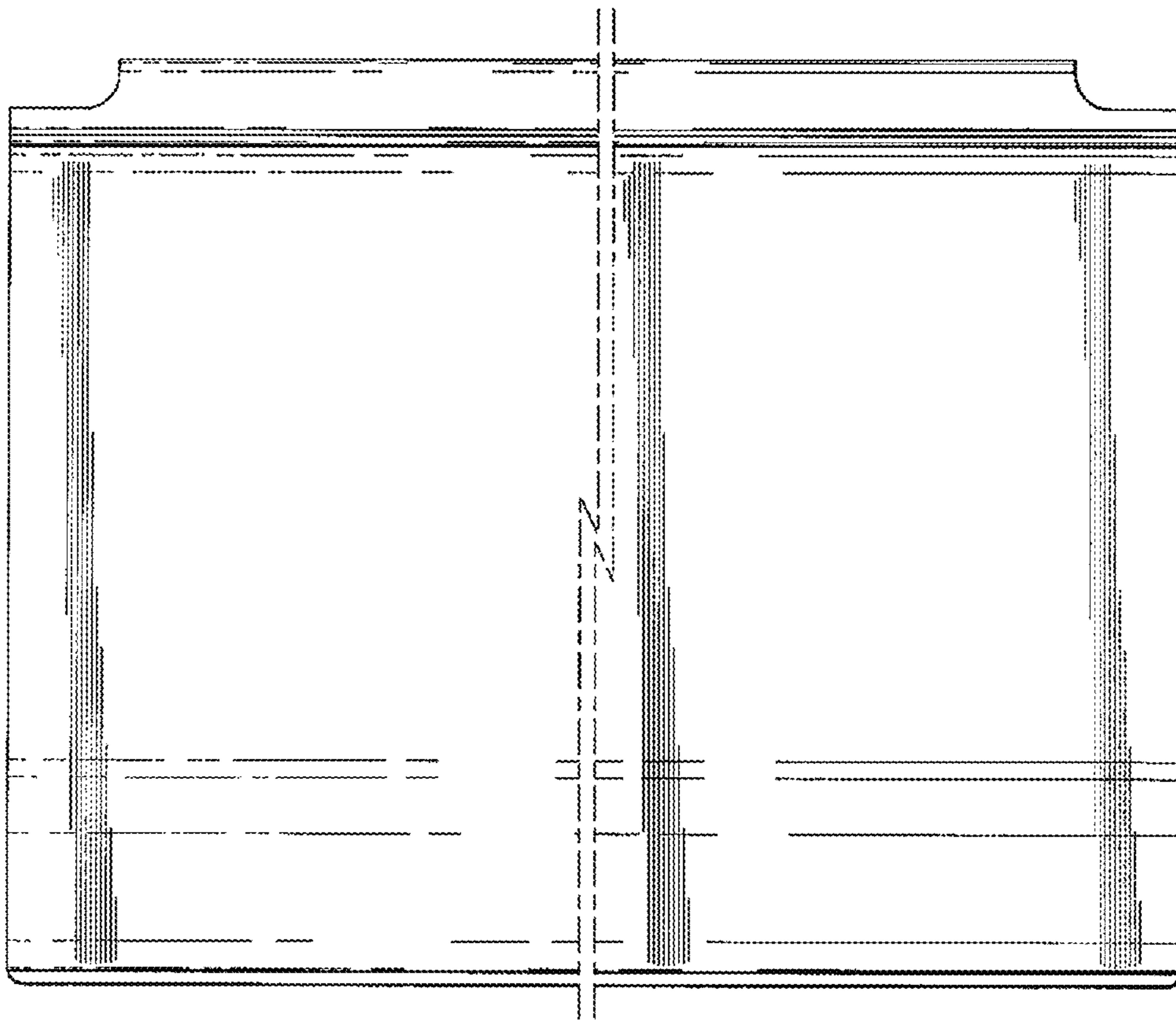


FIG. 4

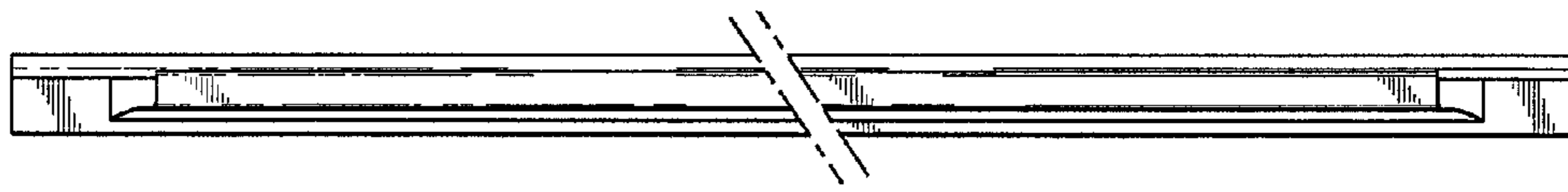


FIG. 5




FIG. 6

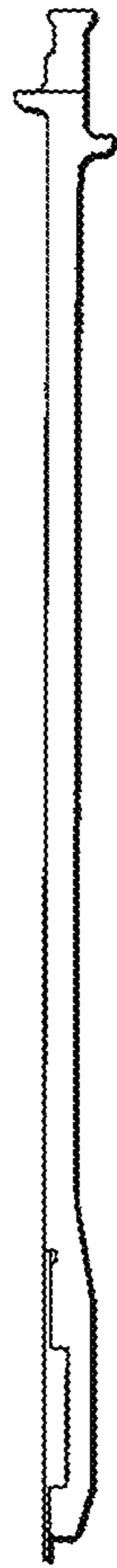


FIG. 7




FIG. 8