



US00D735544S

(12) **United States Design Patent**
Fire

(10) **Patent No.:** **US D735,544 S**

(45) **Date of Patent:** **** Aug. 4, 2015**

(54) **BLADE SHARPENER WITH BOTTLE AND TAB OPENERS**

Primary Examiner — Marcus Jackson

(74) *Attorney, Agent, or Firm* — Simpson & Simpson, PLLC

(71) Applicant: **Arthur Lansky Levine & Associates, Inc.**, Tonawanda, NY (US)

(72) Inventor: **Christopher P. Fire**, North Tonawanda, NY (US)

(57) **CLAIM**

The ornamental design for a blade sharpener with bottle and tab openers, as shown and described.

(73) Assignee: **Arthur Lansky Levine & Associates, Inc.**, Tonawanda, NY (US)

(**) Term: **14 Years**

DESCRIPTION

(21) Appl. No.: **29/470,648**

FIG. 1 is a top perspective view of the blade sharpener with bottle and tab openers of the present invention;

(22) Filed: **Oct. 23, 2013**

FIG. 2 is a front elevational view of the invention shown in FIG. 1;

(51) **LOC (10) Cl.** **07-99**

FIG. 3 is a rear elevational view of the invention shown in FIG. 1;

(52) **U.S. Cl.**
USPC **D8/40**

FIG. 4 is a left side elevational view of the invention shown in FIG. 1;

(58) **Field of Classification Search**
USPC D8/16-19, 33-43, 88-105; D7/113,
D7/151-156; 81/3.07, 3.09, 3.4, 3.27, 3.55
See application file for complete search history.

FIG. 5 is a right side elevational view of the invention shown in FIG. 1;

(56) **References Cited**

U.S. PATENT DOCUMENTS

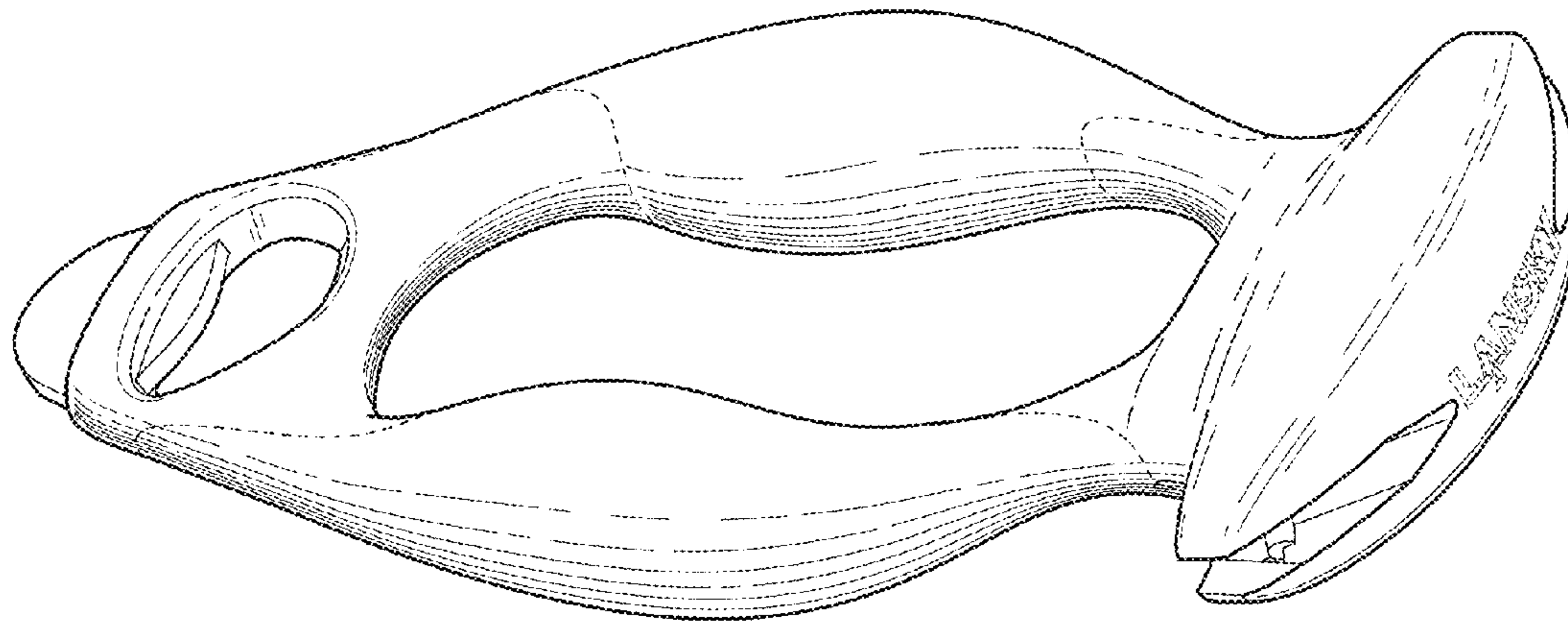
D277,635 S *	2/1985	Sherwood	D8/18
D440,135 S *	4/2001	Vaught	D8/40
D458,523 S *	6/2002	Newton, Sr.	D8/17
D488,691 S *	4/2004	Ziems	D8/40
D496,570 S *	9/2004	Wolf	D8/40
D519,010 S *	4/2006	Oas	D8/34

FIG. 6 is a top plan view of the invention shown in FIG. 1; and,

FIG. 7 is a bottom plan view of the invention shown in FIG. 1. The broken line showing of indicia shown in FIGS. 1, 2, 4, 5, 6 and 7 is for the purpose of illustrating various markings and forms no part of the claimed design. Similarly, the broken line showing of a gripping region shown in FIGS. 1 and 3-7 is for the purpose of illustrating an embodiment of a gripping region and forms no part of the claimed design.

* cited by examiner

1 Claim, 5 Drawing Sheets



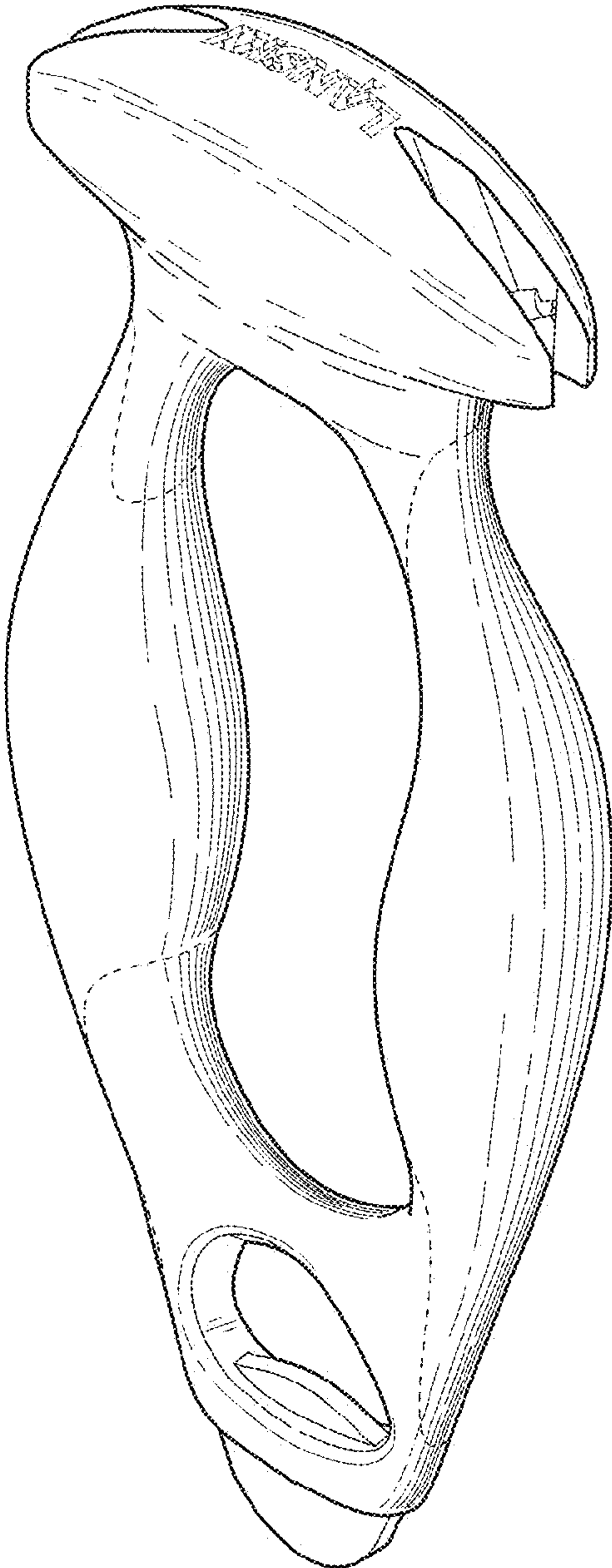


Fig. 1



Fig. 2

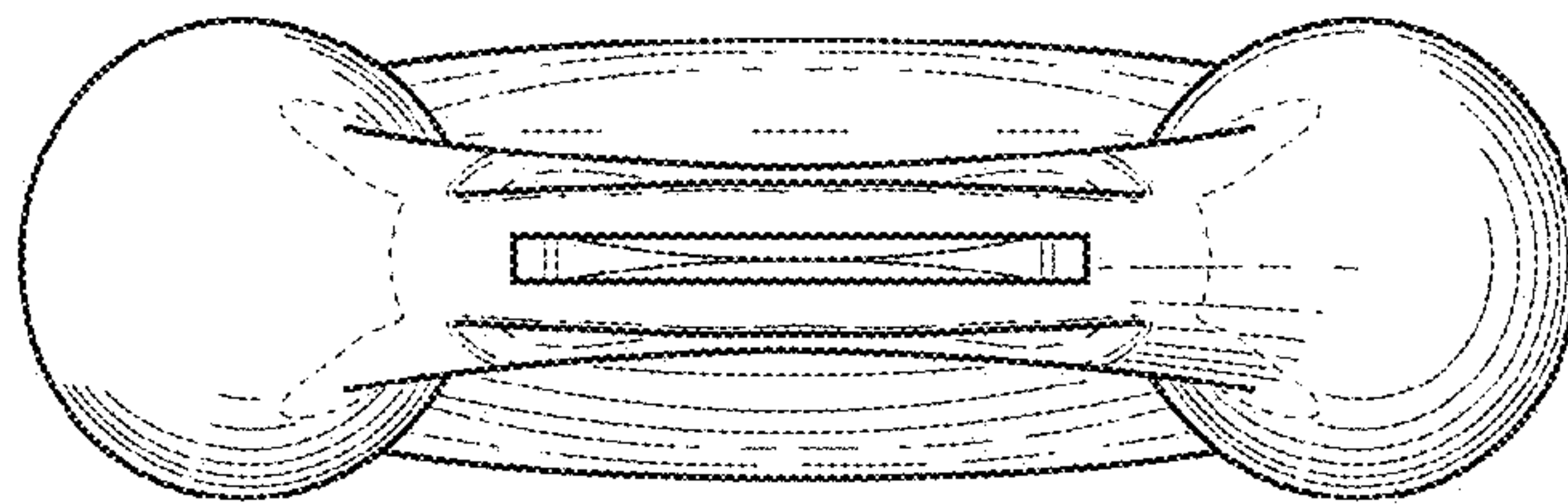


Fig. 3

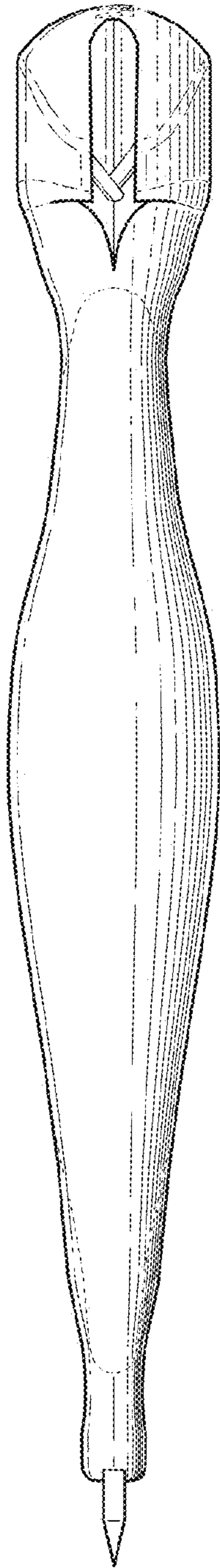


Fig. 4

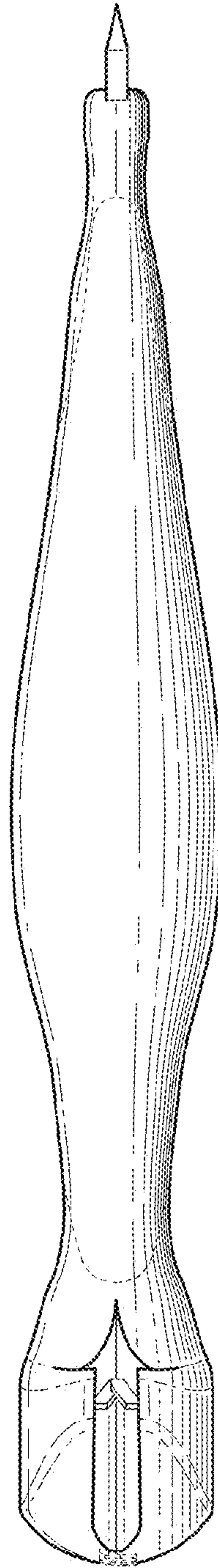


Fig. 5

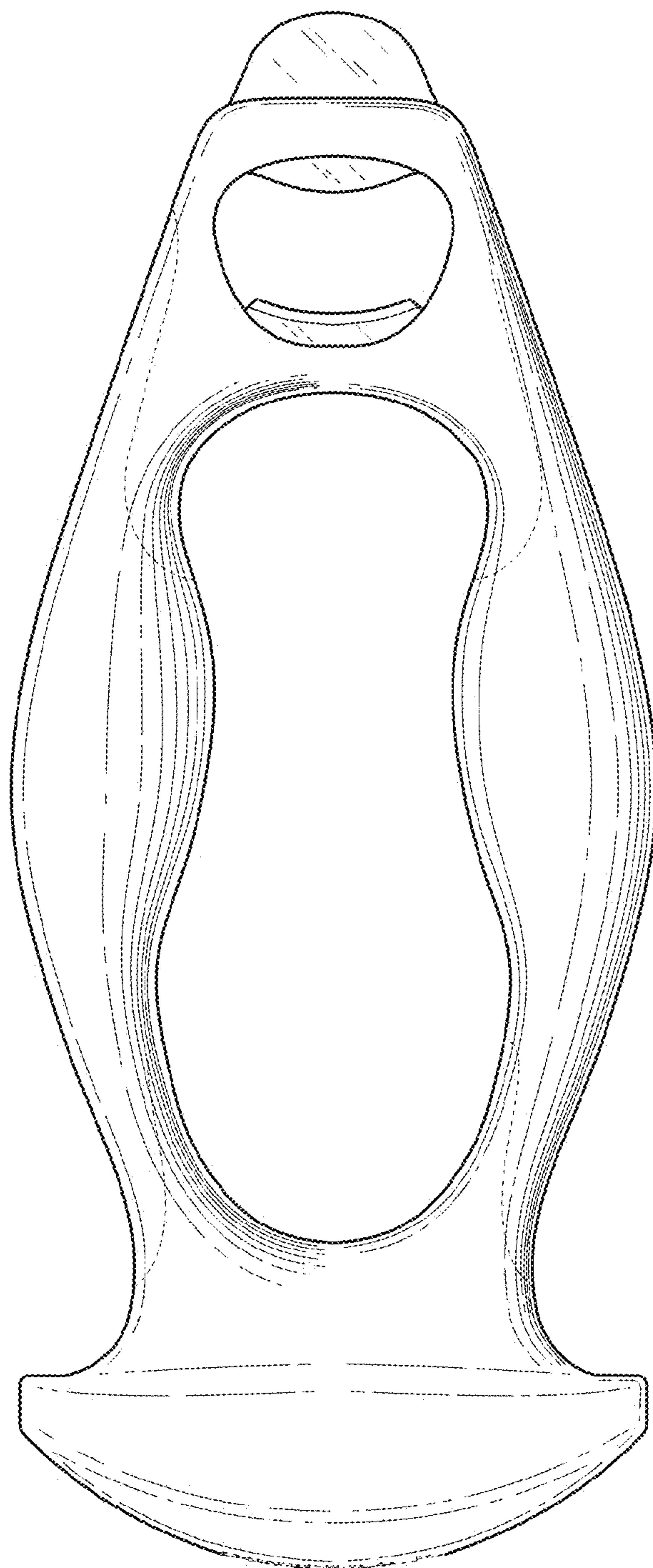


Fig. 6

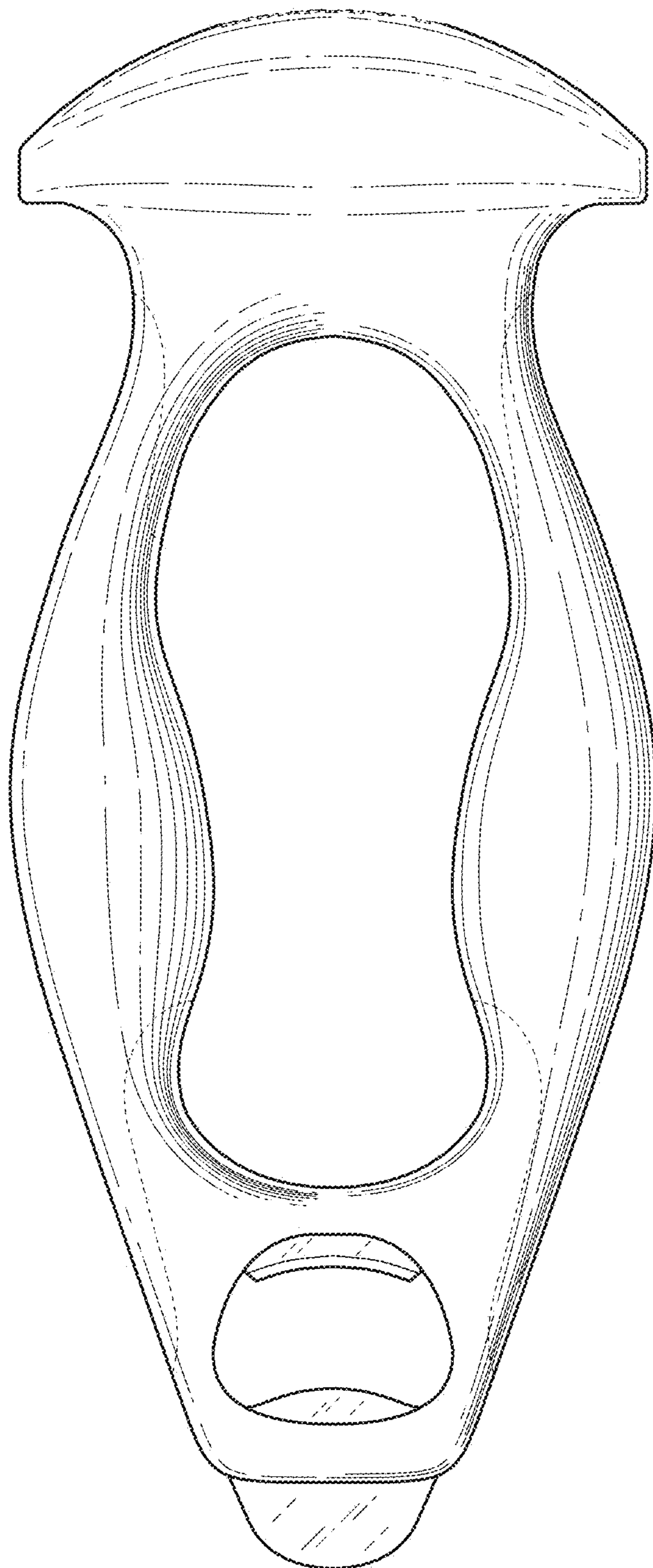


Fig. 7