



US00D735513S

(12) **United States Design Patent**
Chan

(10) **Patent No.:** **US D735,513 S**
(45) **Date of Patent:** **** Aug. 4, 2015**

- (54) **BACKREST OF A CHAIR**
- (71) Applicant: **ITOKI CORPORATION**, Osaka-shi,
Osaka (JP)
- (72) Inventor: **Eric Chan**, New York, NY (US)
- (73) Assignee: **ITOKI CORPORATION**, Osaka-shi,
Osaka (JP)
- (**) Term: **14 Years**
- (21) Appl. No.: **29/492,279**
- (22) Filed: **May 29, 2014**

D487,359 S *	3/2004	Giugiaro	D6/366
6,722,741 B2 *	4/2004	Stumpf et al.	297/452.3
D489,191 S *	5/2004	Ma	D6/366
D493,626 S	8/2004	James	
D495,509 S *	9/2004	Breen	D6/366
D514,831 S *	2/2006	Tsai	D6/366
D514,832 S	2/2006	Tsai	
D538,055 S *	3/2007	Kang	D6/366
D540,578 S *	4/2007	Chen	D6/502
D558,995 S	1/2008	Igarashi	
D559,571 S	1/2008	Meda	
D559,572 S	1/2008	Igarashi	
D572,948 S *	7/2008	Wakasugi et al.	D6/500
D577,934 S *	10/2008	Raftery et al.	D6/502
D580,199 S *	11/2008	Su	D6/502
D582,170 S	12/2008	Chi	
D600,462 S	9/2009	Ooki et al.	

(Continued)

Related U.S. Application Data

- (62) Division of application No. 29/457,138, filed on Jun. 7, 2013, now Pat. No. Des. 715,068.
- (51) **LOC (10) Cl.** **06-01**
- (52) **U.S. Cl.**
USPC **D6/716.4; D6/716.1**
- (58) **Field of Classification Search**
USPC D6/334-336, 360-381, 716,
D6/716.1-716.4; 297/284.4, 300.1, 300.2,
297/411.27, 452.13, 452.19, 452.21,
297/452.29, 452.3, 452.46, 452.56, 452.64
CPC A47C 1/02; A47C 1/03; A47C 1/03255;
A47C 1/024; A47C 3/025; A47C 3/026;
A47C 7/02; A47C 7/022; A47C 7/282;
A47C 7/40; A47C 7/402; A47C 7/44; A47C
7/46; A47C 7/54; B60N 2/64; B60N 2/66
See application file for complete search history.

Primary Examiner — Ricky Pham

(74) *Attorney, Agent, or Firm* — Drinker Biddle & Reath LLP

(57) **CLAIM**

The ornamental design for a backrest of a chair, as shown and described.

DESCRIPTION

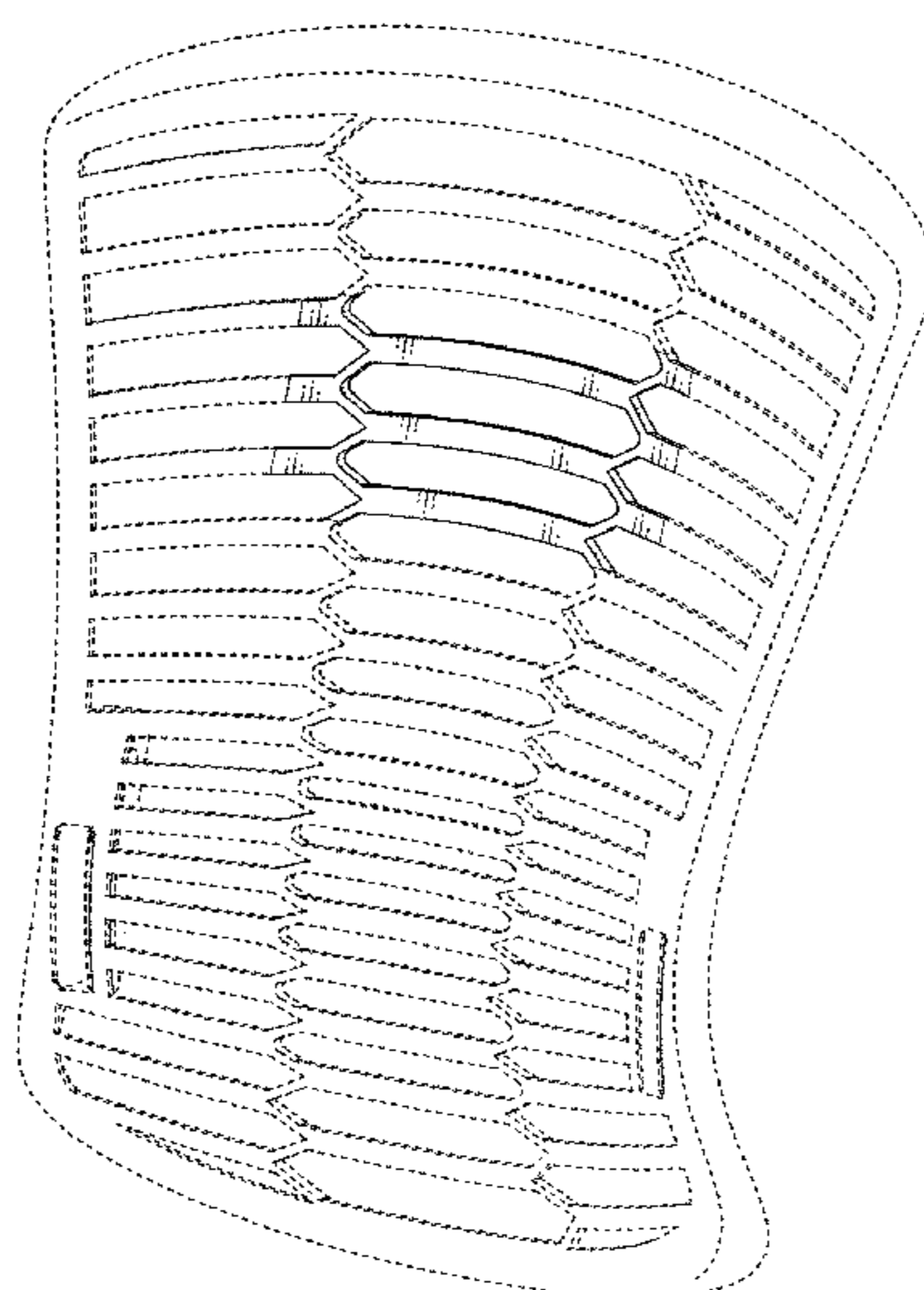
FIG. 1 is a front perspective view of a backrest of a chair;
 FIG. 2 is a rear perspective view thereof;
 FIG. 3 is a front view thereof;
 FIG. 4 is a rear view thereof;
 FIG. 5 is a right side view thereof, a left side view being a mirror image;
 FIG. 6 is a top plan view thereof;
 FIG. 7 is a bottom view thereof; and,
 FIG. 8 is a partially enlarged view of area 80 in FIG. 3.
 The broken line showing of the backrest of a chair is for the purpose of illustrating environmental structure and forms no part of the claimed design.

(56) **References Cited**

U.S. PATENT DOCUMENTS

D449,174 S *	10/2001	Neil	D6/366
D479,656 S *	9/2003	Ma	D6/366
D486,657 S *	2/2004	Su	D6/366

1 Claim, 8 Drawing Sheets



(56)

References Cited

U.S. PATENT DOCUMENTS

D604,071 S	*	11/2009	Su	D6/502	D670,927 S	11/2012	Hurford	
D613,085 S		4/2010	Fujita		D671,759 S	12/2012	Hurford	
D613,087 S		4/2010	Fujita		D676,254 S	2/2013	Chen	
D618,927 S	*	7/2010	Zhang	D6/366	D677,068 S	3/2013	Chen	
D627,983 S	*	11/2010	Wakasugi et al.	D6/366	D679,107 S	4/2013	Darrow et al.	
D636,614 S		4/2011	Sander et al.		D687,641 S	*	8/2013	Barrell
D644,862 S		9/2011	Gaschy		D688,056 S		8/2013	Phillips et al.
D652,223 S	*	1/2012	Fujita	D6/366	D688,061 S	*	8/2013	Giugiaro
D654,709 S		2/2012	Fujita		D689,314 S	*	9/2013	Smith et al.
D654,711 S		2/2012	Fujita		D690,523 S	*	10/2013	Choi
D656,752 S		4/2012	Moll		D694,538 S		12/2013	Smith et al.
D661,117 S		6/2012	Tanaka et al.		D694,539 S	*	12/2013	Smith et al.
D662,330 S		6/2012	Tanaka et al.		D695,034 S	*	12/2013	Smith et al.
D663,129 S		7/2012	Greutmann		D697,726 S		1/2014	Smith
D667,232 S		9/2012	Yang		D701,068 S	*	3/2014	Usumoto et al.
					D714,070 S	*	9/2014	Cvek
					D715,068 S	*	10/2014	Chan

* cited by examiner

Fig. 1

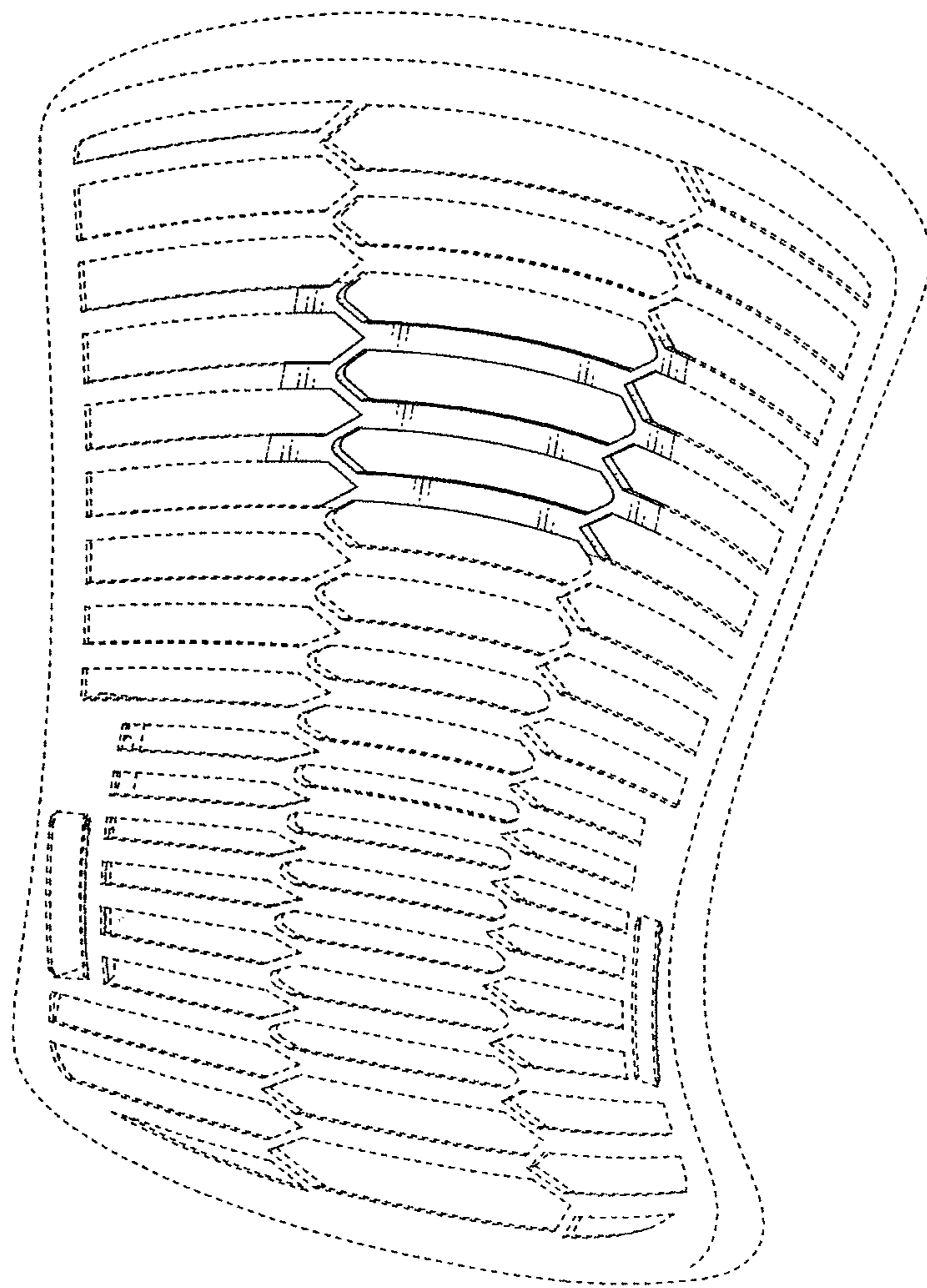


Fig. 2

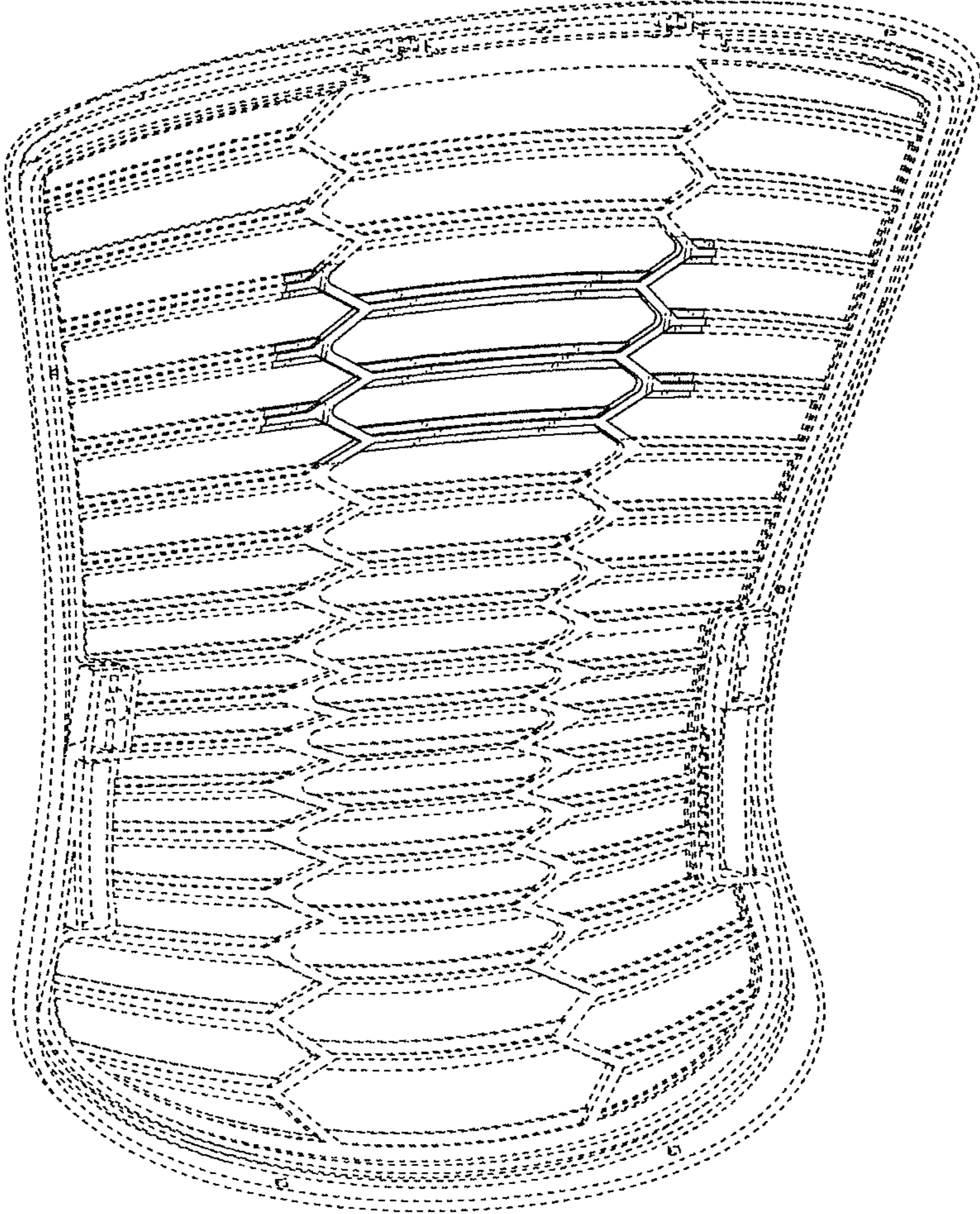


Fig. 3

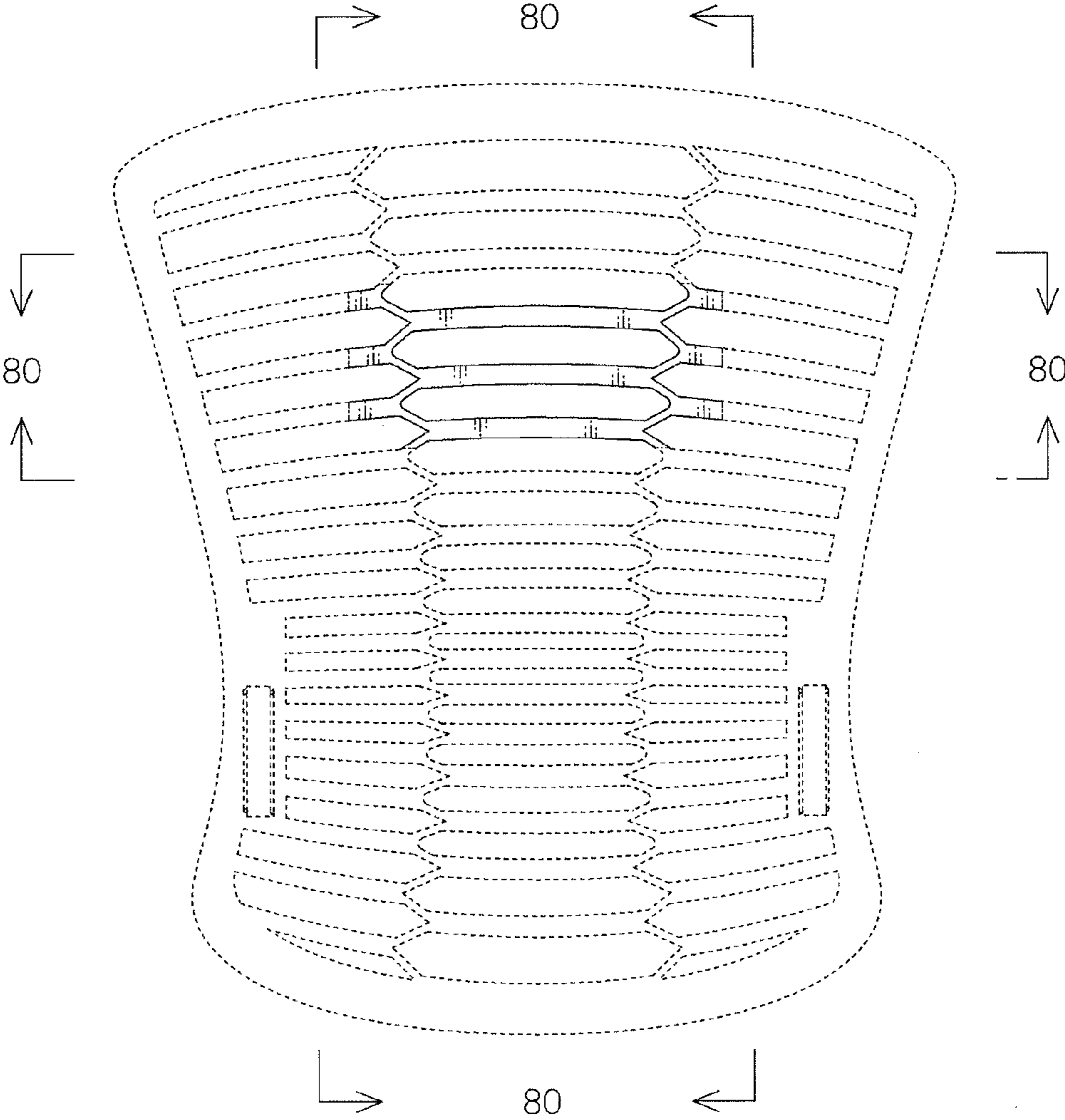


Fig. 4

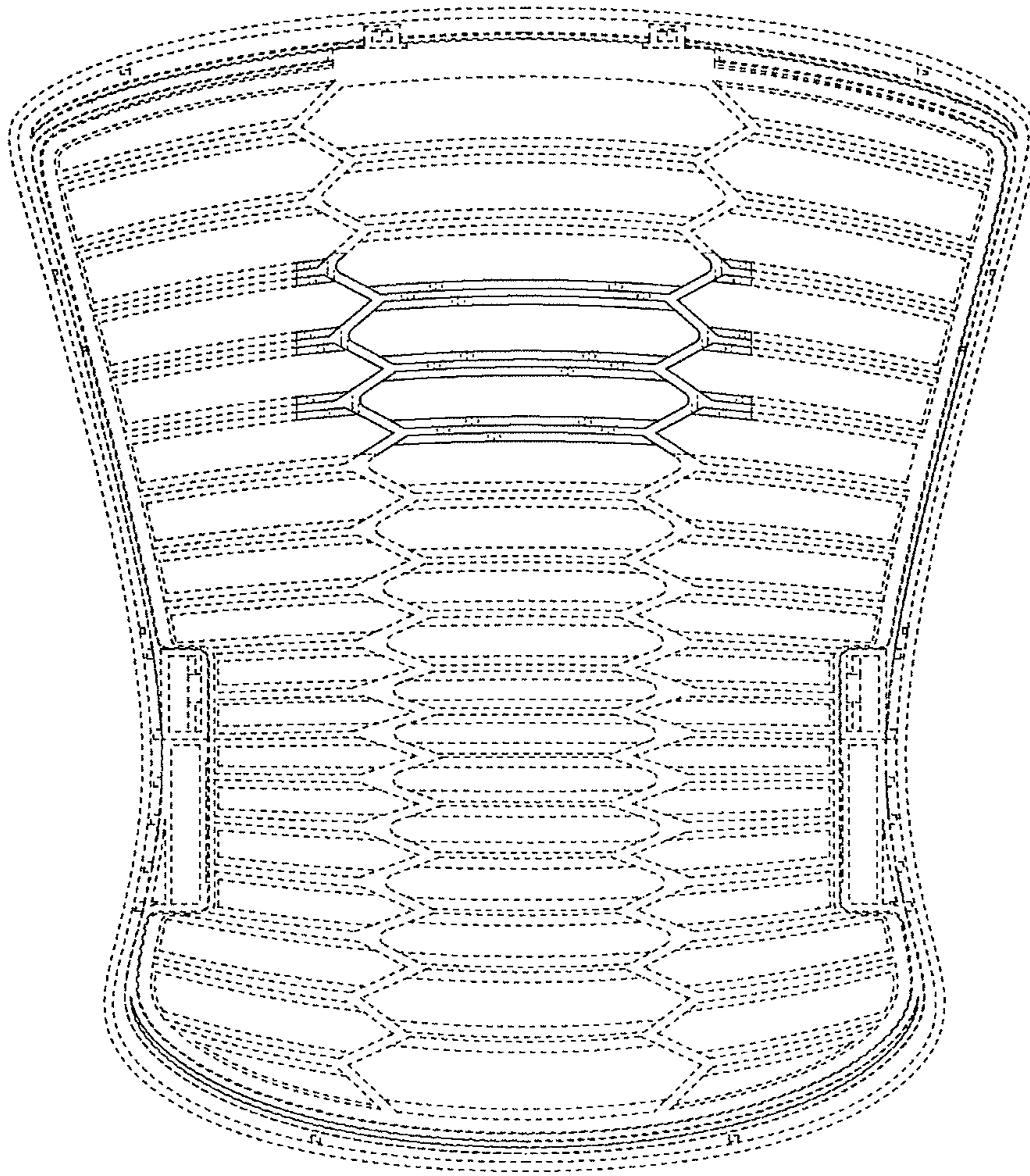


Fig. 5

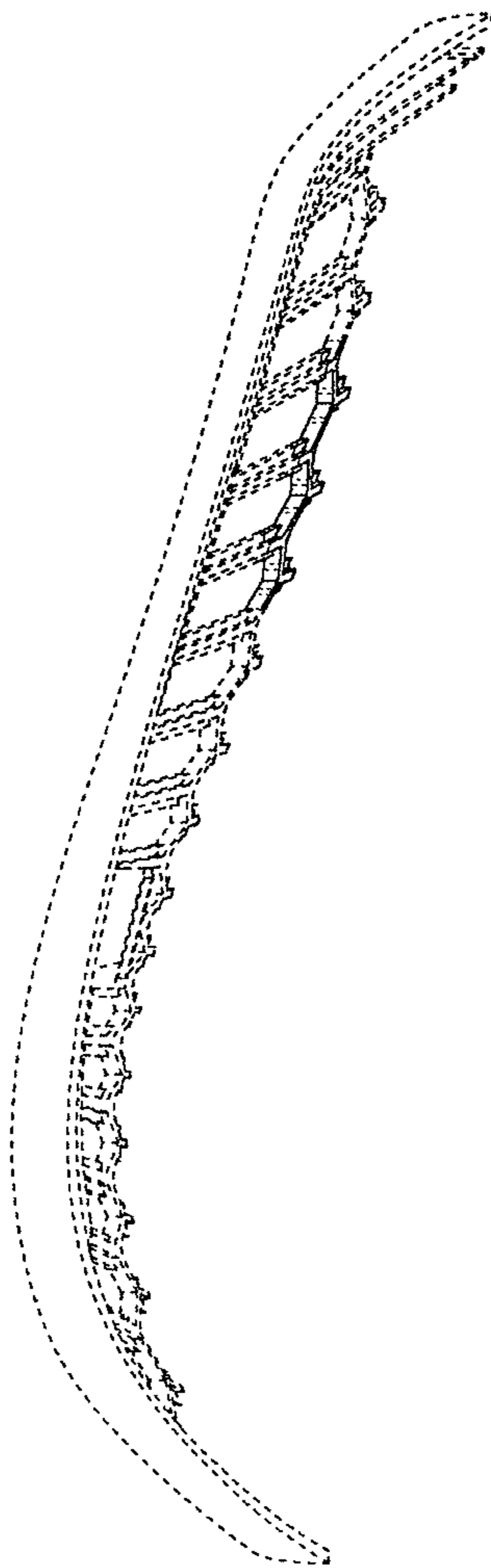


Fig. 6

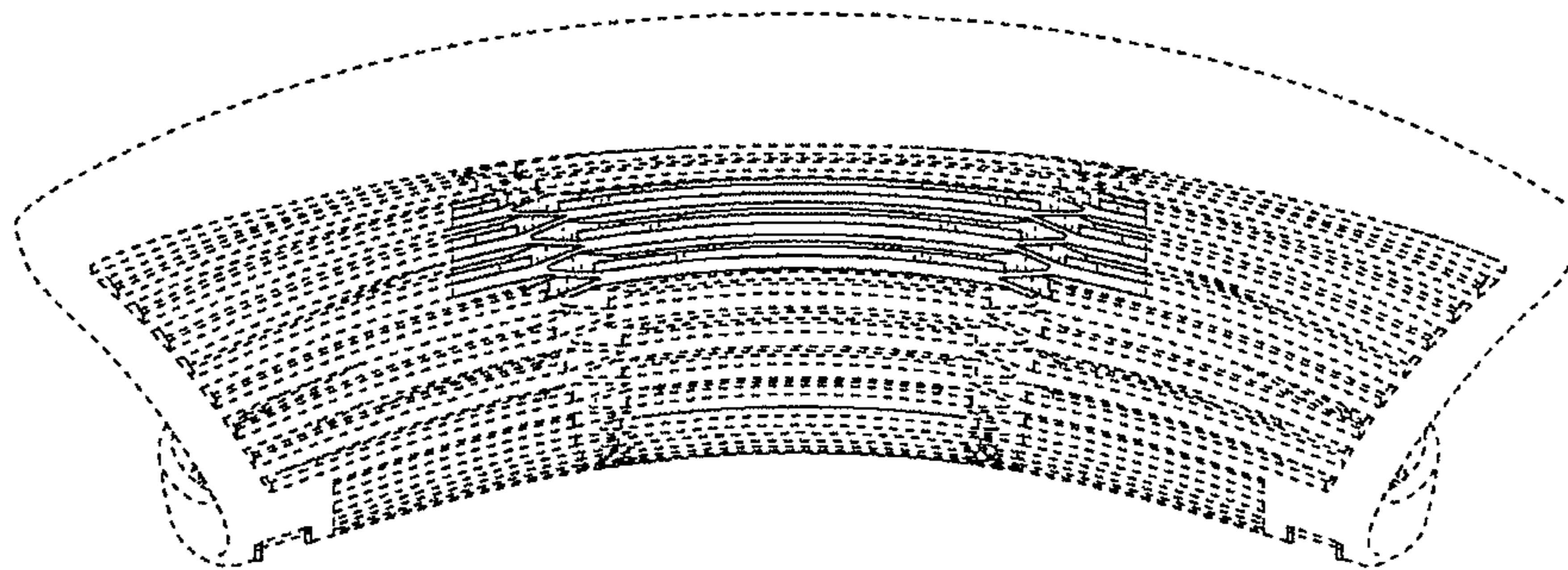


Fig. 7

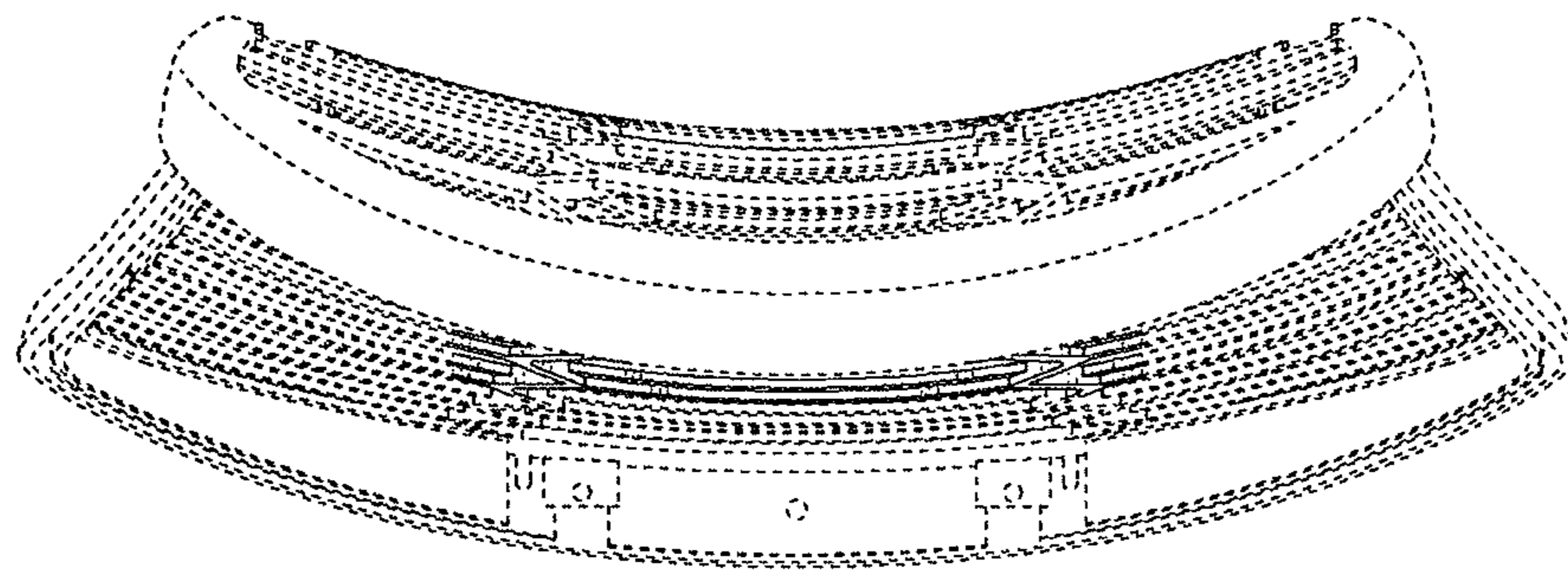


Fig. 8

