



US00D735506S

(12) **United States Design Patent**  
**Nigro**

(10) **Patent No.:** **US D735,506 S**

(45) **Date of Patent:** **\*\* Aug. 4, 2015**

(54) **LECTERN**

(71) Applicant: **Hermes Sellier (Societe Par Actions Simplifree)**, Paris (FR)

(72) Inventor: **Philippe Nigro**, Milan (IT)

(73) Assignee: **Hermes Sellier (Societe Par Actions Simplifree)**, Paris (FR)

(\*\*) Term: **14 Years**

(21) Appl. No.: **29/469,248**

(22) Filed: **Oct. 8, 2013**

(30) **Foreign Application Priority Data**

Apr. 9, 2013 (EM) ..... DM/080826

(51) **LOC (10) Cl.** ..... **06-03**

(52) **U.S. Cl.**  
USPC ..... **D6/700; D6/664; D6/642**

(58) **Field of Classification Search**  
USPC ..... D6/700, 664, 642, 657  
CPC ..... A47B 85/00; A47B 19/00; A47B 19/06;  
A47B 19/08; A47B 43/00; A47B 46/00  
See application file for complete search history.

(56) **References Cited**

**U.S. PATENT DOCUMENTS**

D377,126 S \* 1/1997 Foco et al. .... D6/425  
D402,824 S \* 12/1998 Gareau et al. .... D6/419

(Continued)

*Primary Examiner* — Janice Seeger

(74) *Attorney, Agent, or Firm* — Foley & Lardner LLP

(57) **CLAIM**

I claim the ornamental design for an lectern, as shown and described.

**DESCRIPTION**

FIG. 1 is a front perspective view of an lectern of the claimed design;

FIG. 2 is a front view of the lectern shown in FIG. 1;

FIG. 3 is a left side view of the lectern shown in FIG. 1;

FIG. 4 is a right side view of the lectern shown in FIG. 1;

FIG. 5 is a rear view of the lectern shown in FIG. 1;

FIG. 6 is a top view of the lectern shown in FIG. 1;

FIG. 7 is a bottom view of the lectern shown in FIG. 1;

FIG. 8 is a front perspective view of the lectern shown in FIG. 1, with a lectern thereof in an alternative position;

FIG. 9 is a front perspective view of the lectern shown in FIG. 1, with compartments thereof in an alternative position;

FIG. 10 is a front perspective view of the lectern shown in FIG. 1, with the lectern thereof in the alternative position of FIG. 8 and the compartments thereof in the alternative position of FIG. 9;

FIG. 11 is a perspective view of the lectern shown in FIG. 1, with trays thereof in an alternative position;

FIG. 12 is a perspective view of the lectern shown in FIG. 1, with the lectern thereof in the alternative position of FIG. 8 and the trays thereof in the alternative position of FIG. 11;



FIG. 13 is a top view of the lectern shown in FIG. 1, with the trays thereof in the alternative position of FIG. 11;

FIG. 14 is a rear perspective view of a portion of the lectern shown in FIG. 1, with the lectern thereof in the alternative position of FIG. 8 and the trays thereof in the alternative position of FIG. 11;

FIG. 15 is a rear perspective view of a portion of the lectern shown in FIG. 1, with the lectern thereof in the alternative position of FIG. 8; and,

FIG. 16 is a detail view of the lectern shown in FIG. 1, the detail view being taken from the front side of the lectern as shown in FIG. 2.

**1 Claim, 16 Drawing Sheets**



# US D735,506 S

Page 2

---

(56)

## References Cited

### U.S. PATENT DOCUMENTS

D461,972 S *	8/2002	Everett .....	D6/448
D646,508 S *	10/2011	Parizek et al. ....	D6/486
D704,485 S *	5/2014	Elwany .....	D6/700
D413,742 S *	9/1999	Borsani .....	D6/430

\* cited by examiner



Figure 1



Figure 2




Figure 3




Figure 4



Figure 5




Figure 6






Figure 7



Figure 8




Figure 9




Figure 10




Figure 11



Figure 12



Figure 13




Figure 14





Figure 15




Figure 16

UNITED STATES PATENT AND TRADEMARK OFFICE  
**CERTIFICATE OF CORRECTION**

PATENT NO. : D735,506 S  
APPLICATION NO. : 29/469248  
DATED : August 4, 2015  
INVENTOR(S) : Philippe Nigro

Page 1 of 1

It is certified that error appears in the above-identified patent and that said Letters Patent is hereby corrected as shown below:

On the title page

In the Description, line 1 should read as follows –

--FIG. 1 is a front perspective view of **[[an]] a** lectern of the claimed design;--

Signed and Sealed this  
Ninth Day of February, 2016



Michelle K. Lee  
*Director of the United States Patent and Trademark Office*