



US00D735502S

(12) **United States Design Patent**
Moberly

(10) **Patent No.:** **US D735,502 S**

(45) **Date of Patent:** **** Aug. 4, 2015**

(54) **STAND FOR PORTABLE OBJECT**

(71) Applicant: **Caryn Anne Moberly**, Henley on Thames (GB)

(72) Inventor: **Caryn Anne Moberly**, Henley on Thames (GB)

(**) Term: **14 Years**

(21) Appl. No.: **29/434,529**

(22) Filed: **Dec. 14, 2012**

(51) **LOC (10) Cl.** **06-06**

(52) **U.S. Cl.**
USPC **D6/677.5**

(58) **Field of Classification Search**
USPC D6/300, 310–312, 406.1, 406.2, 406.3, D6/406.4, 406.5, 406.6, 419, 700, 701, D6/677, 677.5, 678, 678.4; D14/432–434, D14/439, 447–448, 451–452; 248/126–127, 248/371, 176.1, 176.3, 302
CPC A47G 1/16; A47G 29/08
See application file for complete search history.

(56) **References Cited**

U.S. PATENT DOCUMENTS

D34,353 S * 4/1901 Daniels D6/310
D303,181 S * 9/1989 Feller et al. D6/310
D312,175 S * 11/1990 Kelley D6/419

D348,906 S * 7/1994 Hubble D20/41
D367,000 S * 2/1996 Martin D8/370
5,607,135 A * 3/1997 Yamada 248/456
D438,905 S * 3/2001 Cobb et al. D19/90
D457,351 S * 5/2002 Zerman et al. D6/462
D580,109 S * 11/2008 Rutherford et al. D30/133
D590,885 S * 4/2009 Love D19/65
D605,875 S * 12/2009 Buzzard et al. D6/466
D677,262 S * 3/2013 Lewis D14/447
D679,280 S * 4/2013 Lewis D14/447
D685,234 S * 7/2013 Goodman D7/632
D710,620 S * 8/2014 Staton D6/315
2003/0183738 A1 * 10/2003 Weingartner 248/453
2011/0240807 A1 * 10/2011 Moberly 248/176.3

* cited by examiner

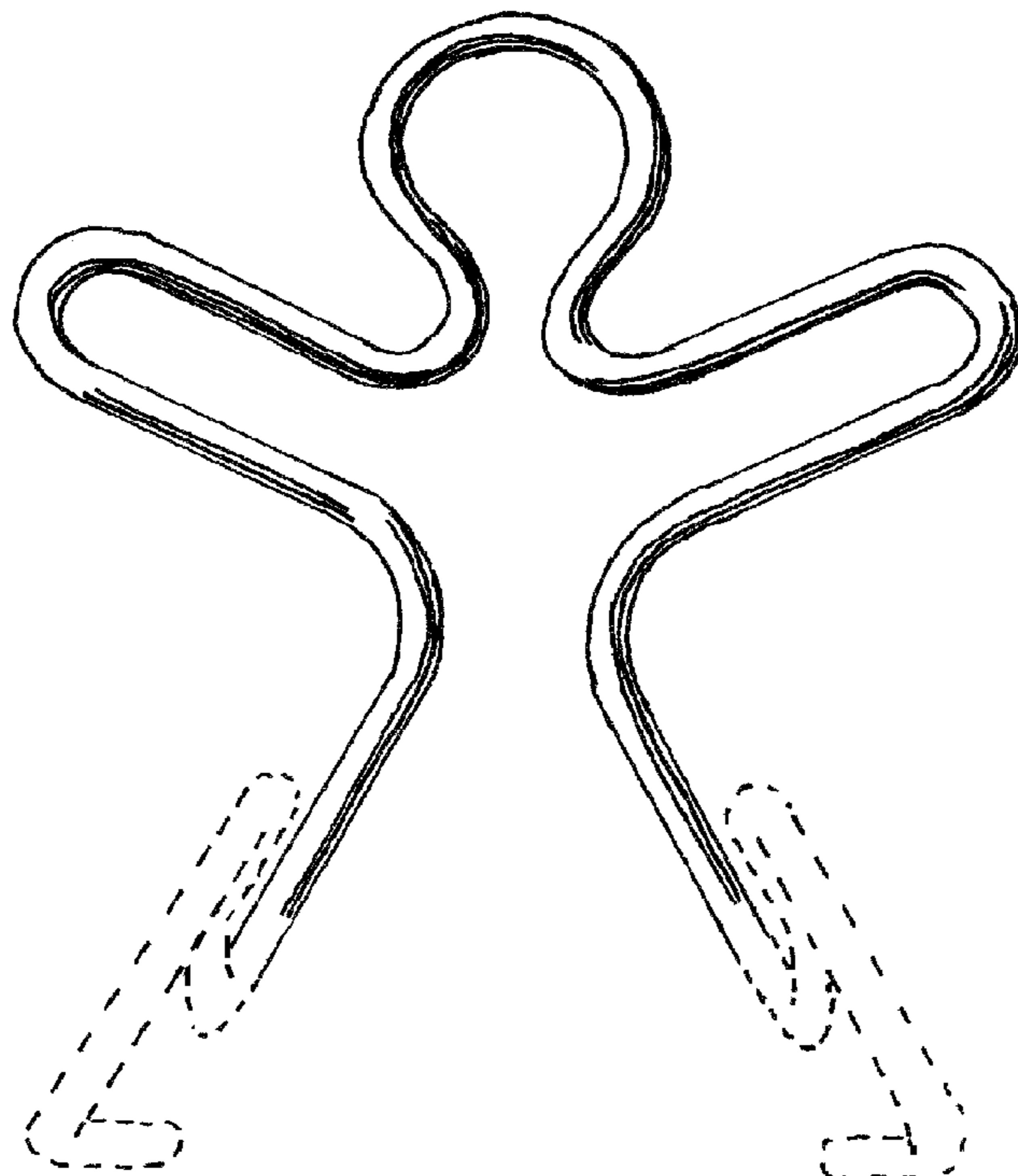
Primary Examiner — Kelley Donnelly

(57) **CLAIM**
The ornamental design for a stand for portable object.

DESCRIPTION

FIG. 1 is a front elevational view of a stand for portable object showing my new design
FIG. 2 is a rear elevational view thereof
FIG. 3 is a top plan view thereof
FIG. 4 is a right side elevational view thereof, the left side being a mirror image; and,
FIG. 5 is a perspective view thereof from the front right side. The base of the stand for portable object is shown in broken lines for illustrative purposes only and forms no part of the claimed design.

1 Claim, 2 Drawing Sheets



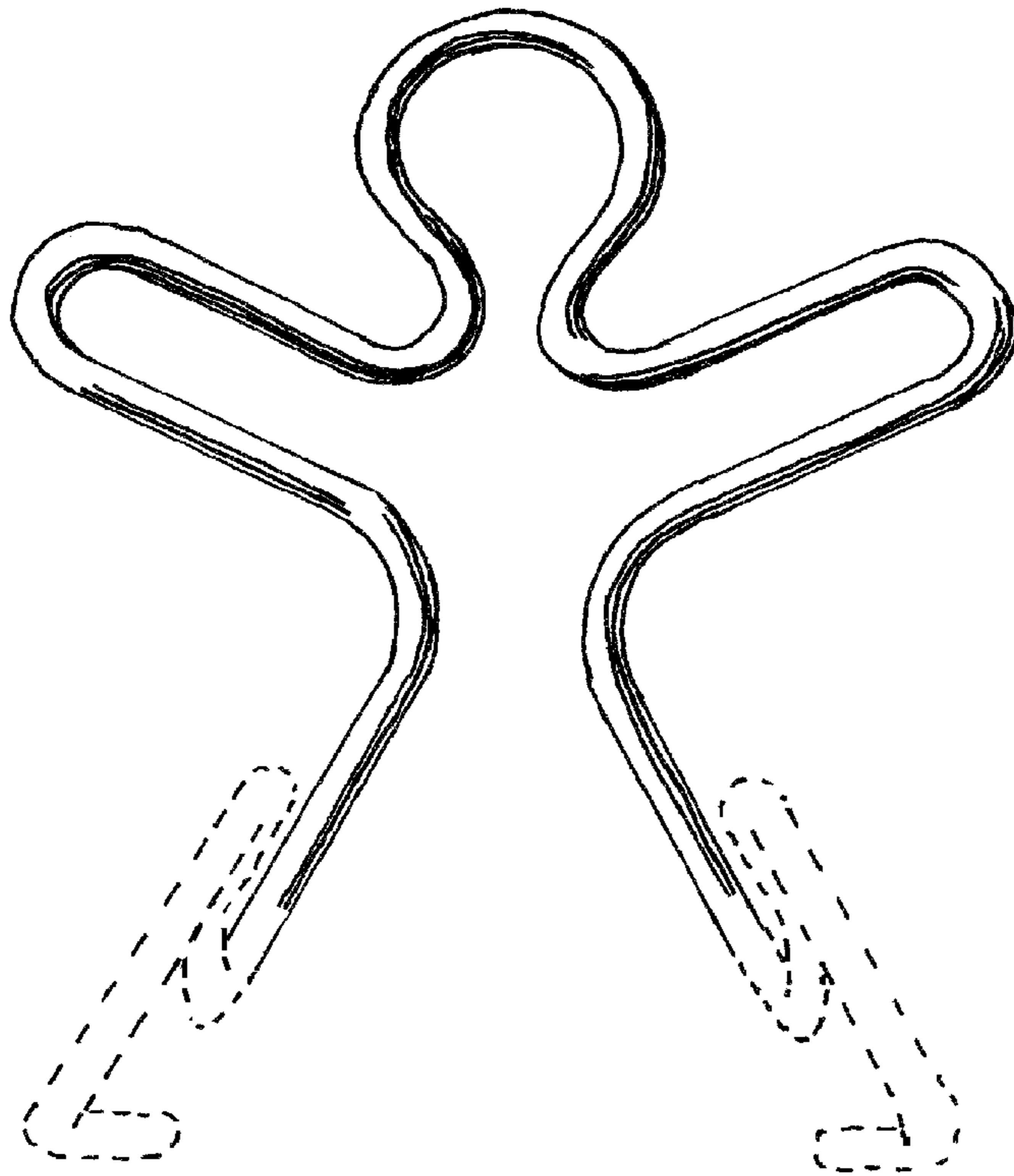


Figure 1

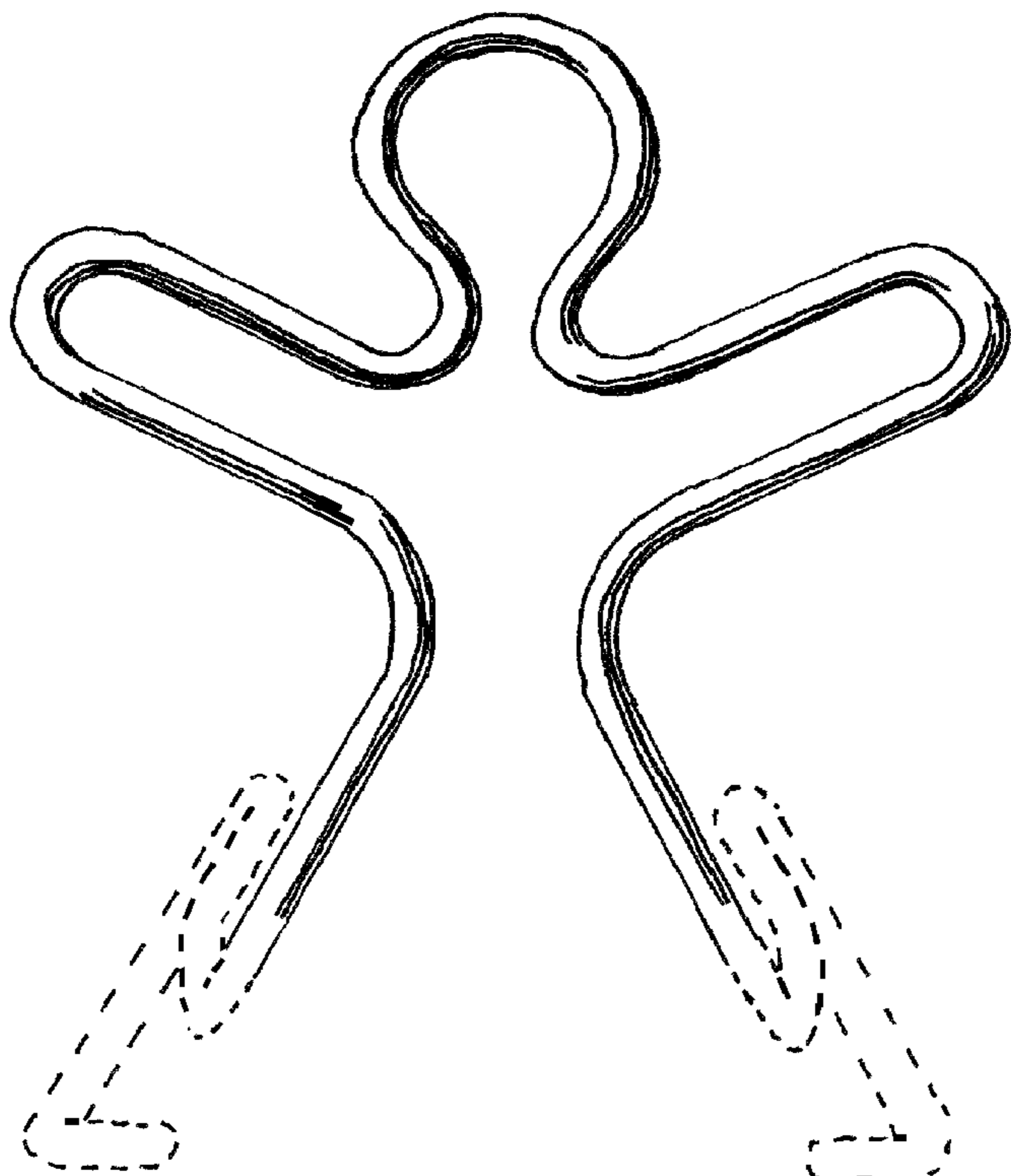


Figure 2

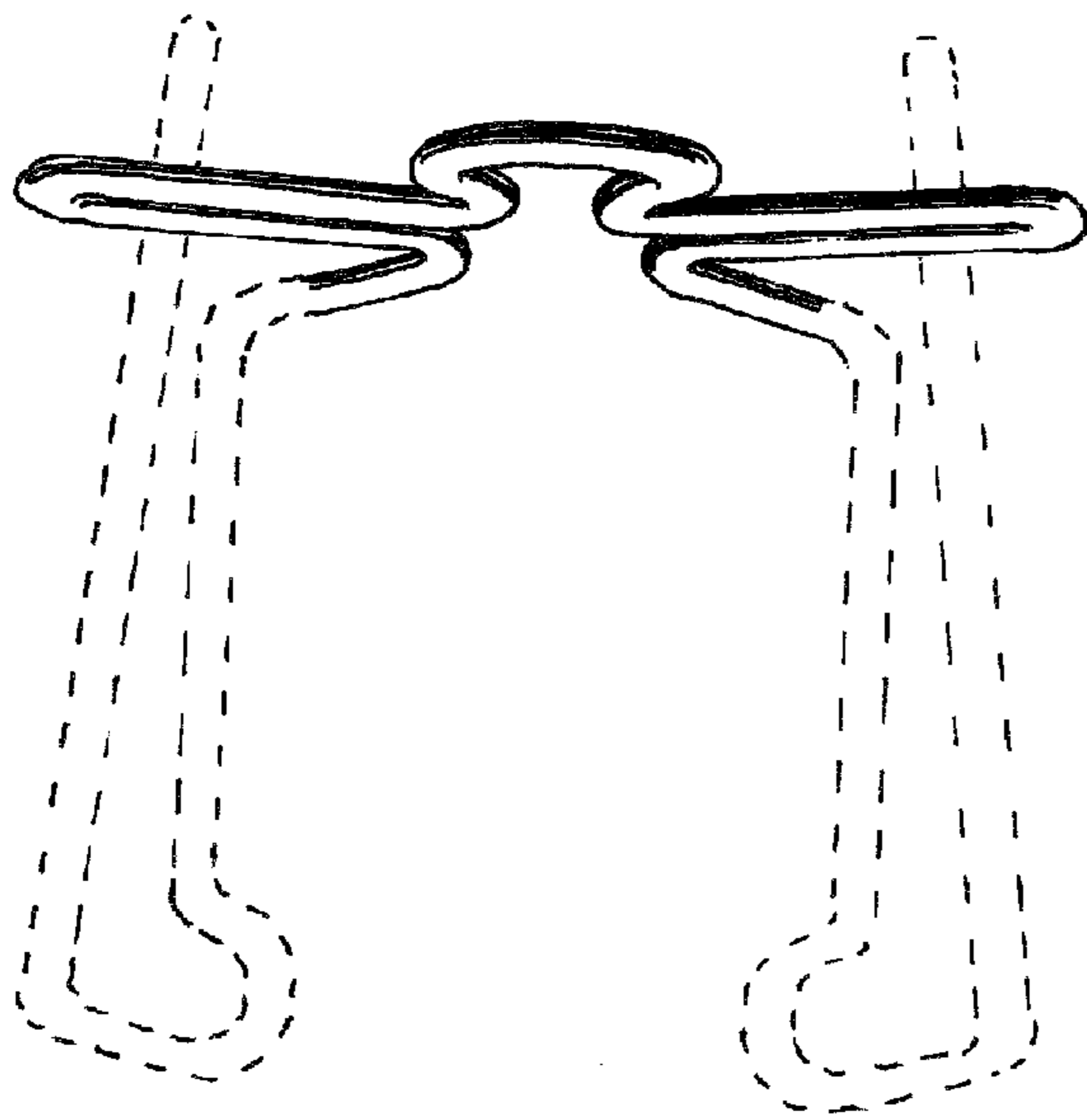


Figure 3

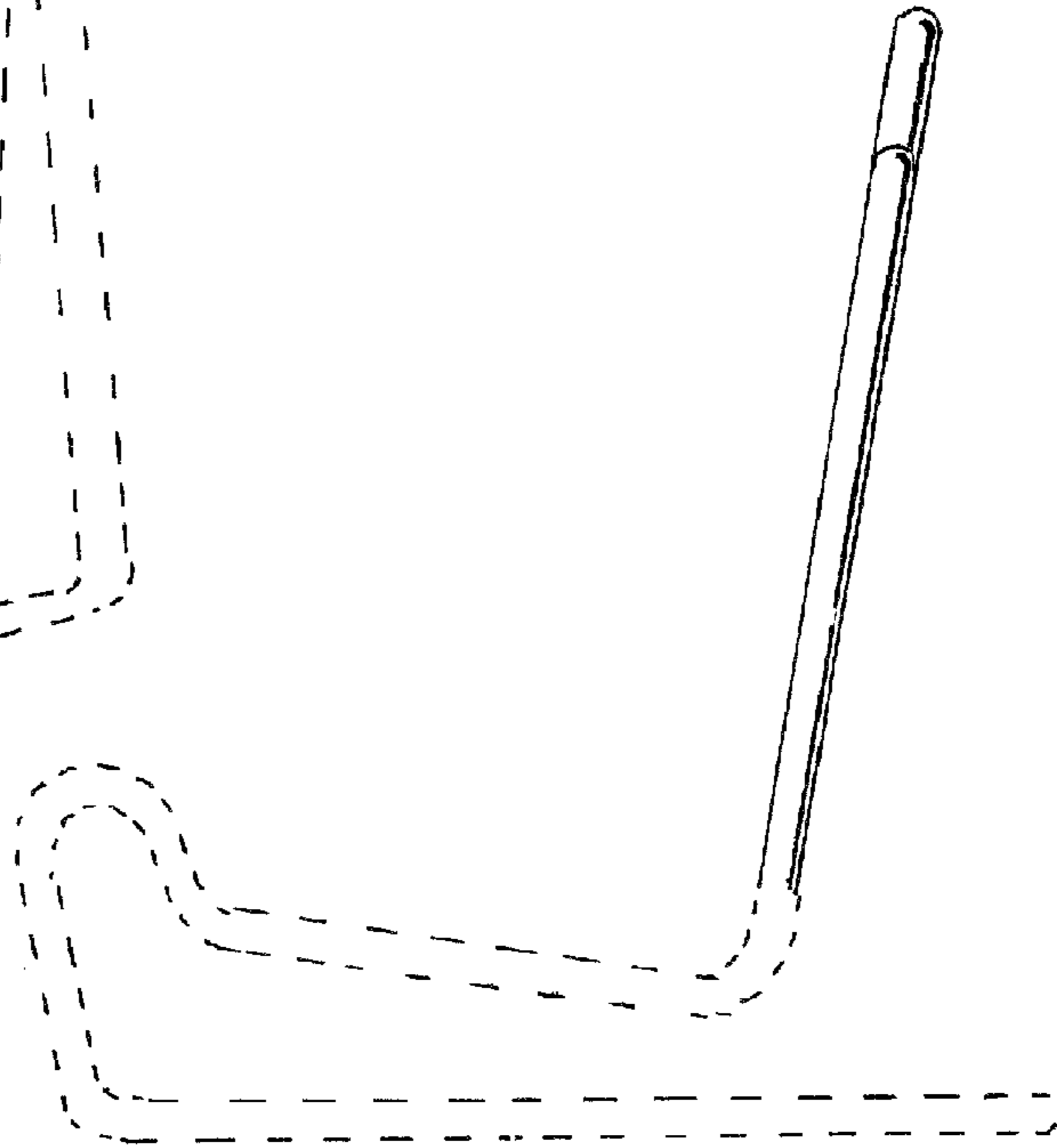


Figure 4

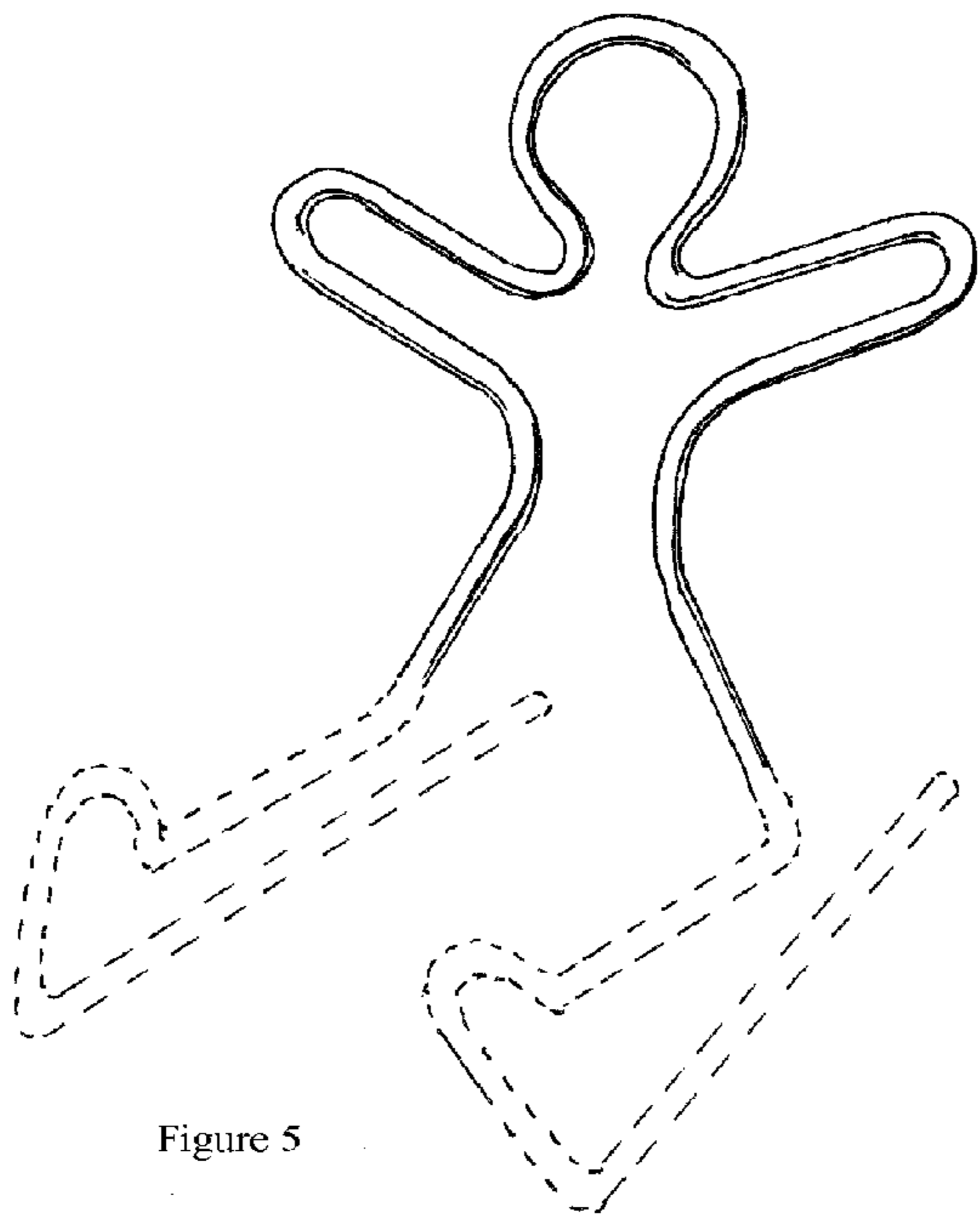


Figure 5