



US00D735500S

(12) **United States Design Patent**  
**Wu**

(10) **Patent No.:** **US D735,500 S**  
(45) **Date of Patent:** **\*\* Aug. 4, 2015**

- (54) **DISPLAY**
- (71) Applicant: **Product Innovator Ltd., Shatin (HK)**
- (72) Inventor: **Kam Bun Wu, Tai Po (HK)**
- (73) Assignee: **Product Innovator Ltd., Shatin (HK)**
- (\*\*) Term: **14 Years**
- (21) Appl. No.: **29/467,978**
- (22) Filed: **Sep. 25, 2013**

3,949,534 A *	4/1976	Croy et al.	312/107.5
3,975,877 A *	8/1976	Walton	52/282.3
5,680,744 A *	10/1997	Krmedjian et al.	53/447
D465,348 S	11/2002	Lucatello	
6,536,614 B2 *	3/2003	Hsia et al.	211/188
7,048,346 B2 *	5/2006	Saravis	312/111
D600,943 S	9/2009	Austin et al.	
D600,944 S	9/2009	McConnell et al.	
D654,723 S	2/2012	Gormezano	
D656,730 S	4/2012	Son	
D693,155 S	11/2013	Wu	
8,708,433 B2 *	4/2014	Ahlgrim et al.	312/108
2012/0242200 A1 *	9/2012	Keragala	312/111

**Related U.S. Application Data**

- (62) Division of application No. 29/369,122, filed on Sep. 2, 2010, now Pat. No. Des. 693,155.

**Foreign Application Priority Data**

- Apr. 12, 2010 (HK) ..... 10103557

- (51) **LOC (10) Cl.** ..... **06-06**

- (52) **U.S. Cl.**  
USPC ..... **D6/675**

- (58) **Field of Classification Search**  
USPC ..... D6/449, 396, 475, 477, 510; 312/111,  
312/114, 204, 107, 107.5; 108/59, 60, 64,  
108/91; D3/305, 304, 307; 206/503, 507,  
206/510; 211/134, 13.1, 85.2, 85.3, 90.01,  
211/183, 188

See application file for complete search history.

(56) **References Cited**

**U.S. PATENT DOCUMENTS**

3,722,704 A *	3/1973	Piretti	211/183
3,836,217 A *	9/1974	Shiina	312/107

**OTHER PUBLICATIONS**

Print-out of web page for "Karlsson Multi Colored Wall Clock" by The Clock Company, May 27, 2010; <http://www.clockco.co.uk/karisson-multi-colored-cube-wall-clock-p-285.html>.

\* cited by examiner

*Primary Examiner* — Susan E Krakower  
(74) *Attorney, Agent, or Firm* — Nixon Peabody LLP

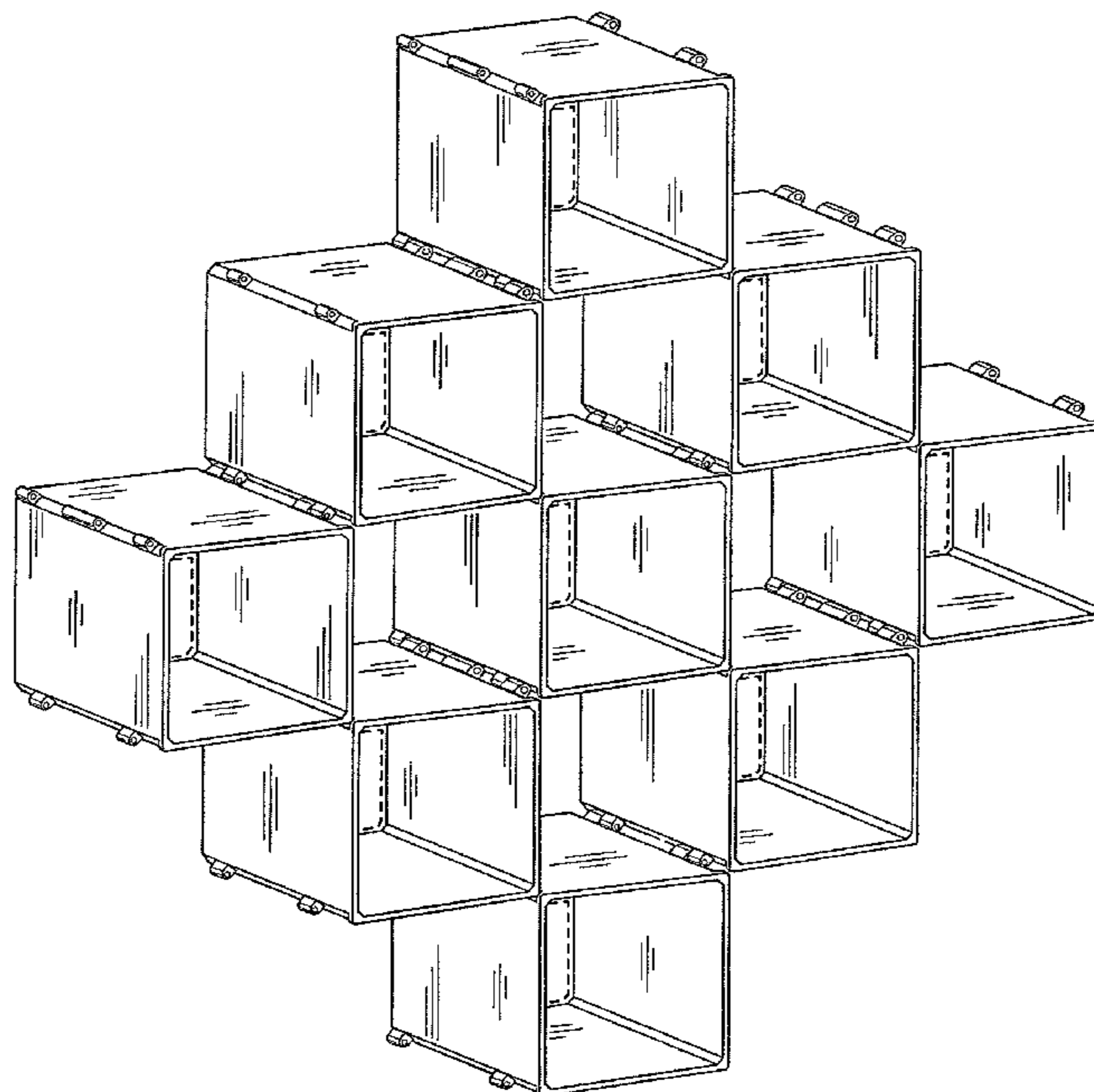
(57) **CLAIM**

I claim the ornamental design for a display, as shown and described.

**DESCRIPTION**

FIG. 1 is a perspective view of a first embodiment of a display showing my new design; and, FIG. 2 is a perspective view of a second embodiment of a display showing my new design. The broken lines showing the back surface illustrate portions of the display that form no part of the claimed design.

**1 Claim, 2 Drawing Sheets**



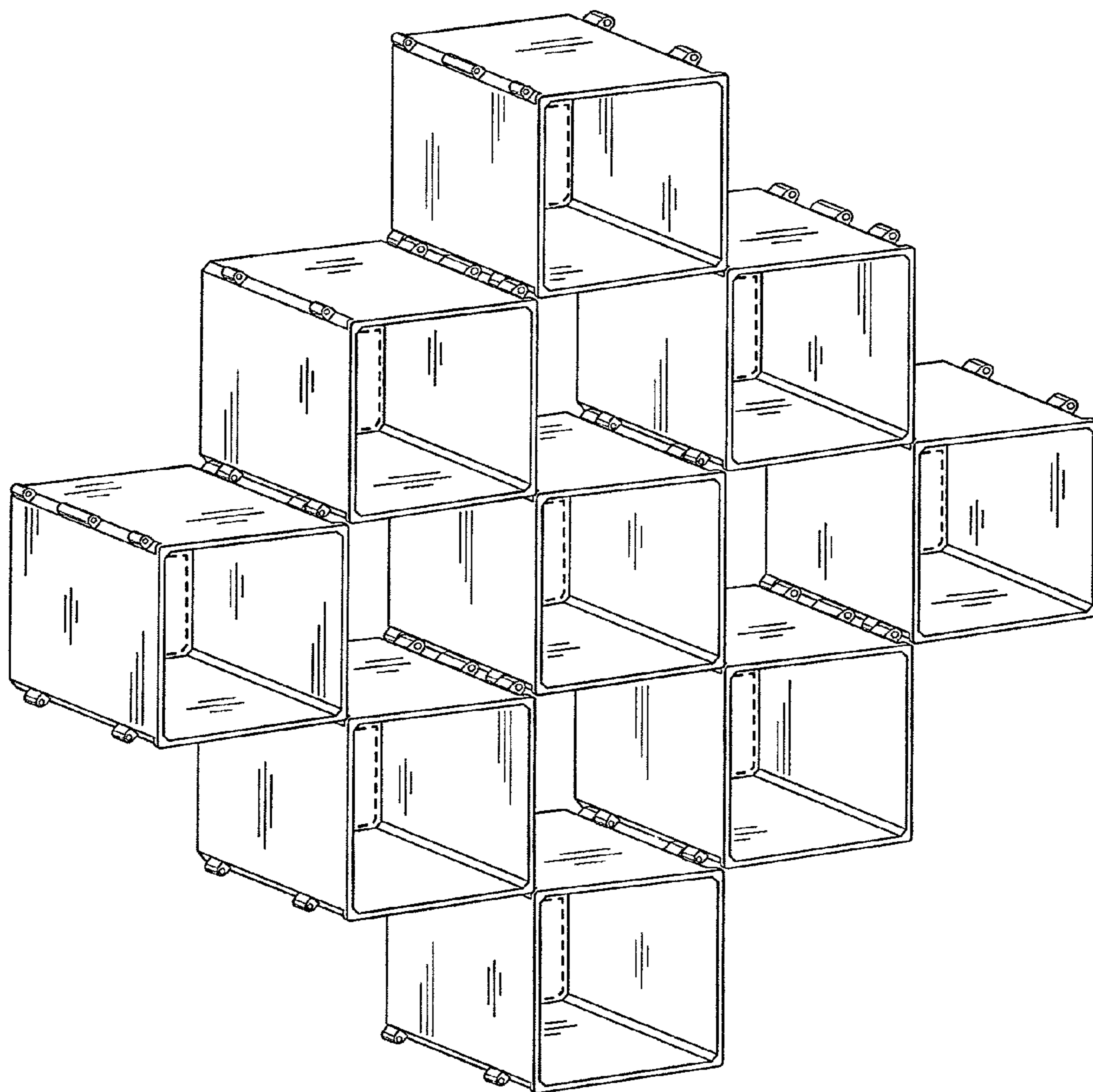


FIG. 1

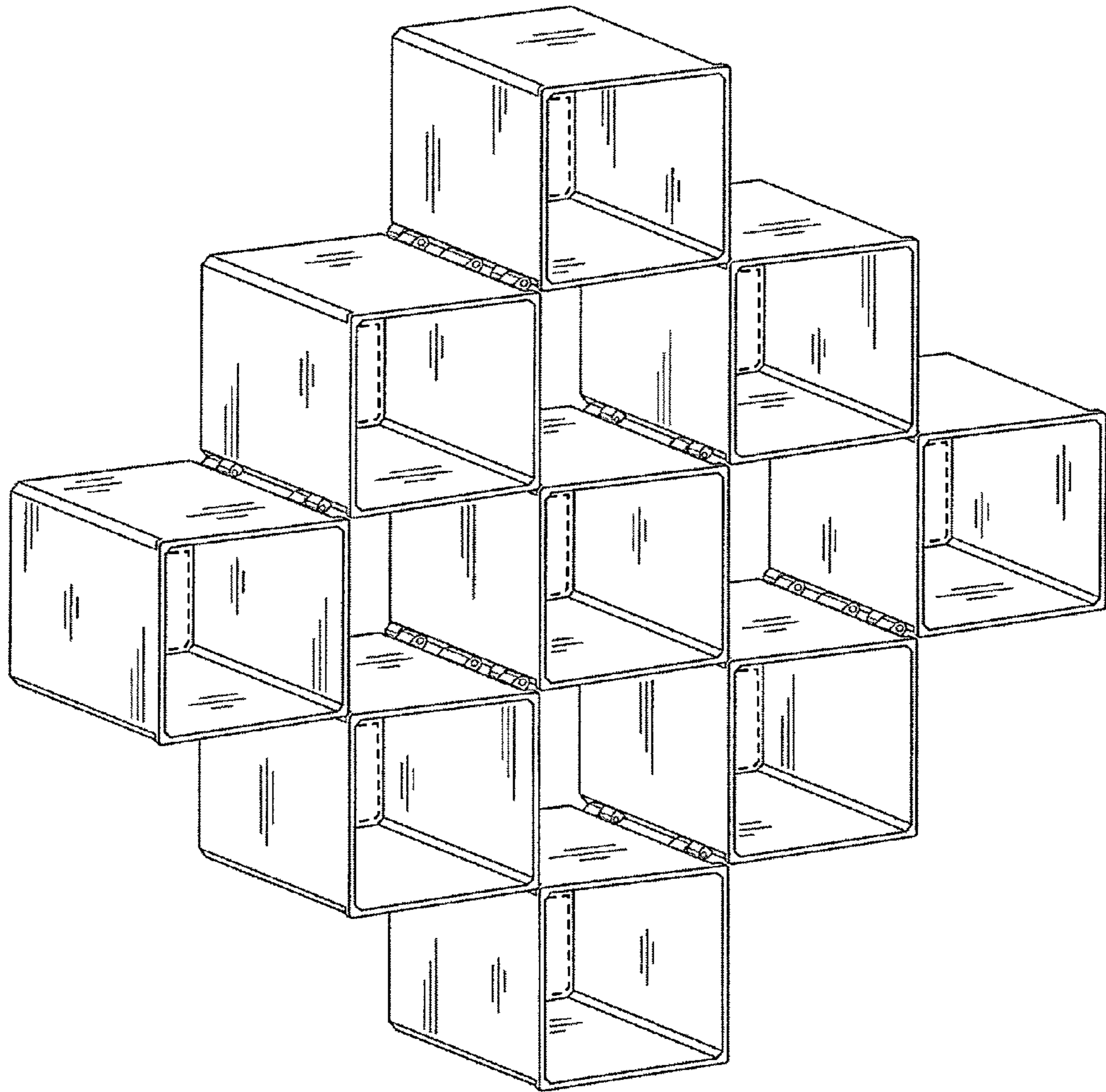


FIG. 2