



US00D735493S

(12) **United States Design Patent**
Theisen et al.

(10) **Patent No.:** **US D735,493 S**
(45) **Date of Patent:** **** Aug. 4, 2015**

- (54) **DISPLAY FIXTURE**
- (71) Applicant: **Target Brands, Inc.**, Minneapolis, MN (US)
- (72) Inventors: **Jennifer A. Theisen**, Crystal, MN (US); **William Y. Stafford**, Minnetrista, MN (US); **Erin L. Zobel**, Minneapolis, MN (US); **Timothy J. Martell**, Brooklyn Park, MN (US)
- (73) Assignee: **Target Brands, Inc.**, Minneapolis, MN (US)
- (**) Term: **14 Years**
- (21) Appl. No.: **29/519,466**
- (22) Filed: **Mar. 5, 2015**

Related U.S. Application Data

- (62) Division of application No. 29/447,717, filed on Mar. 6, 2013, now Pat. No. Des. 727,068.
- (51) **LOC (10) Cl.** **06-04**
- (52) **U.S. Cl.**
USPC **D6/559**
- (58) **Field of Classification Search**
USPC D6/512, 553, 559, 561, 672, 675, 702, D6/703, 705.4, 705.5, 707, 707.19; D3/201, 205, 211, 315
CPC B65D 1/00; A47F 1/00; A47F 3/00; A47F 5/00; A47F 10/00; A47G 1/00; B25H 1/00
See application file for complete search history.

(56) **References Cited**

U.S. PATENT DOCUMENTS

- 1,844,692 A 2/1932 Schnoor
- 2,627,684 A 2/1953 Johnson
- D197,236 S * 12/1963 Brown D6/559
- 3,984,931 A 10/1976 Belokin, Jr.

- 4,048,768 A 9/1977 Good
- 4,324,379 A 4/1982 Ovitz, III
- 4,429,796 A 2/1984 Sussman
- 4,534,529 A 8/1985 Dorner
- 4,541,675 A 9/1985 Everett
- D285,268 S * 8/1986 Scheid et al. D6/559
- 4,611,866 A 9/1986 Everett
- 4,926,294 A 5/1990 Beaulieu et al.
- 5,011,018 A 4/1991 Keffeler
- 5,012,936 A 5/1991 Crum

(Continued)

OTHER PUBLICATIONS

Office Action dated Jun. 11, 2014 from corresponding Canadian Patent Application No. 156,840.

(Continued)

Primary Examiner — Brian N Vinson

(74) *Attorney, Agent, or Firm* — Leanne Taveggia Farrell; Westman, Champlin & Koehler, P.A.

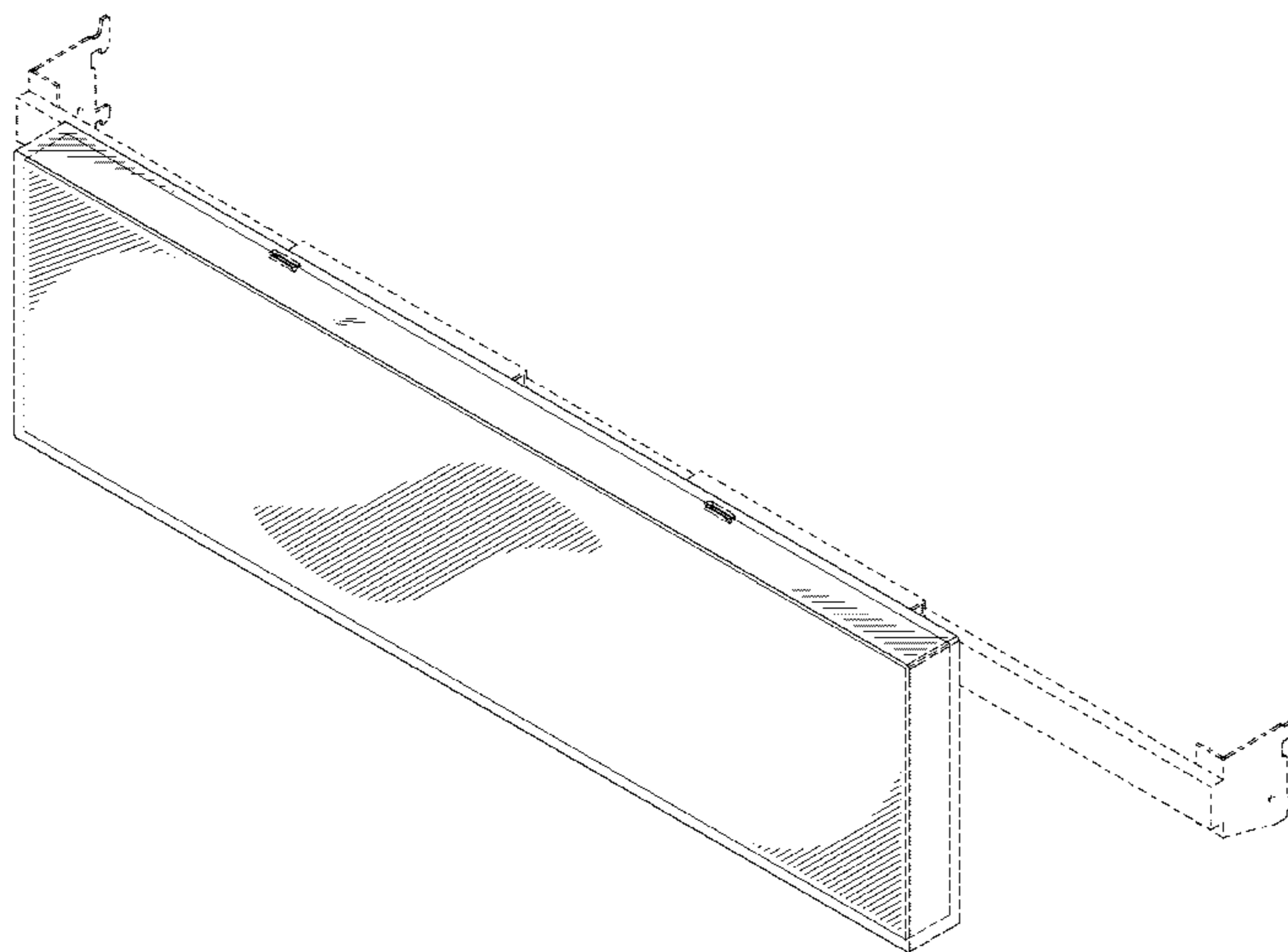
(57) **CLAIM**

The ornamental design for a display fixture, as shown and described.

DESCRIPTION

FIG. 1 is a perspective view of a display fixture showing our new design;
 FIG. 2 is a front view thereof;
 FIG. 3 is a back view thereof;
 FIG. 4 is a left side view thereof, the right side being a mirror image;
 FIG. 5 is a top view thereof; and,
 FIG. 6 is a bottom view thereof.
 The uniform broken lines shown in the drawings are included for purposes of illustrating portions of the display fixture which form no part of the claimed design; whereas, the non-uniform broken lines shown in the drawings are included for purposes of illustrating environment and form no part of the claimed design.

1 Claim, 4 Drawing Sheets



(56)

References Cited

U.S. PATENT DOCUMENTS

5,014,862 A 5/1991 Bustos
 5,022,621 A 6/1991 Quest
 5,265,735 A 11/1993 Hassel et al.
 5,330,063 A 7/1994 Remmers
 5,390,802 A 2/1995 Pappagallo et al.
 5,494,246 A 2/1996 McCarthy et al.
 5,538,213 A 7/1996 Brown
 D374,364 S * 10/1996 Morris D6/559
 5,657,880 A 8/1997 Birnbaum
 D386,347 S * 11/1997 Rios D6/559
 5,758,585 A 6/1998 Latchinian
 D398,107 S * 9/1998 Ratcliff D6/559
 6,179,434 B1 1/2001 Saraji
 6,202,965 B1 3/2001 Chong
 6,364,136 B1 4/2002 Weshler et al.
 6,409,027 B1 6/2002 Chang et al.
 D528,840 S * 9/2006 Greiner D6/559
 7,240,803 B2 7/2007 Stitchick et al.
 7,591,382 B2 9/2009 Brock
 7,600,887 B2 10/2009 Sherman
 7,628,525 B2 12/2009 Lee et al.
 7,882,969 B2 2/2011 Gerstner et al.
 7,913,861 B2 3/2011 Mueller et al.

7,992,728 B2 8/2011 Burgess et al.
 8,087,522 B2 1/2012 Stafford et al.
 D656,050 S * 3/2012 Botelho D6/559
 8,443,988 B2 5/2013 Niederhufner
 8,646,935 B2 2/2014 Karan
 D704,957 S * 5/2014 Dimitrakos D6/559
 8,763,819 B2 7/2014 Theisen et al.
 2001/0010302 A1 8/2001 Nickerson
 2004/0118795 A1 6/2004 Burke
 2004/0250456 A1 12/2004 Welker
 2006/0049122 A1 3/2006 Mueller et al.
 2007/0068885 A1 3/2007 Busto et al.
 2007/0108142 A1 5/2007 Medcalf et al.
 2007/0138114 A1 6/2007 Dumontet
 2007/0272634 A1 11/2007 Richter et al.
 2008/0121146 A1 5/2008 Burns et al.
 2010/0258513 A1 10/2010 Meyer et al.
 2010/0299983 A1 12/2010 Wang
 2012/0042549 A1 2/2012 Schattinger et al.

OTHER PUBLICATIONS

Office Action dated Jun. 17, 2014 and Office Action dated Jan. 31, 2014 from Canadian Patent Application No. 150,458.

* cited by examiner

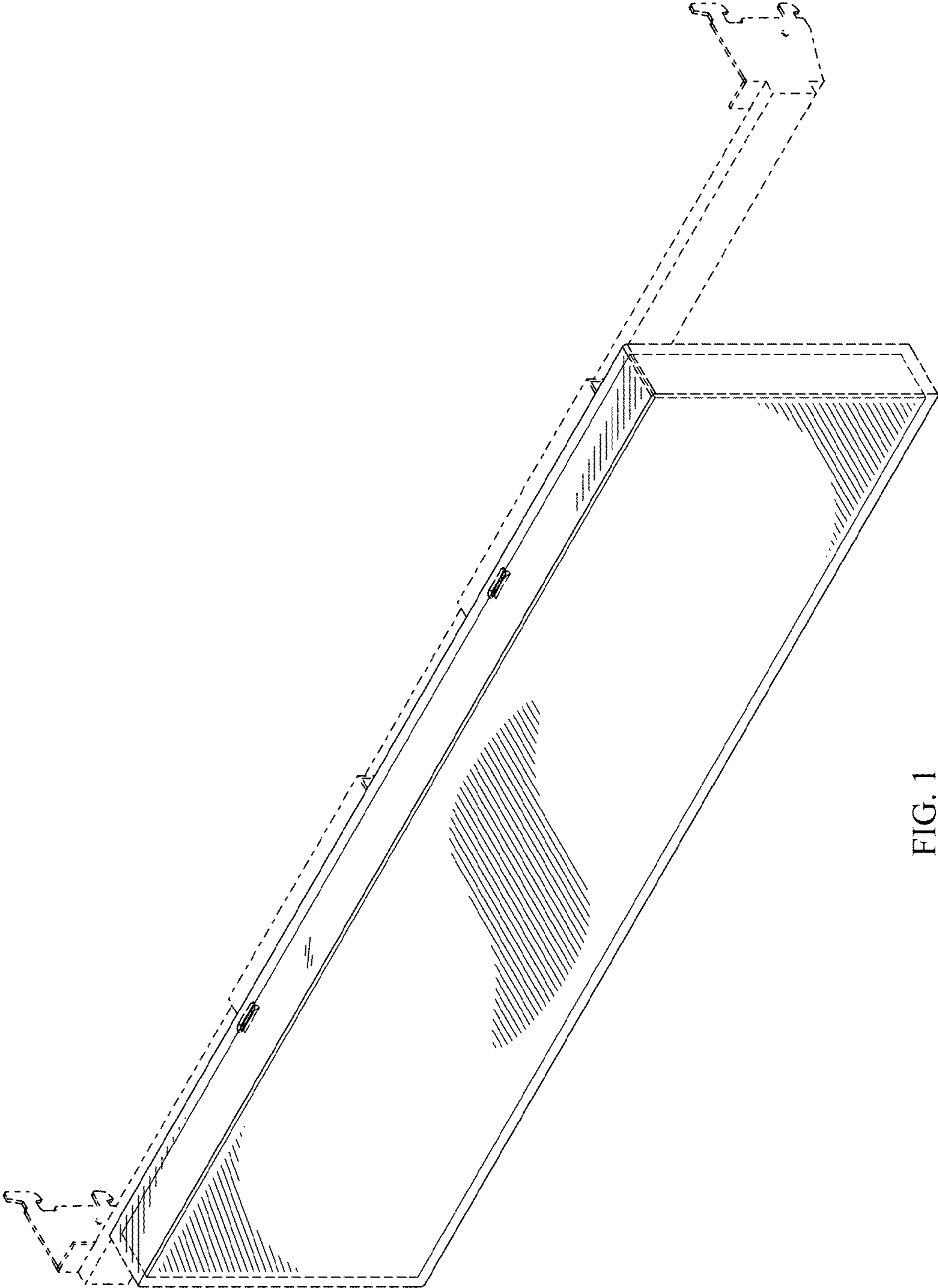


FIG. 1



FIG. 2




FIG. 3

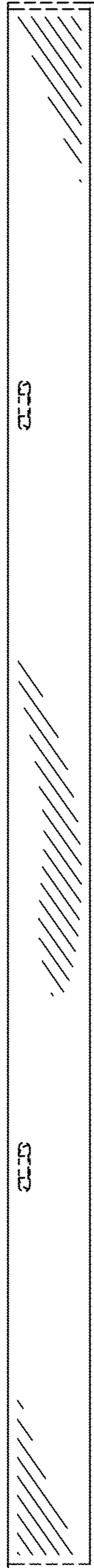


FIG. 5



FIG. 4

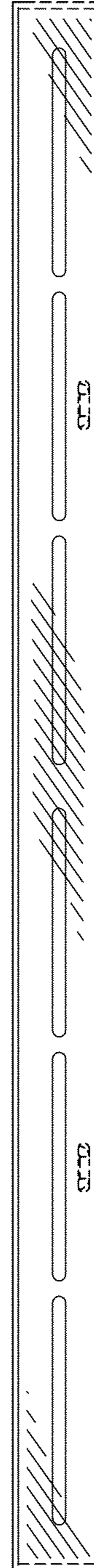


FIG. 6