



US00D735481S

(12) **United States Design Patent**
Jones

(10) **Patent No.:** **US D735,481 S**
(45) **Date of Patent:** **** Aug. 4, 2015**

(54) **GARMENT HANGER**

(71) Applicant: **Michael Edward Jones**, Denbighshire
(GB)

(72) Inventor: **Michael Edward Jones**, Denbighshire
(GB)

(73) Assignee: **Mainetti (UK) Limited** (GB)

(**) Term: **14 Years**

(21) Appl. No.: **29/457,698**

(22) Filed: **Jun. 12, 2013**

(30) **Foreign Application Priority Data**

Dec. 18, 2012 (GB) 4027897

(51) **LOC (10) Cl.** **06-08**

(52) **U.S. Cl.**
USPC **D6/318**

(58) **Field of Classification Search**
USPC D6/315-328; 223/85-98; 211/10, 13.1,
211/85.2, 86.01, 87.01, 113

CPC A47G 25/26; A47G 25/28; A47G 25/14;
A47G 25/442; A47G 25/743; A47G 25/4023;
A47F 5/0006

See application file for complete search history.

(56) **References Cited**

U.S. PATENT DOCUMENTS

D358,942 S * 6/1995 Blanchard et al. D6/328
D440,777 S * 4/2001 Giustini D6/328
D443,424 S * 6/2001 Eiley et al. D6/328
D507,419 S * 7/2005 Gouldson D6/318
D511,049 S * 11/2005 Gouldson D6/318

D518,653 S * 4/2006 de Groot D6/318
7,398,902 B1 * 7/2008 Sutton 223/85
D607,217 S * 1/2010 Warren D6/318
D614,411 S * 4/2010 Warren et al. D6/318
D654,276 S * 2/2012 Jones D6/318
2005/0017031 A1 * 1/2005 Goldman 223/96

* cited by examiner

Primary Examiner — Derrick Holland

Assistant Examiner — Lauren Calve

(74) *Attorney, Agent, or Firm* — Jack Schwartz and
Associates, PLLC

(57) **CLAIM**

The ornamental design for a garment hanger, as shown and
described.

DESCRIPTION

FIG. 1 is a top view of a garment hanger of the present
invention;

FIG. 2 is a front view of the garment hanger of the present
invention;

FIG. 3 is a right side view of the garment hanger of the present
invention;

FIG. 4 is a back view of the garment hanger of the present
invention;

FIG. 5 is bottom view of the garment hanger of the present
invention;

FIG. 6 is a left side view of the garment hanger of the present
invention; and,

FIG. 7 is a front perspective view of the garment hanger of the
present invention.

The broken lines shown represent unclaimed subject matter
and form no part of the claimed design.

1 Claim, 3 Drawing Sheets

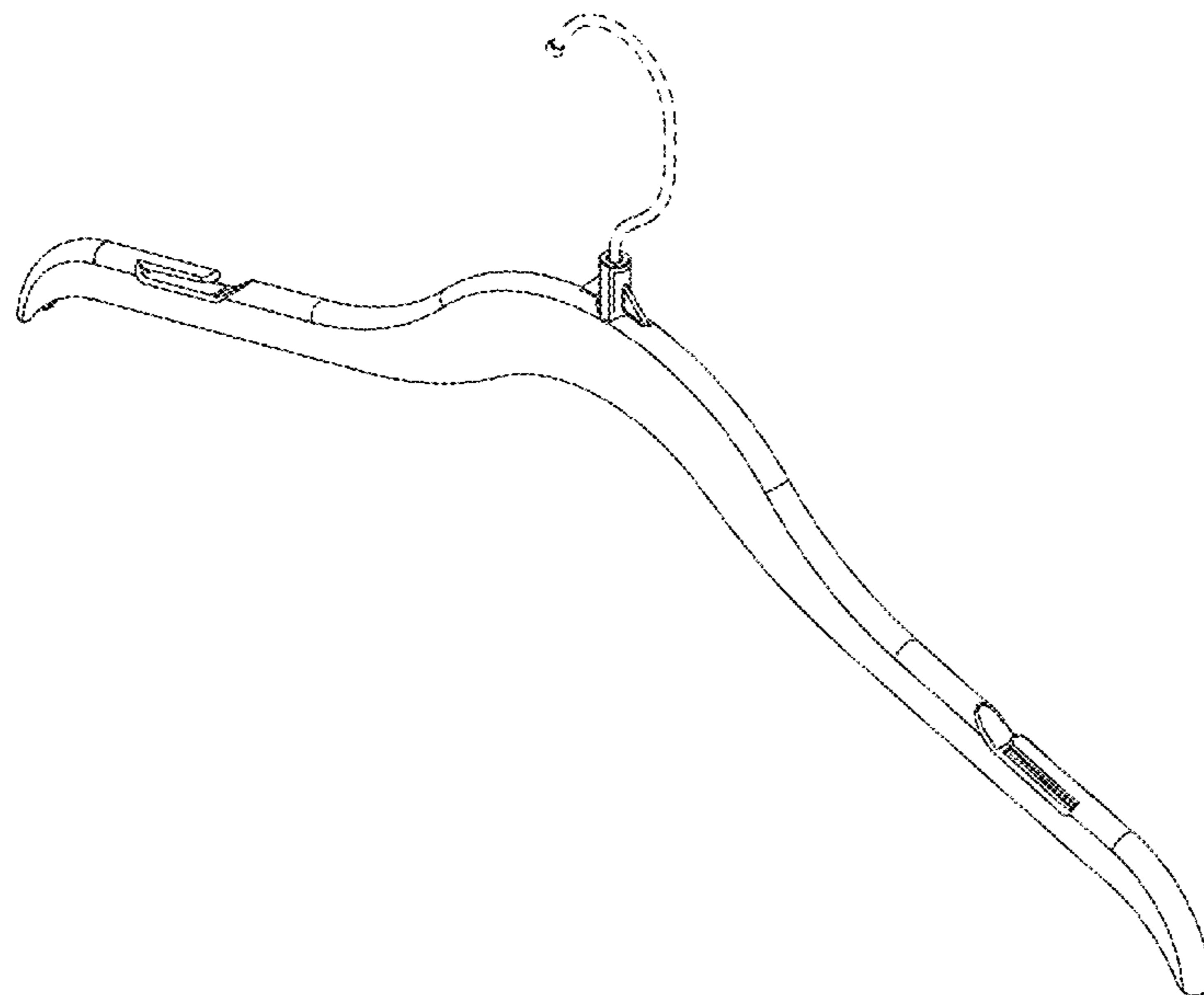




FIGURE 2

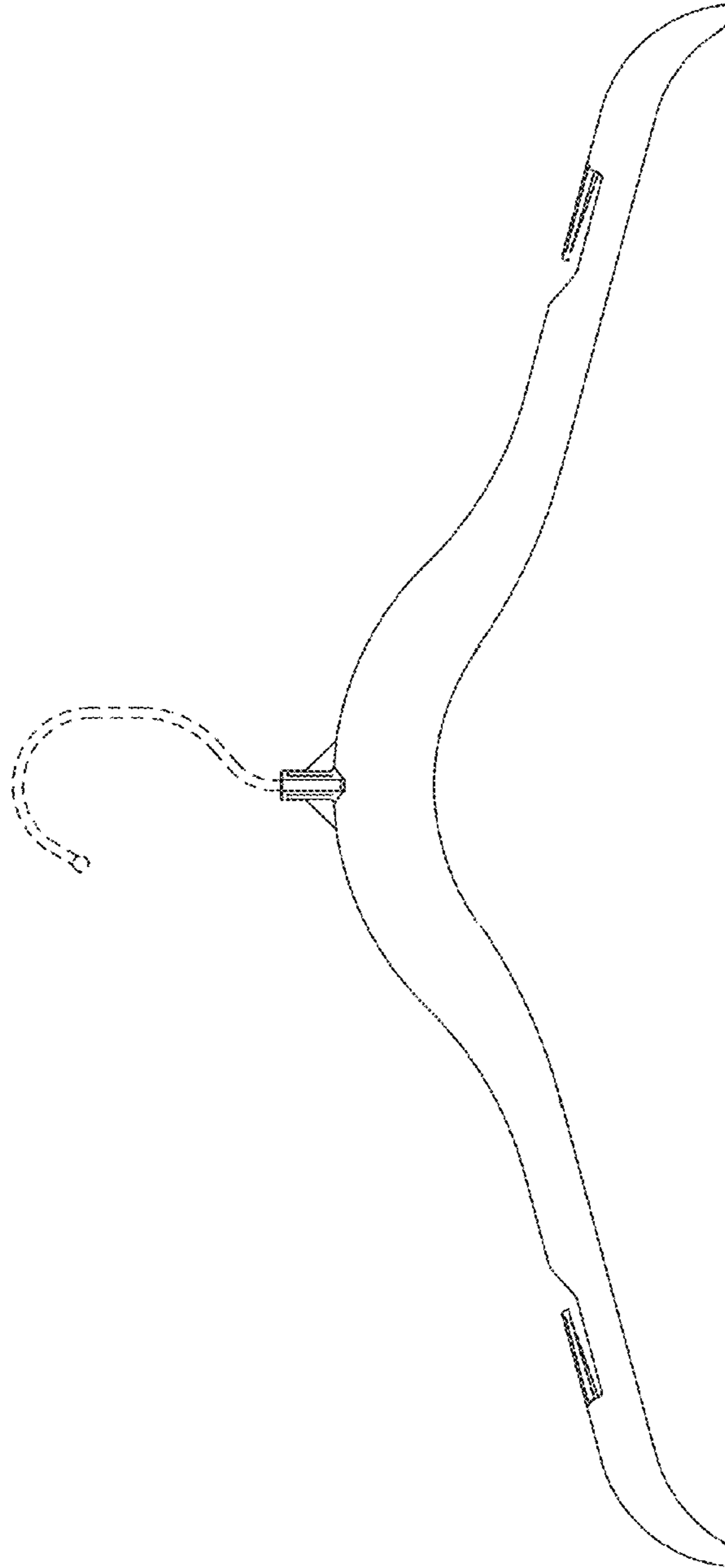


FIGURE 1




FIGURE 3




FIGURE 6

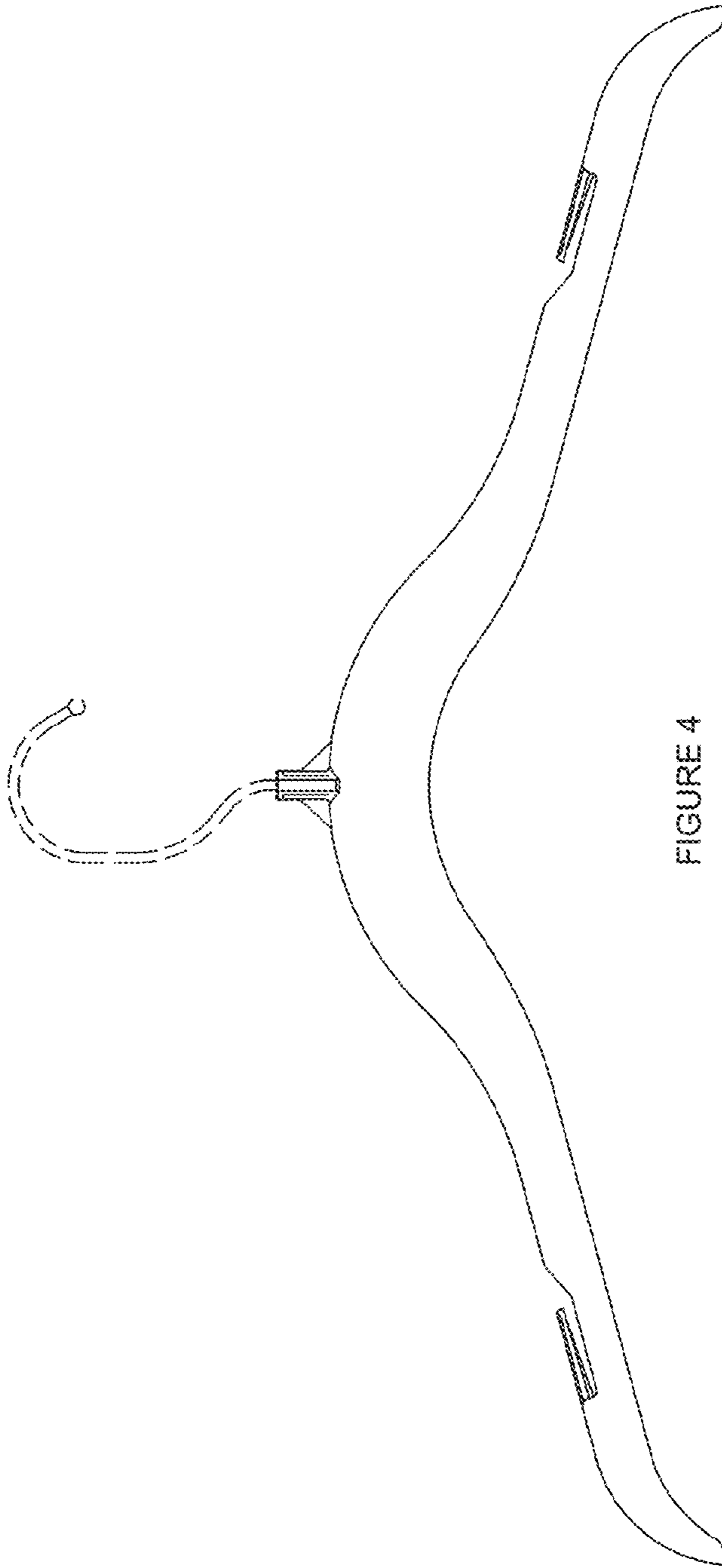


FIGURE 4



FIGURE 5

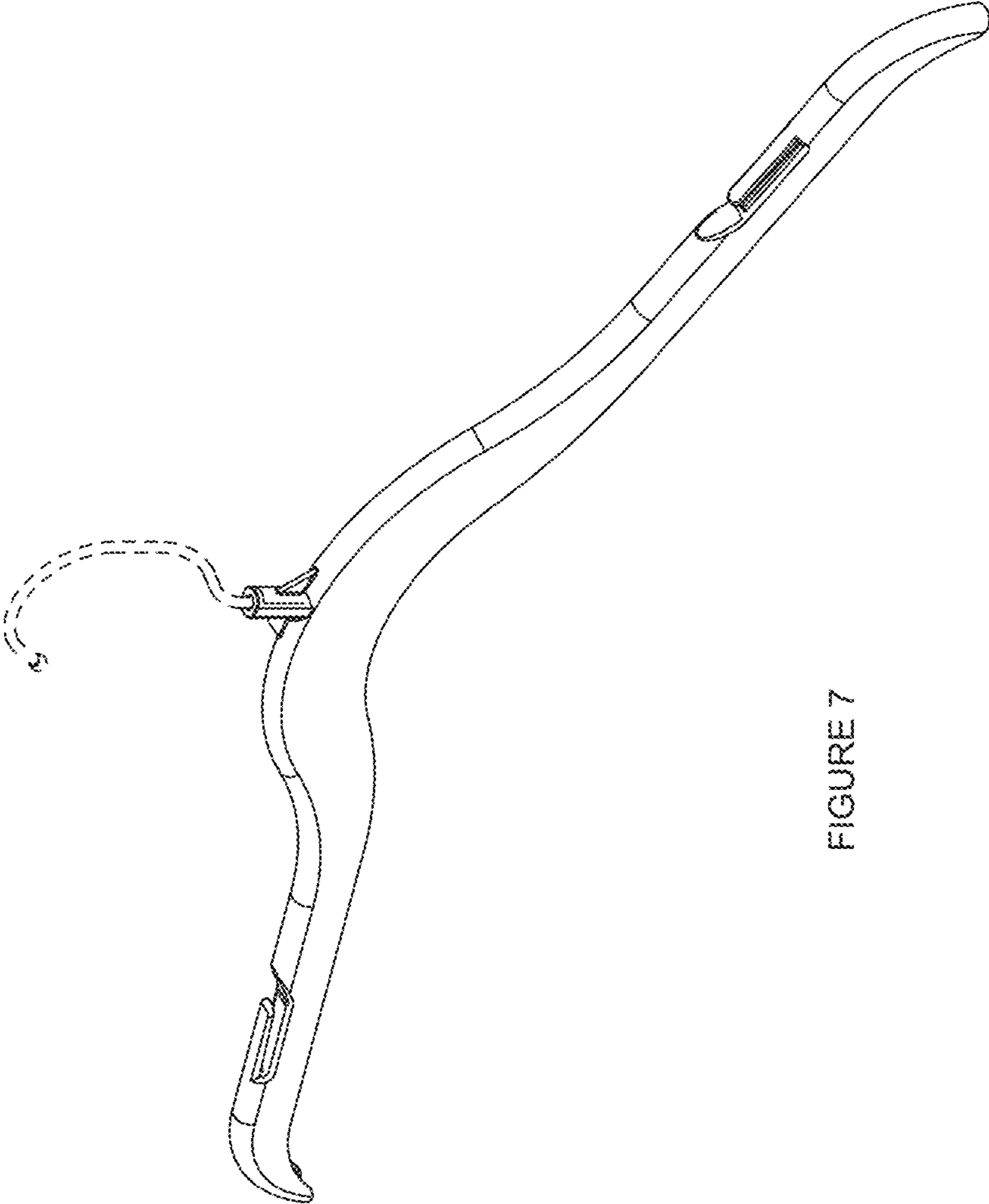


FIGURE 7