

US00D735470S

(12) **United States Design Patent**
Rastogi

(10) **Patent No.:** **US D735,470 S**
(45) **Date of Patent:** **** Aug. 4, 2015**

(54) **SINGLE POINTED KNITTING NEEDLE**

(71) Applicant: **KNITPRO INTERNATIONAL**, Jaipur
(RAJ) (IN)

(72) Inventor: **Ashoke Kumar Rastogi**, Gautam Budh
Nagar (IN)

(73) Assignee: **KNITPRO INTERNATIONAL**, Jaipur
(Raj) (IN)

(**) Term: **14 Years**

(21) Appl. No.: **29/473,944**

(22) Filed: **Nov. 27, 2013**

(51) **LOC (10) Cl.** **02-07**

(52) **U.S. Cl.**
USPC **D3/28**

(58) **Field of Classification Search**
USPC D3/18, 28
CPC D04B 3/02
See application file for complete search history.

(56) **References Cited**

U.S. PATENT DOCUMENTS

D99,273 S * 4/1936 Ellis D3/28
2,258,925 A * 10/1941 Burg 66/117

2,341,403 A * 2/1944 Williams 250/465.1
D271,062 S * 10/1983 Okada D3/28
D298,698 S * 11/1988 Okada D3/28
D526,477 S * 8/2006 Jost D3/28
D545,562 S * 7/2007 Feller et al. D3/28
D571,098 S * 6/2008 Jones D3/28
D599,542 S * 9/2009 Hoffman D3/28
D615,747 S * 5/2010 Lindahl D3/28
D617,985 S * 6/2010 Hoffman D3/28
D679,540 S * 4/2013 Eaton D7/387

* cited by examiner

Primary Examiner — Mitchell Siegel

(74) *Attorney, Agent, or Firm* — Gottlieb, Rackman &
Reisman, P.C.

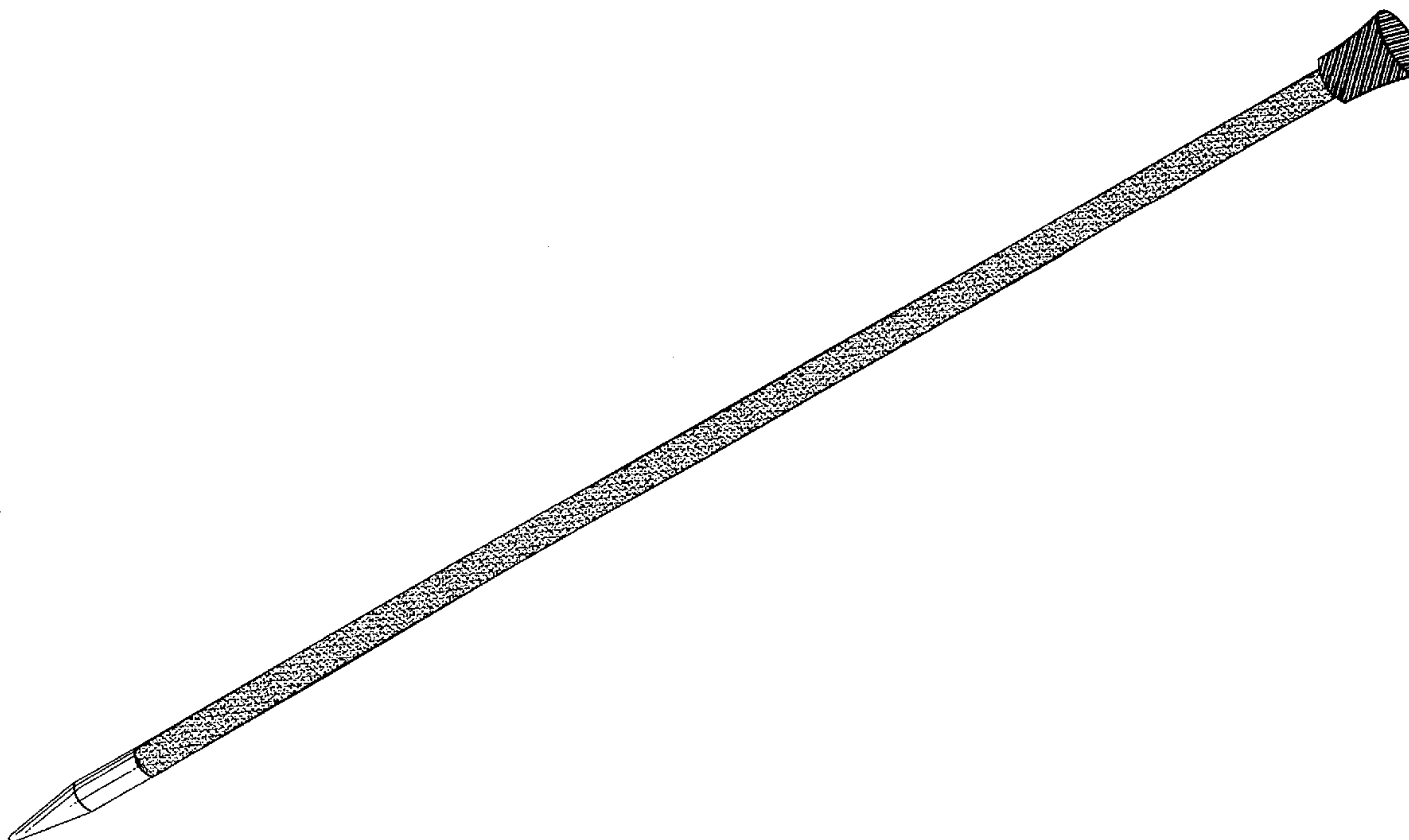
(57) **CLAIM**

The ornamental design for a single pointed knitting needle, as
shown and described.

DESCRIPTION

FIG. 1 is a perspective view of the single pointed knitting
needle showing my new design;
FIG. 2 is a top plan view thereof;
FIG. 3 is an enlarged front view thereof;
FIG. 4 is an enlarged rear view thereof; and,
FIG. 5 is an enlarged cross sectional view taken on line 5-5 of
FIG. 2.

1 Claim, 3 Drawing Sheets



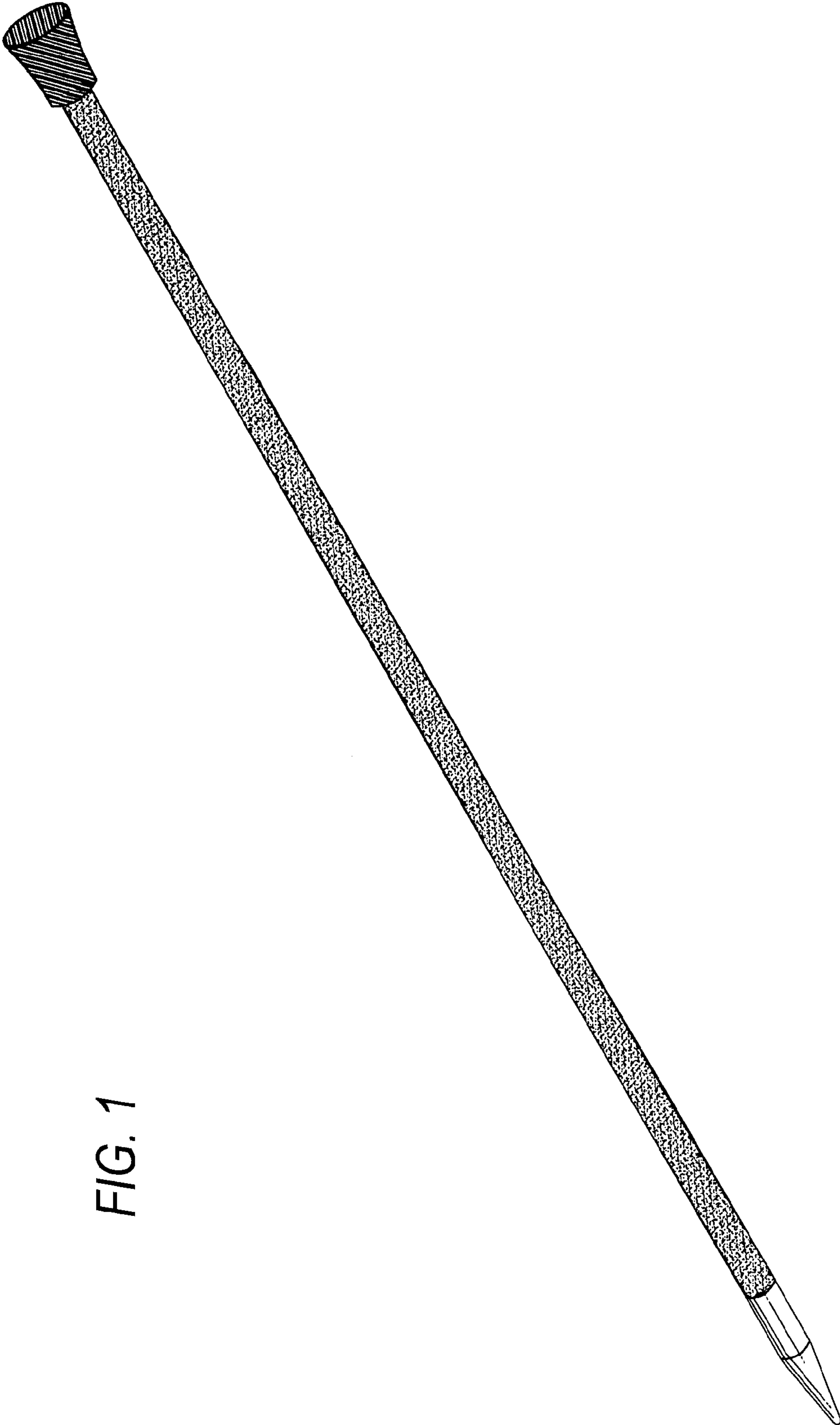


FIG. 1

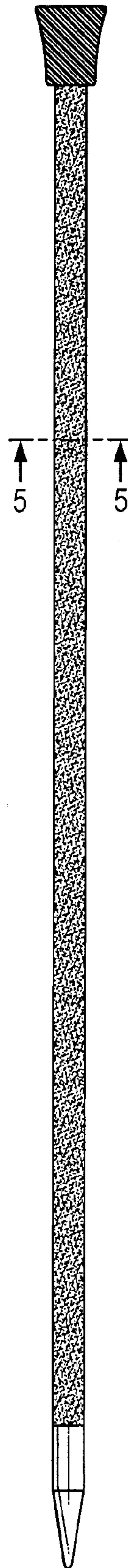


FIG. 2

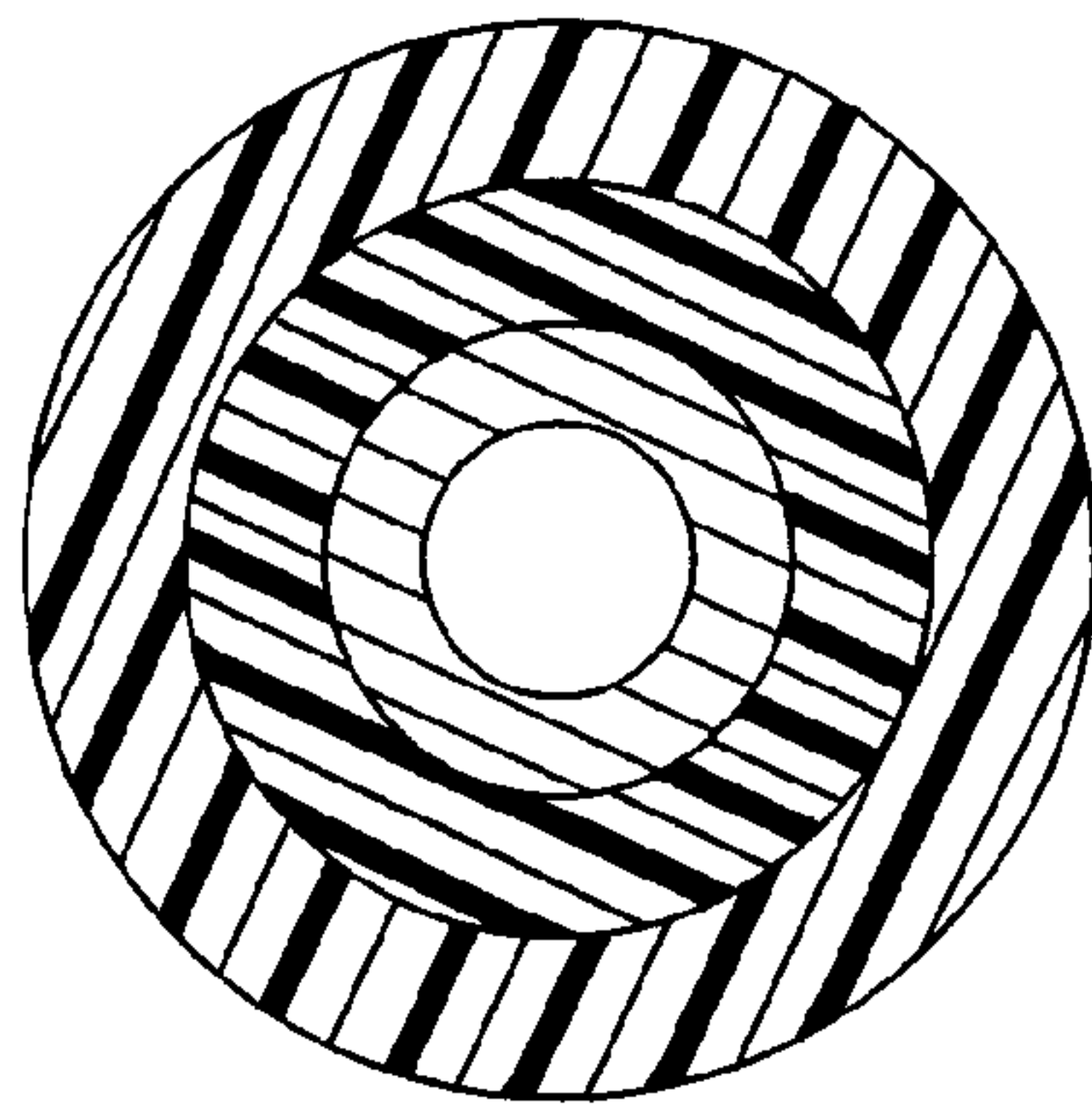


FIG. 5




FIG. 4




FIG. 3