



US00D735457S

(12) **United States Design Patent**
Guers-Neyraud

(10) **Patent No.:** **US D735,457 S**
(45) **Date of Patent:** **** Aug. 4, 2015**

(54) **FOOTWEAR**

(71) Applicant: **Elisabeth Guers-Neyraud**, Paris (FR)

(72) Inventor: **Elisabeth Guers-Neyraud**, Paris (FR)

(73) Assignee: **J. Choo Limited**, London (GB)

(**) Term: **14 Years**

(21) Appl. No.: **29/455,406**

(22) Filed: **May 20, 2013**

(30) **Foreign Application Priority Data**

Feb. 13, 2013 (EM) 002183772-0012

(51) **LOC (10) Cl.** **02-99**

(52) **U.S. Cl.**
USPC **D2/971**

(58) **Field of Classification Search**
USPC D2/896, 925-942, 946, 969, 971; 36/1,
36/83, 8.3, 45-58, 104, 108, 76 R
See application file for complete search history.

(56) **References Cited**

U.S. PATENT DOCUMENTS

D93,600 S *	10/1934	Babin	D2/929
D95,093 S *	4/1935	Turiansky	D2/937
D100,241 S *	6/1936	Wright	D2/935
D100,518 S *	7/1936	Odenchrants	D2/929
D102,341 S *	12/1936	Stein	D2/930
D102,342 S *	12/1936	Stein	D2/931
D102,343 S *	12/1936	Stein	D2/930
D102,345 S *	12/1936	Stein	D2/931
D102,346 S *	12/1936	Stein	D2/931
D102,601 S *	1/1937	Carrabba	D2/933
D103,411 S *	3/1937	Sholtz	D2/937
D103,413 S *	3/1937	Sholtz	D2/931
D103,497 S *	3/1937	Heinlein	D2/936

D103,506 S *	3/1937	Pape	D2/932
D103,592 S *	3/1937	Perugia	D2/931
D117,379 S *	10/1939	Levin	D2/930
D126,201 S *	4/1941	Elkin	D2/932
D127,110 S *	5/1941	Grossmann	D2/932
D514,301 S *	2/2006	Kelsey	D2/971
D559,522 S *	1/2008	Lawler	D2/971
D600,436 S *	9/2009	Guers-Neyraud	D2/971
D601,788 S *	10/2009	Guers-Neyraud	D2/971
D602,243 S *	10/2009	Bradford	D2/971
D622,045 S *	8/2010	Issler	D2/971
D625,087 S *	10/2010	Blini	D2/925
D632,884 S *	2/2011	Issler	D2/971

(Continued)

OTHER PUBLICATIONS

Design U.S. Appl. No. 29/425,968, filed Jun. 28, 2012; Inventors: Holloway, Choi, LaRusso, and Guers-Neyraud.

Primary Examiner — Dominic Simone

(74) *Attorney, Agent, or Firm* — Fross Zelnick Lehrman & Zissu, P.C.; Lawrence E. Apolzon, Esq.

(57) **CLAIM**

The ornamental design for footwear, as shown and described.

DESCRIPTION

FIG. 1 is a front perspective view of a shoe showing my footwear design;

FIG. 2 is a left side view of the footwear shown in FIG. 1;

FIG. 3 is a right side view of the footwear shown in FIG. 1;

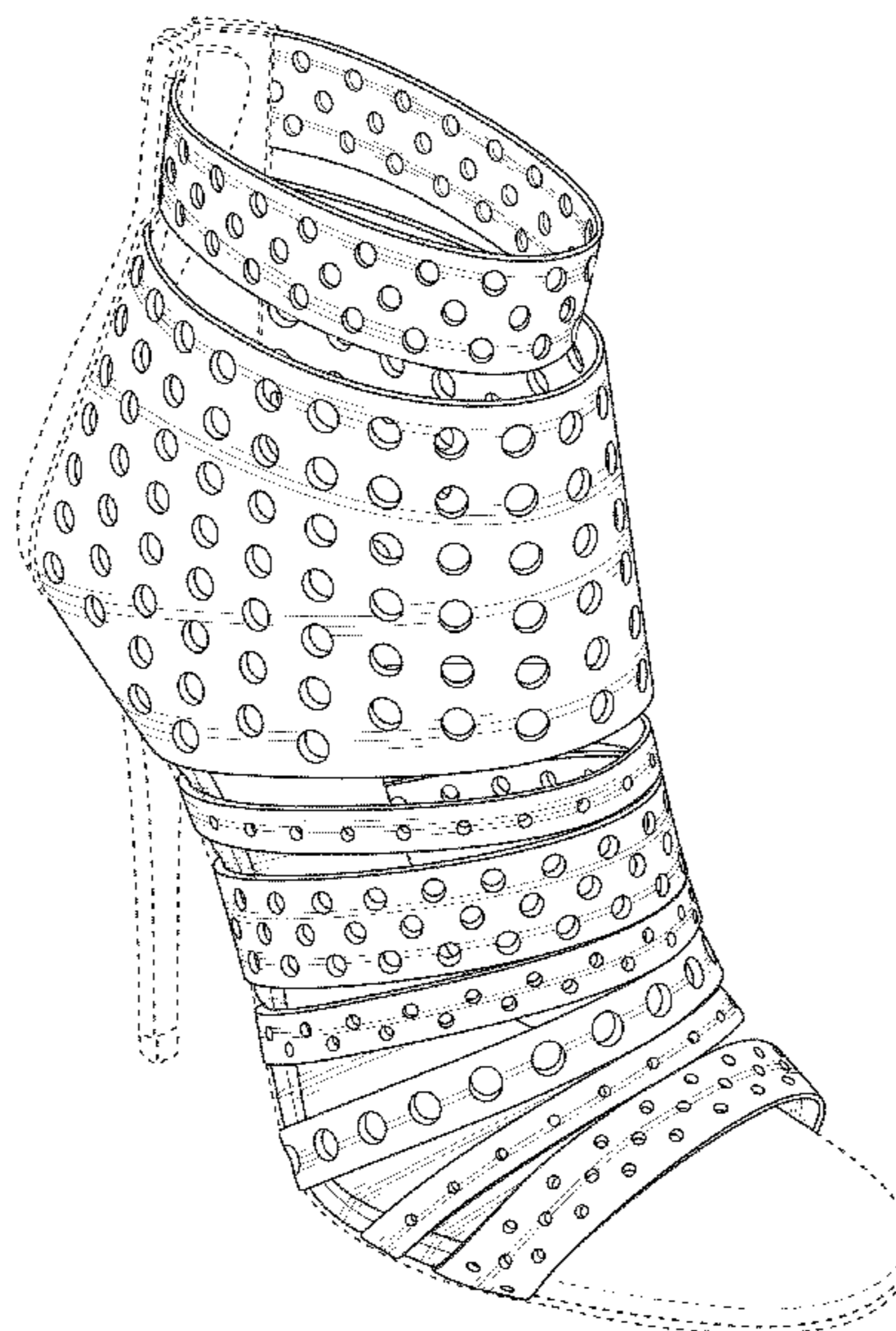
FIG. 4 is a front view of the footwear shown in FIG. 1;

FIG. 5 is a rear view of the footwear shown in FIG. 1; and,

FIG. 6 is a top view of the footwear shown in FIG. 1.

The broken line showing of the sole, heel, zipper, portion of the footbed, heel cap, and portion of the heel cup, are for illustrative purposes only and form no part of the claimed design.

1 Claim, 6 Drawing Sheets



US D735,457 S

Page 2

(56)

References Cited

U.S. PATENT DOCUMENTS

D636,172 S * 4/2011 Guers-Neyraud D2/971
D690,488 S * 10/2013 Reed et al. D2/923

D690,921 S * 10/2013 Issler D2/971
D690,922 S * 10/2013 Issler D2/971
D700,420 S * 3/2014 Guers-Neyraud D2/925

* cited by examiner

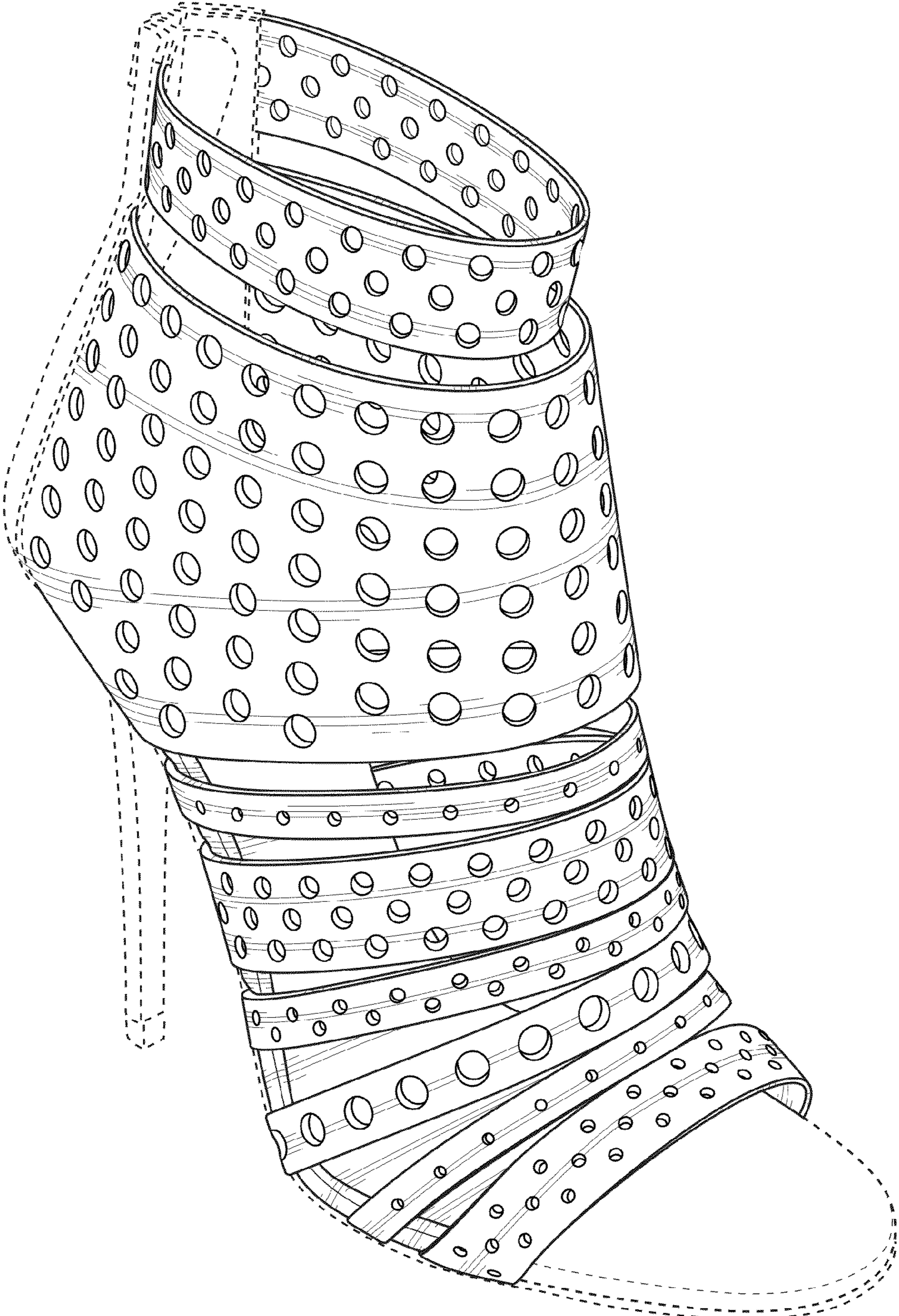


FIG. 1

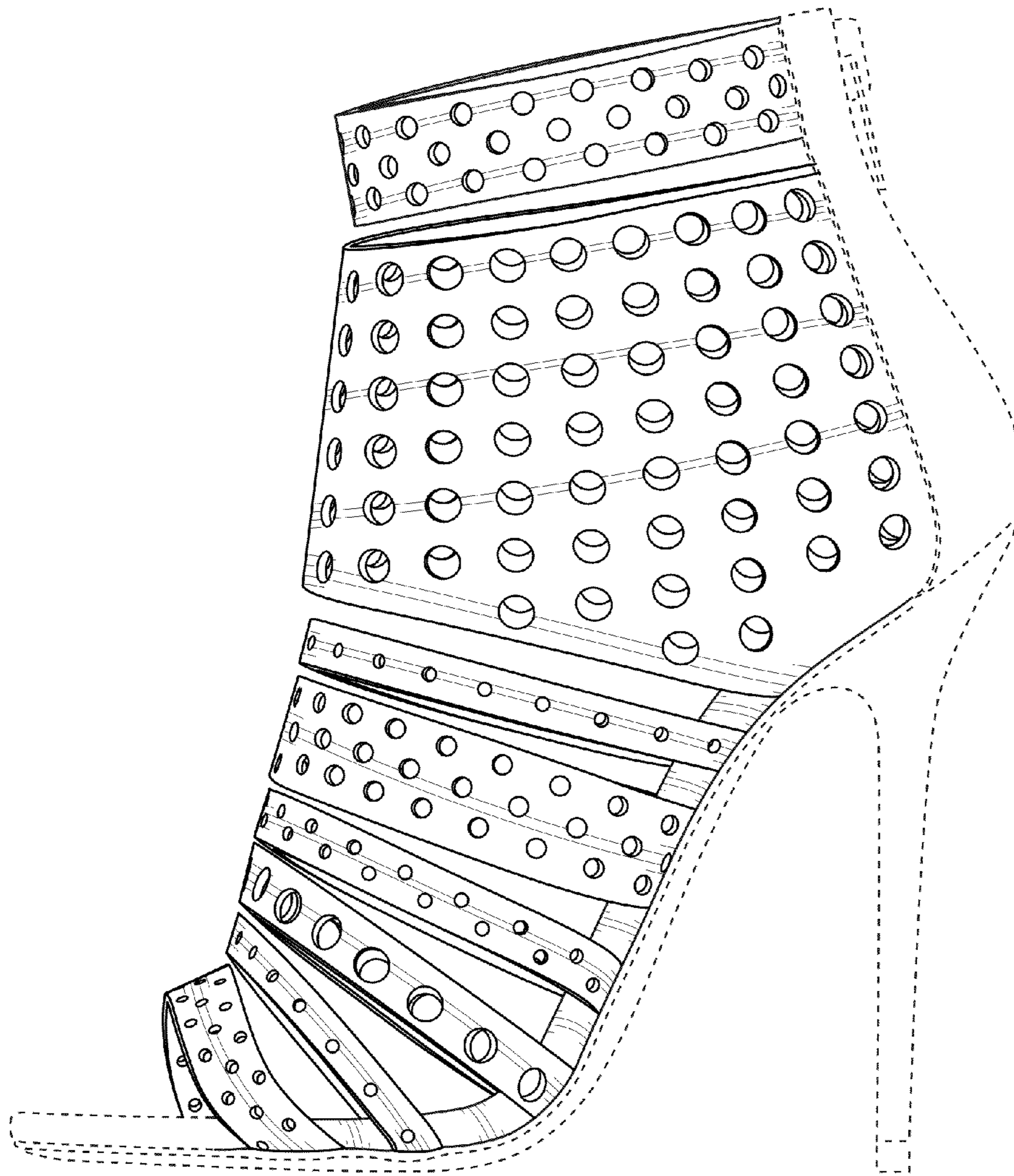


FIG. 2

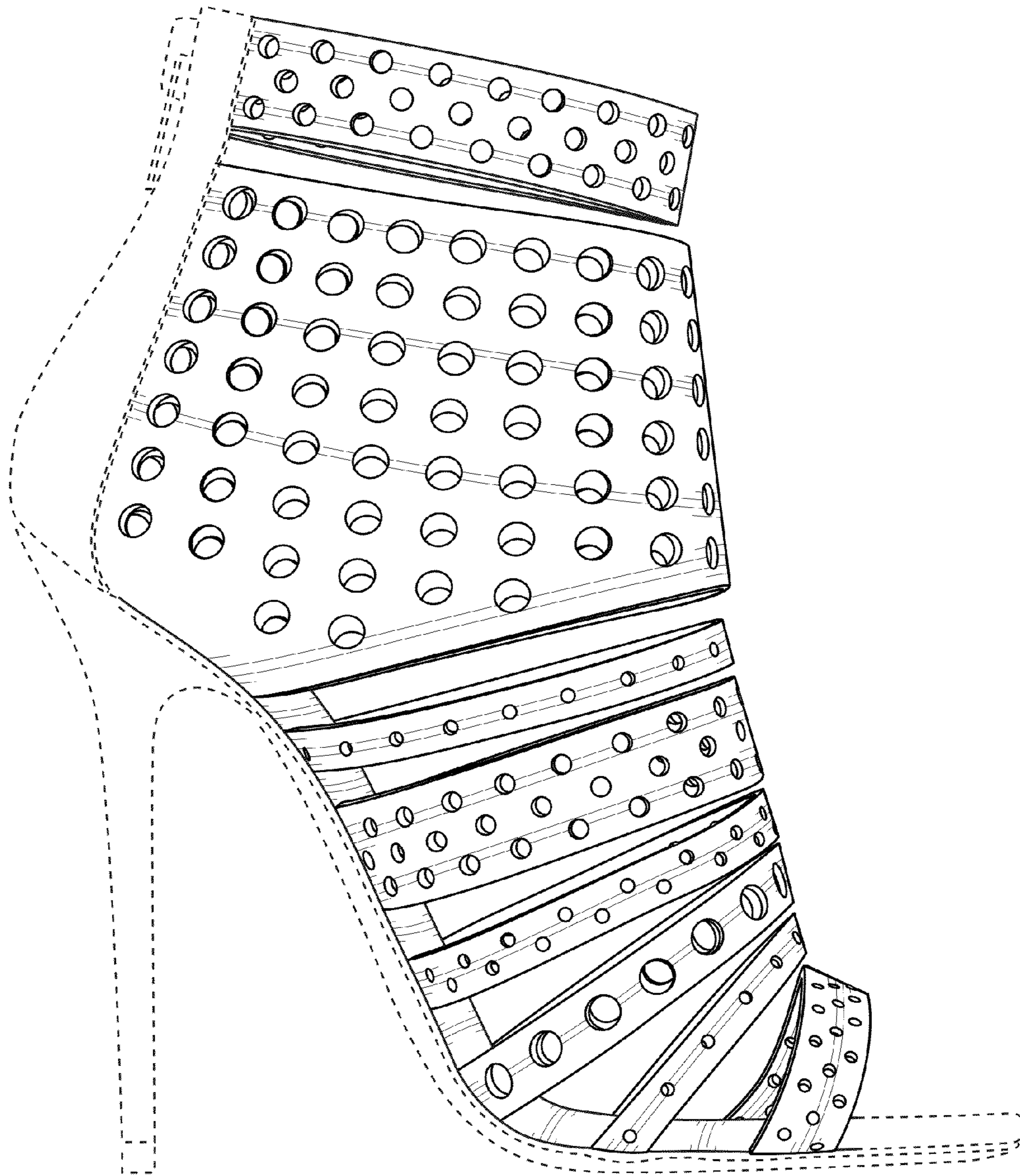


FIG. 3

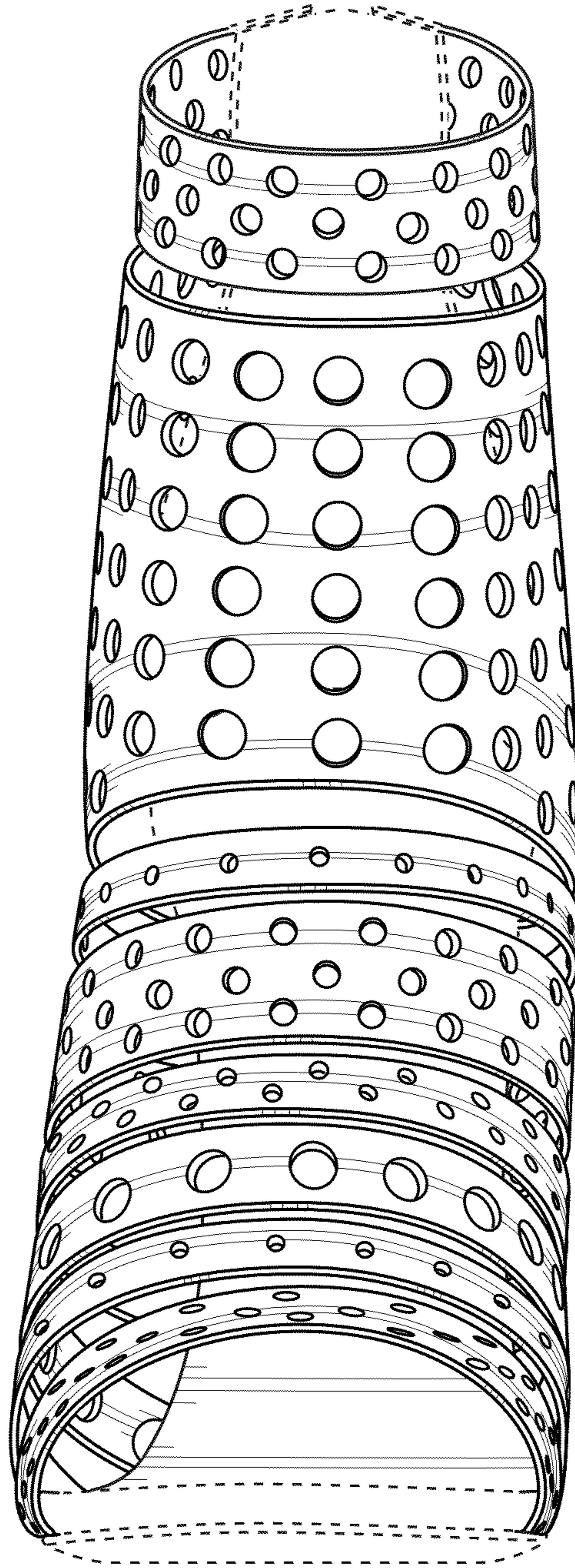


FIG. 4

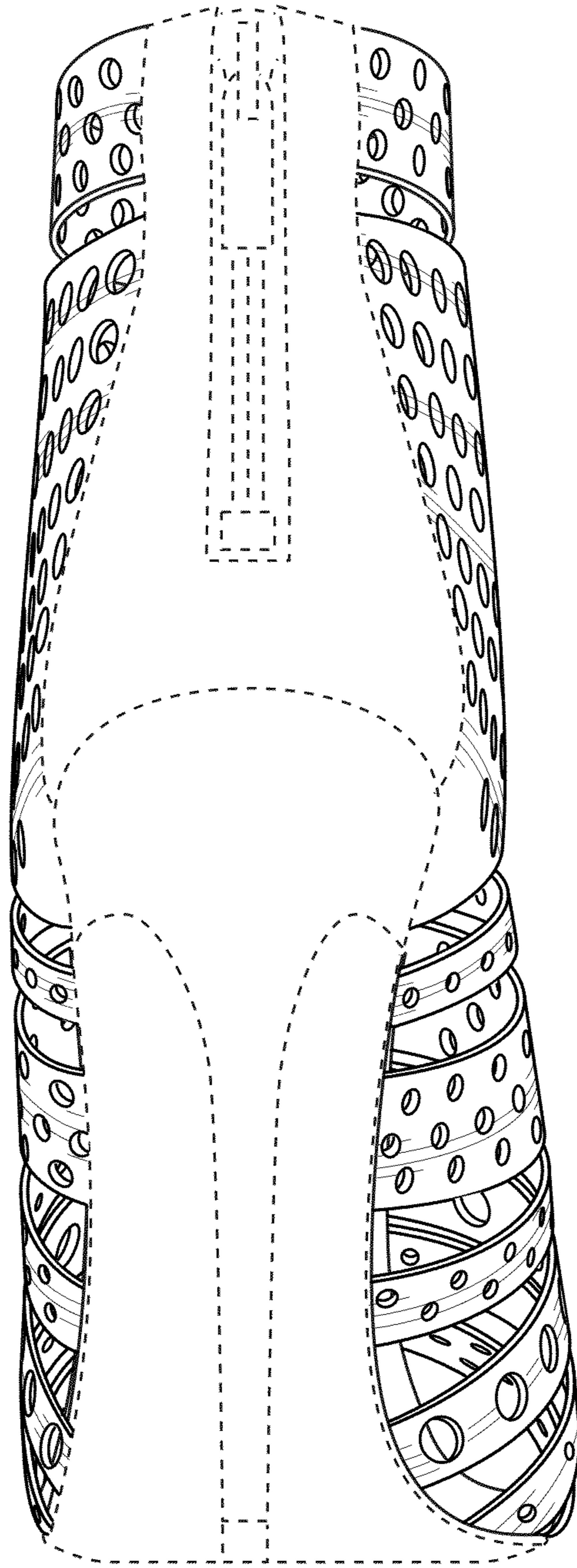


FIG. 5

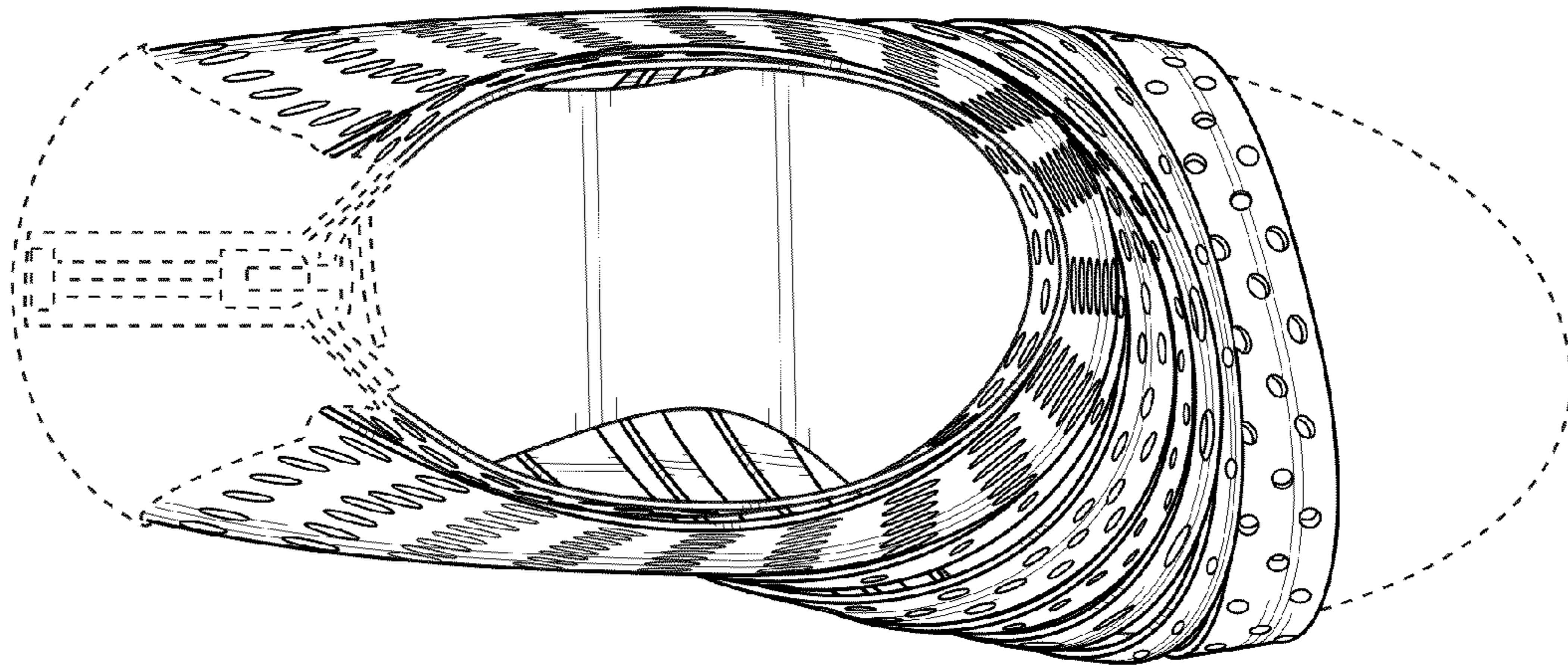


FIG. 6