



US00D735452S

(12) **United States Design Patent**  
**Byrne**

(10) **Patent No.:** **US D735,452 S**

(45) **Date of Patent:** **\*\* Aug. 4, 2015**

(54) **SHOE SOLE**

(71) Applicant: **Richard Byrne**, Marlborough, MA (US)

(72) Inventor: **Richard Byrne**, Marlborough, MA (US)

(73) Assignee: **C & J CLARK INTERNATIONAL LIMITED**, Somerset (GB)

(\*\*) Term: **14 Years**

(21) Appl. No.: **29/457,065**

(22) Filed: **Jun. 6, 2013**

(51) **LOC (10) CI.** ..... **02-04**

(52) **U.S. CI.**  
USPC ..... **D2/953**; D2/951; D2/960

(58) **Field of Classification Search**  
USPC ..... D2/902, 906, 908, 916, 918, 925,  
D2/946-962, 977; 36/3 B, 22 R, 24.5, 25 R,  
36/28, 32 R, 34 R, 59 C, 67 A, 103  
See application file for complete search history.

(56) **References Cited**

**U.S. PATENT DOCUMENTS**

D434,207 S	11/2000	Issler et al.	
D446,636 S	8/2001	McClaskie	
7,146,752 B2	12/2006	Pasternak et al.	
D551,436 S	9/2007	Zimmer et al.	
D569,591 S *	5/2008	Teteriatnikov	D2/952
D574,132 S	8/2008	Zimmer	
D595,942 S *	7/2009	White et al.	D2/961

7,596,889 B2	10/2009	Pasternak et al.	
D622,042 S	8/2010	Moon	
D632,880 S	2/2011	Youn	
D634,526 S *	3/2011	Ng	D2/953
D661,477 S	6/2012	Kubis et al.	
D666,393 S *	9/2012	Roulo	D2/957
D677,043 S *	3/2013	Loverin	D2/960
D677,454 S *	3/2013	Pizzuti	D2/960
D684,347 S *	6/2013	Chang	D2/959
D686,406 S *	7/2013	Spring	D2/959

\* cited by examiner

*Primary Examiner* — T. Chase Nelson

(74) *Attorney, Agent, or Firm* — Squire Patton Boggs (US) LLP

(57) **CLAIM**

The ornamental design for a shoe sole, as shown and described.

**DESCRIPTION**

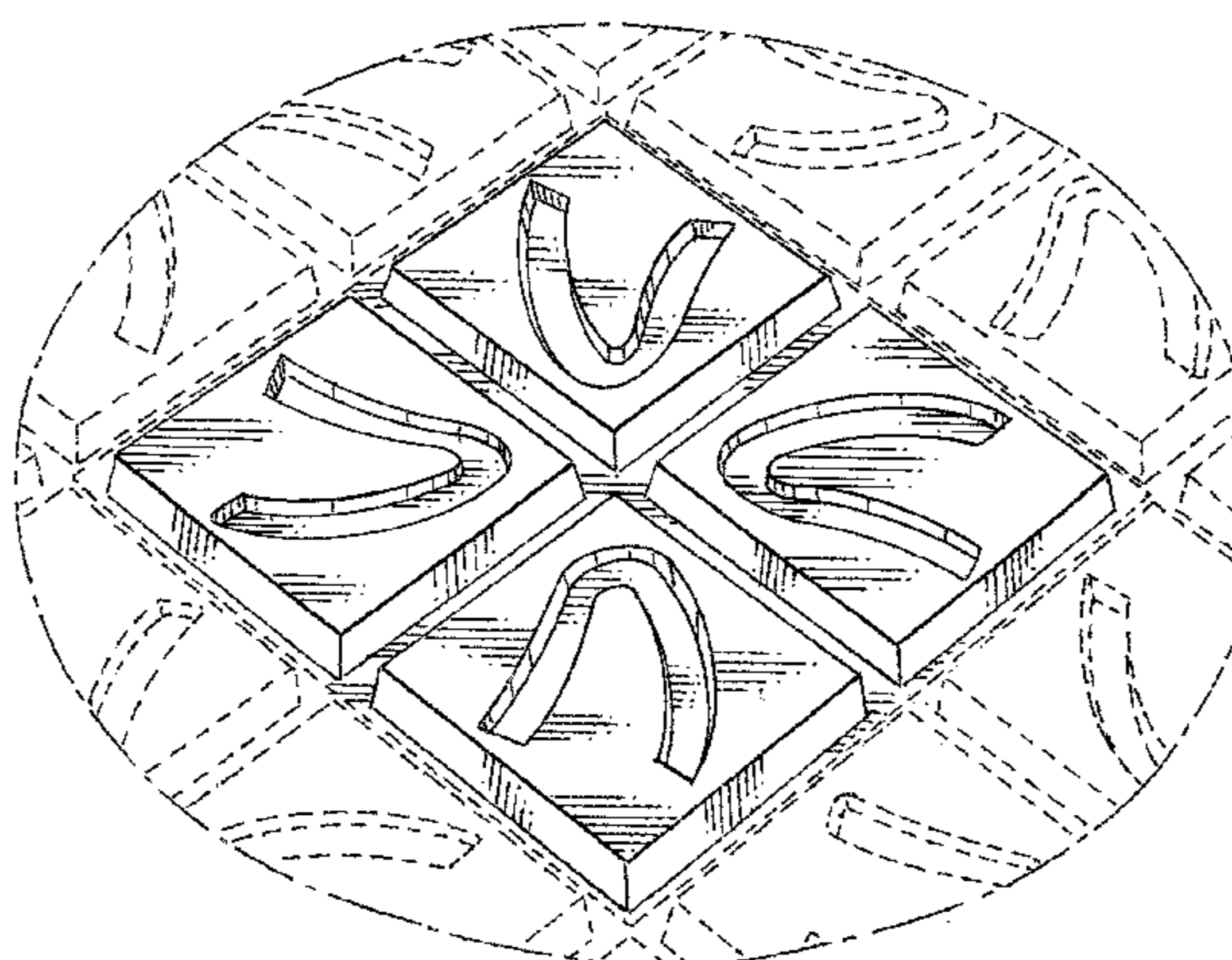
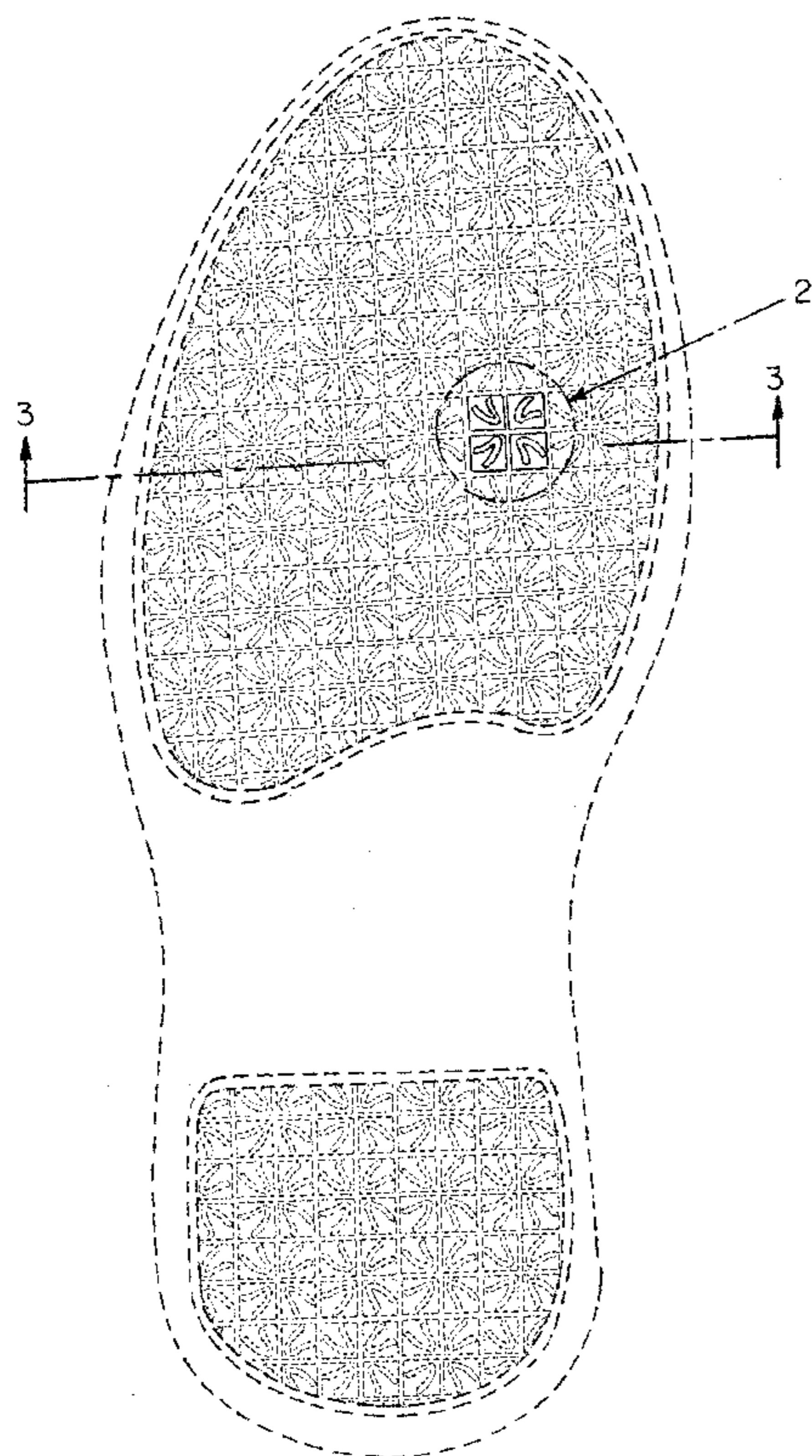
FIG. 1 is a bottom plan view of a shoe sole in accordance with the new design;

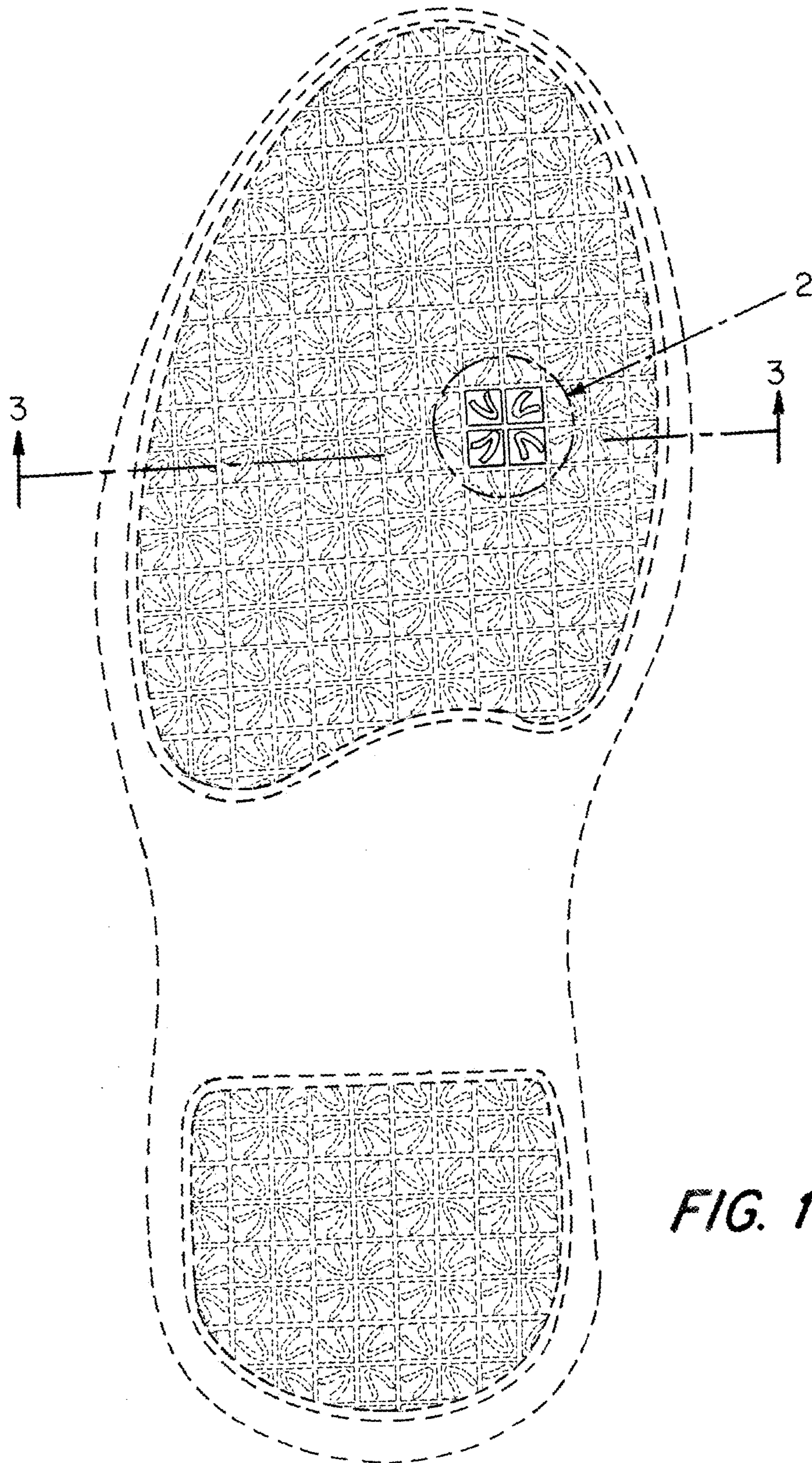
FIG. 2 is a bottom, rear, and left side perspective view of the detail area "2" of FIG. 1 thereof; and,

FIG. 3 is a rear cross-sectional election view of the line 3-3 of FIG. 1 thereof.

The broken lines of FIGS. 1 and 3 illustrate the bounds of the claimed design. Both the broken line boundary and the area outside the broken line boundary form no part of the claimed design.

**1 Claim, 3 Drawing Sheets**





**FIG. 1**

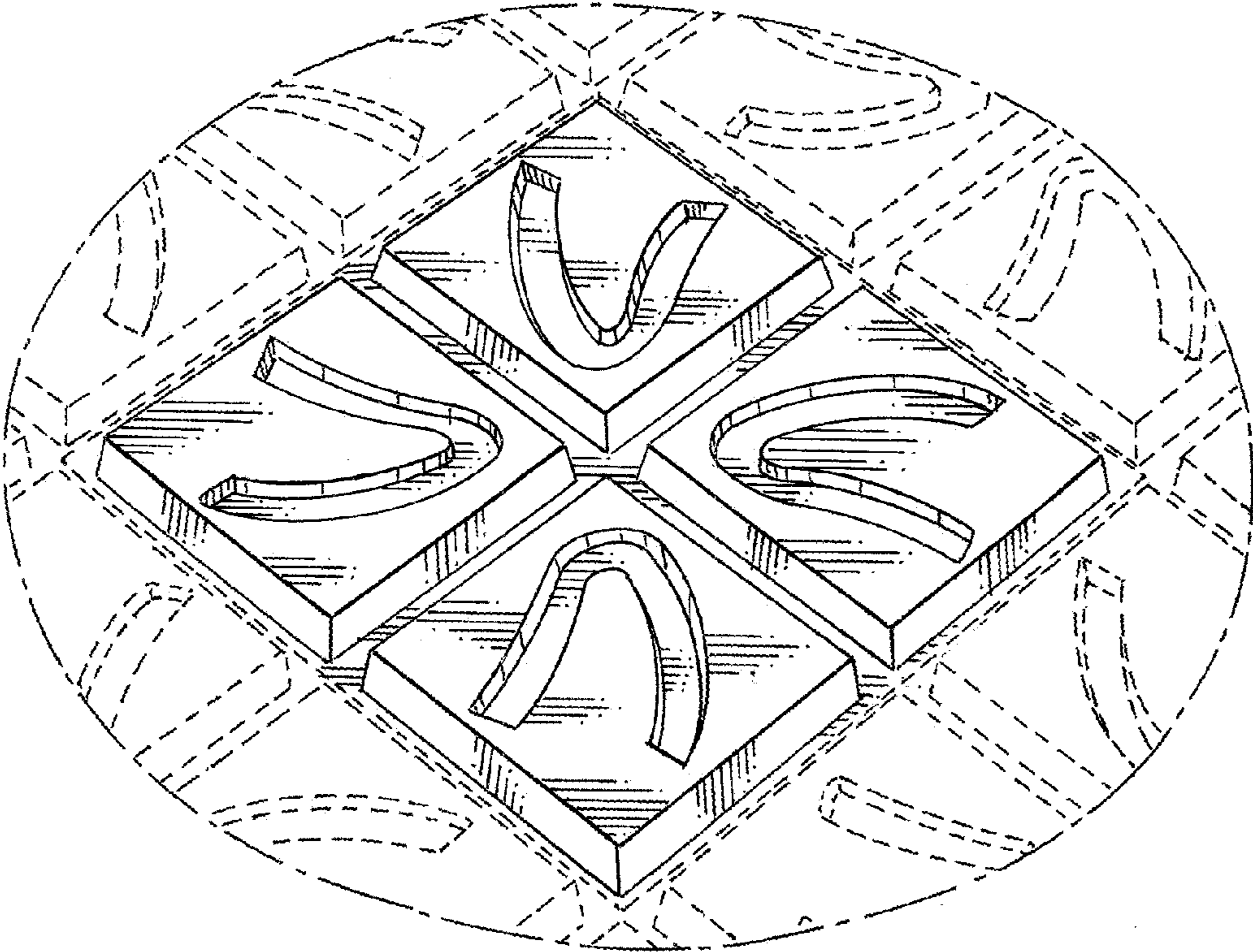



FIG. 2



*FIG. 3*