



US00D735445S

(12) **United States Design Patent**
Hare

(10) **Patent No.:** **US D735,445 S**

(45) **Date of Patent:** **** Aug. 4, 2015**

(54) **WADER**

(75) Inventor: **Shane Hare**, Sidney, NE (US)

(73) Assignee: **Cabela's Incorporated**, Sidney, NE (US)

(**) Term: **14 Years**

(21) Appl. No.: **29/420,154**

(22) Filed: **May 4, 2012**

Related U.S. Application Data

(63) Continuation-in-part of application No. 13/325,744, filed on Dec. 14, 2011.

(51) **LOC (10) Cl.** **02-02**

(52) **U.S. Cl.**
USPC **D2/743**

(58) **Field of Classification Search**
USPC D2/742, 743, 860, 744, 747; D3/303, D3/327; D22/148; 2/22, 46, 69, 82; 36/2 R; 43/21.2; 224/605, 607, 638, 647, 920, 224/922; D6/512, 513, 553; D12/133; D17/20; D29/101.1, 122
CPC A41D 17/02; A41D 1/08; A41D 13/02; A41D 13/012; A41F 15/002
See application file for complete search history.

(56) **References Cited**

U.S. PATENT DOCUMENTS

1,894,888	A *	1/1933	Ponton	2/323
2,869,152	A *	1/1959	Anderson	441/109
3,154,800	A *	11/1964	Anderson	441/109
3,206,767	A *	9/1965	Meisberger	2/333
D214,983	S *	8/1969	Knigge	D3/228
3,465,375	A *	9/1969	Schnell	441/94
D285,140	S *	8/1986	Ellenberger	D2/743
D309,227	S *	7/1990	Popiolkowski	D6/601
5,081,718	A *	1/1992	Carman et al.	2/227
5,168,582	A *	12/1992	Aldridge	2/305

RE34,662	E *	7/1994	Keller	2/82
5,359,731	A *	11/1994	Cavalier	2/46
D357,609	S *	4/1995	Webb et al.	D6/596
D358,731	S *	5/1995	McAlear	D6/513
D369,498	S *	5/1996	Newcomb	D6/513
5,867,828	A *	2/1999	Shih	2/82
5,901,374	A *	5/1999	Foster	2/82
5,920,902	A *	7/1999	Crampton	2/24
D424,849	S *	5/2000	Beckwith	D6/512
6,154,884	A *	12/2000	Dehner	2/69
D436,243	S *	1/2001	Hoy	D2/864

(Continued)

OTHER PUBLICATIONS

Cabela's Catalog, vol. XX, Limited Fall Ed. 2012, pp. 450, 461, 464, 467.

(Continued)

Primary Examiner — Ian Simmons

Assistant Examiner — Richelle G Shelton

(74) *Attorney, Agent, or Firm* — Quarles & Brady LLP

(57) **CLAIM**

The ornamental design for a wader, as shown and described.

DESCRIPTION

FIG. 1 is a right perspective view of a wader embodying my new design.

FIG. 2 is a front elevational view thereof.

FIG. 3 is a rear elevational view thereof.

FIG. 4 is a left elevational view thereof.

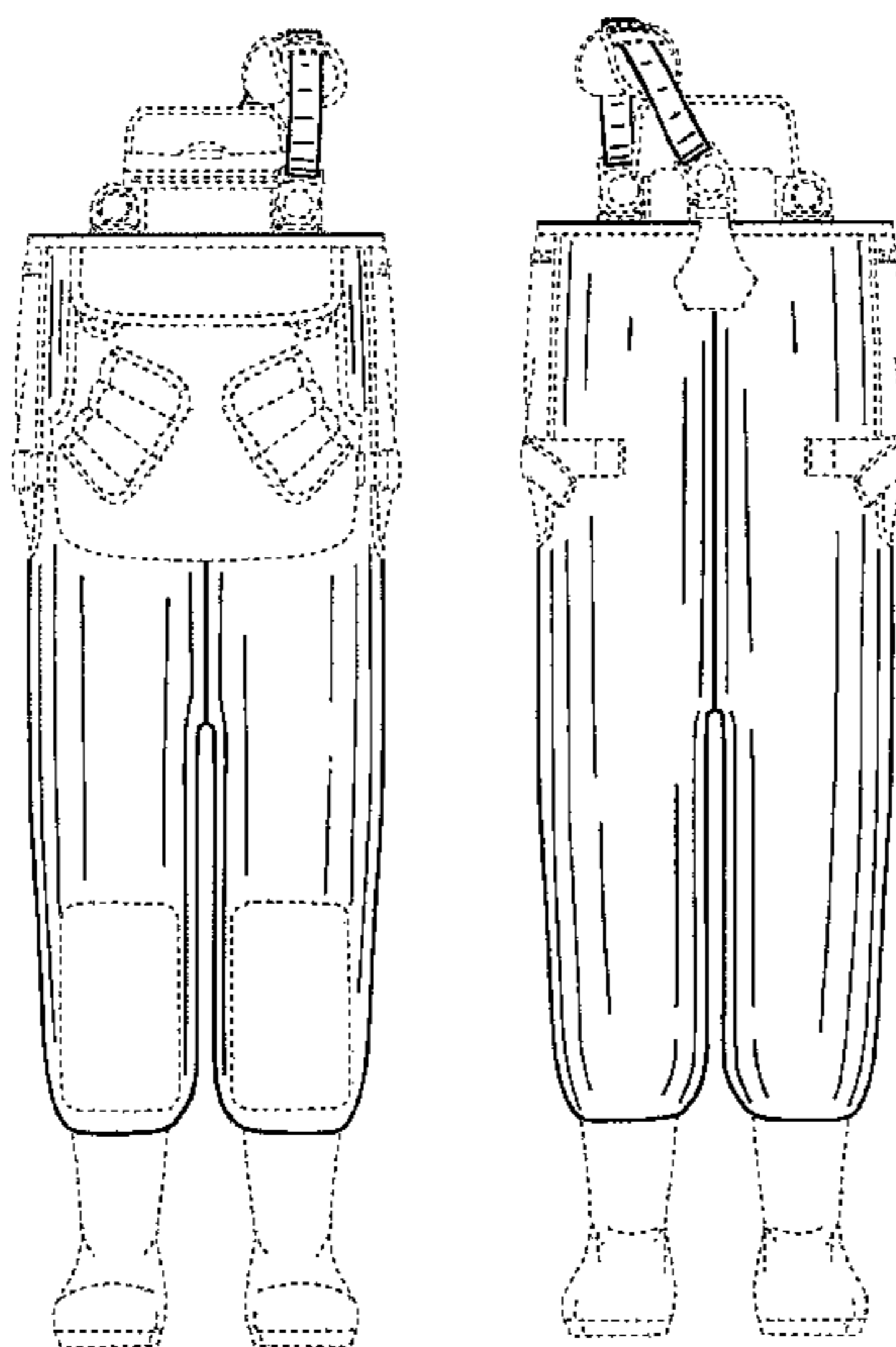
FIG. 5 is a right elevational view thereof.

FIG. 6 is a top view thereof; and,

FIG. 7 is a bottom view thereof.

The broken line showing of portions of the article is included for the purpose of illustrating features of the article that form no part of the claimed design. The spatial relationship between the upper and lower portions of the design forms part of the claimed design.

1 Claim, 6 Drawing Sheets



(56)

References Cited

U.S. PATENT DOCUMENTS

6,167,571 B1 * 1/2001 Cheng 2/227
 D456,517 S * 4/2002 Kraska et al. D24/189
 D461,624 S * 8/2002 Foster D2/743
 D471,006 S * 3/2003 French D3/221
 6,772,440 B1 * 8/2004 Foster 2/82
 6,839,917 B1 * 1/2005 Landwehr 2/455
 6,923,357 B2 * 8/2005 Smith 224/605
 7,089,596 B2 * 8/2006 Leflet et al. 2/23
 D578,734 S * 10/2008 Lewis D2/732
 7,500,273 B2 * 3/2009 Dana 2/79
 D593,281 S * 6/2009 Pitchforth D2/743
 7,721,352 B1 * 5/2010 Swift 2/82

D617,555 S * 6/2010 Westphal D3/265
 7,770,235 B2 * 8/2010 Lepage et al. 2/82
 D636,124 S * 4/2011 Smith-Wehr D28/41
 D638,220 S * 5/2011 Chu et al. D3/318
 D638,330 S * 5/2011 Fahrendorff et al. D11/200
 8,104,100 B2 * 1/2012 Razzaghi et al. 2/327
 2006/0011690 A1 * 1/2006 Bareno 224/638
 2007/0295774 A1 * 12/2007 Matschke 224/581
 2010/0306897 A1 * 12/2010 Wood et al. 2/79

OTHER PUBLICATIONS

Canadian Intellectual Property Office Examiner's Report, Application No. 145840, Oct. 1, 2012.

* cited by examiner

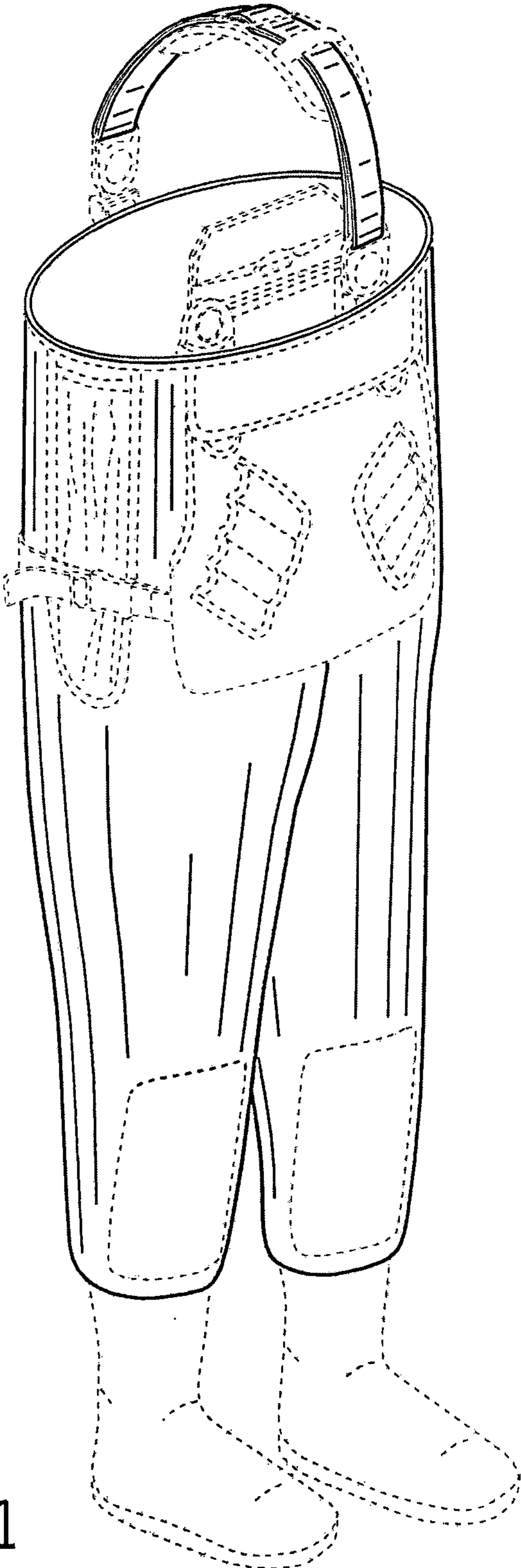


FIG. 1

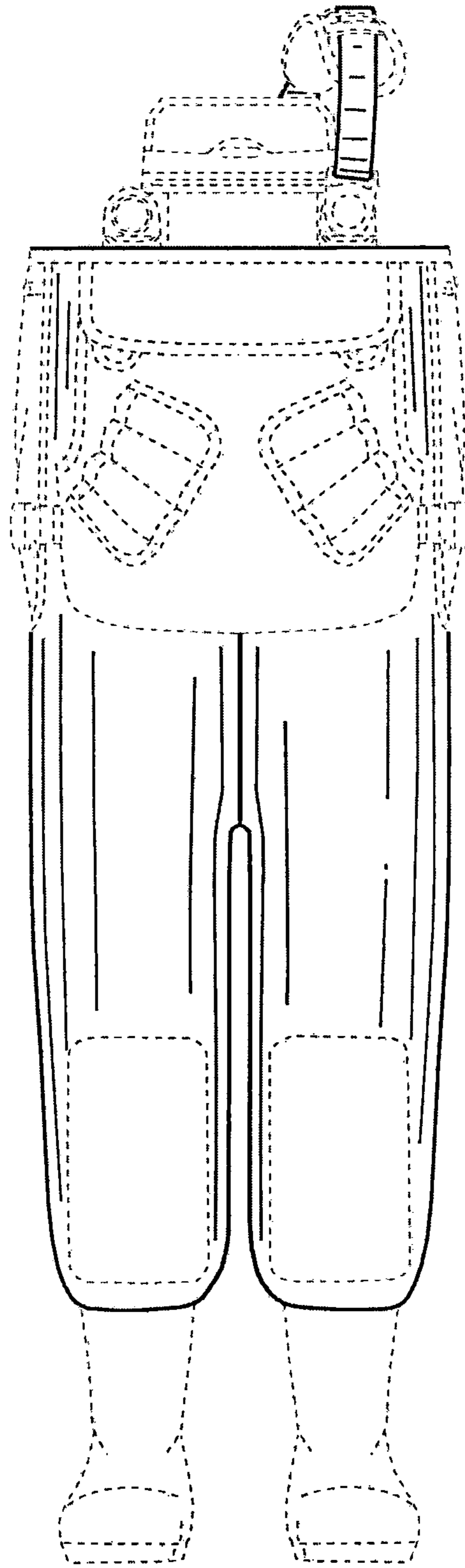


FIG. 2

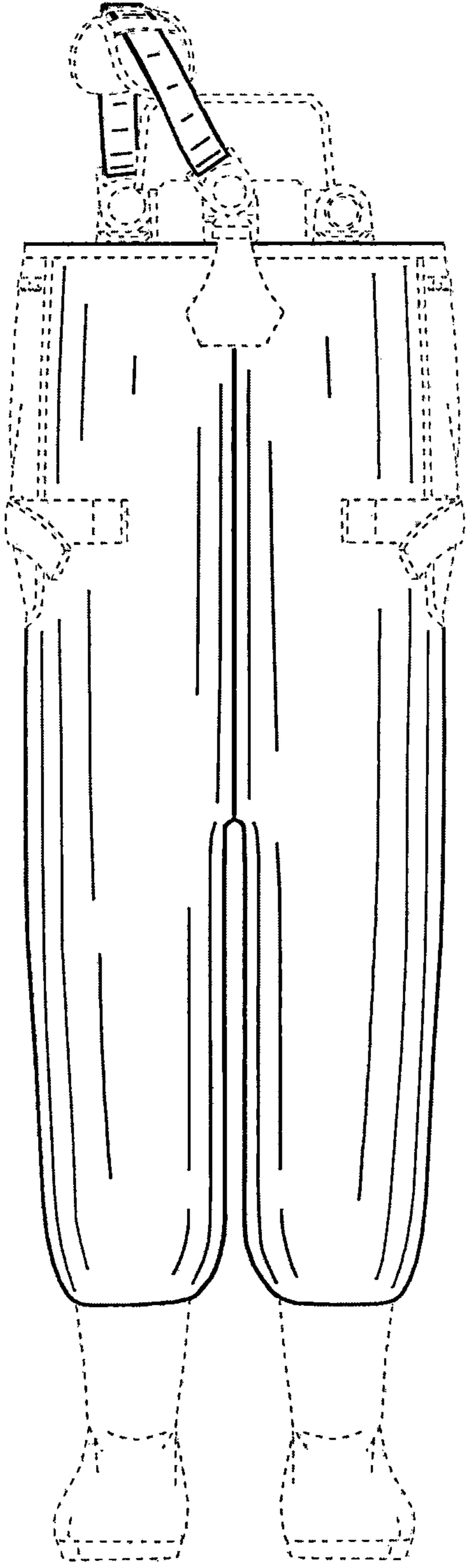


FIG. 3

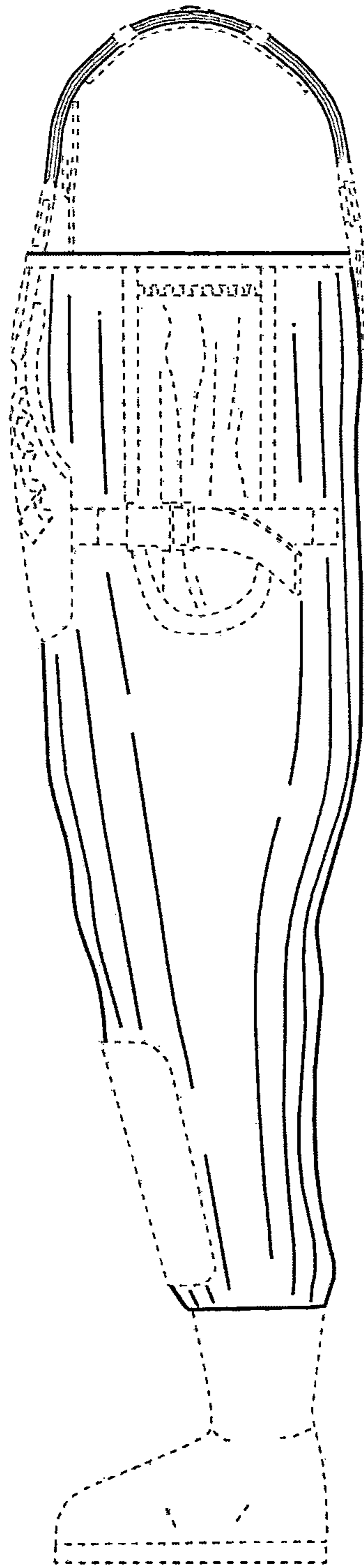


FIG. 4

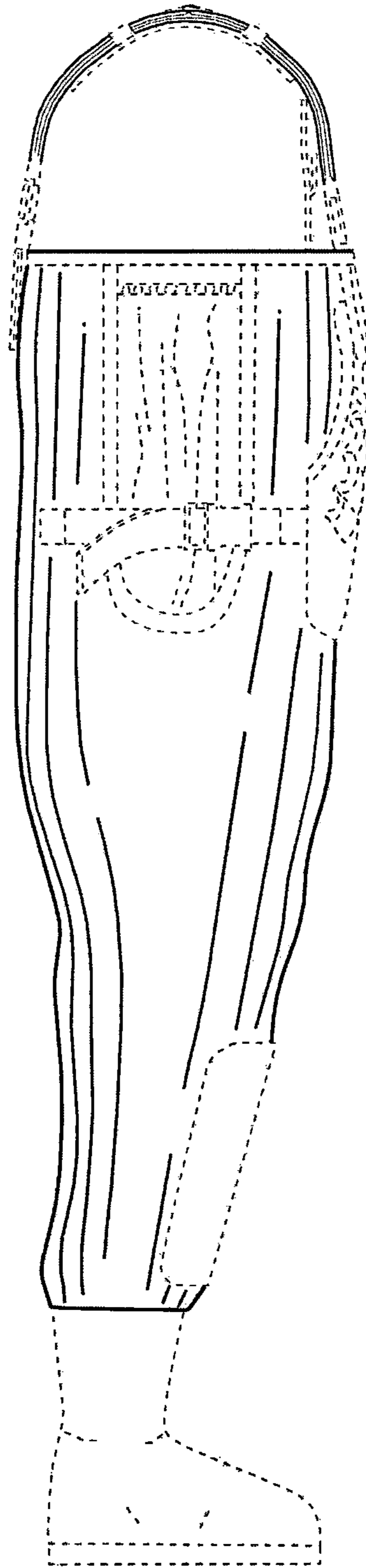


FIG. 5

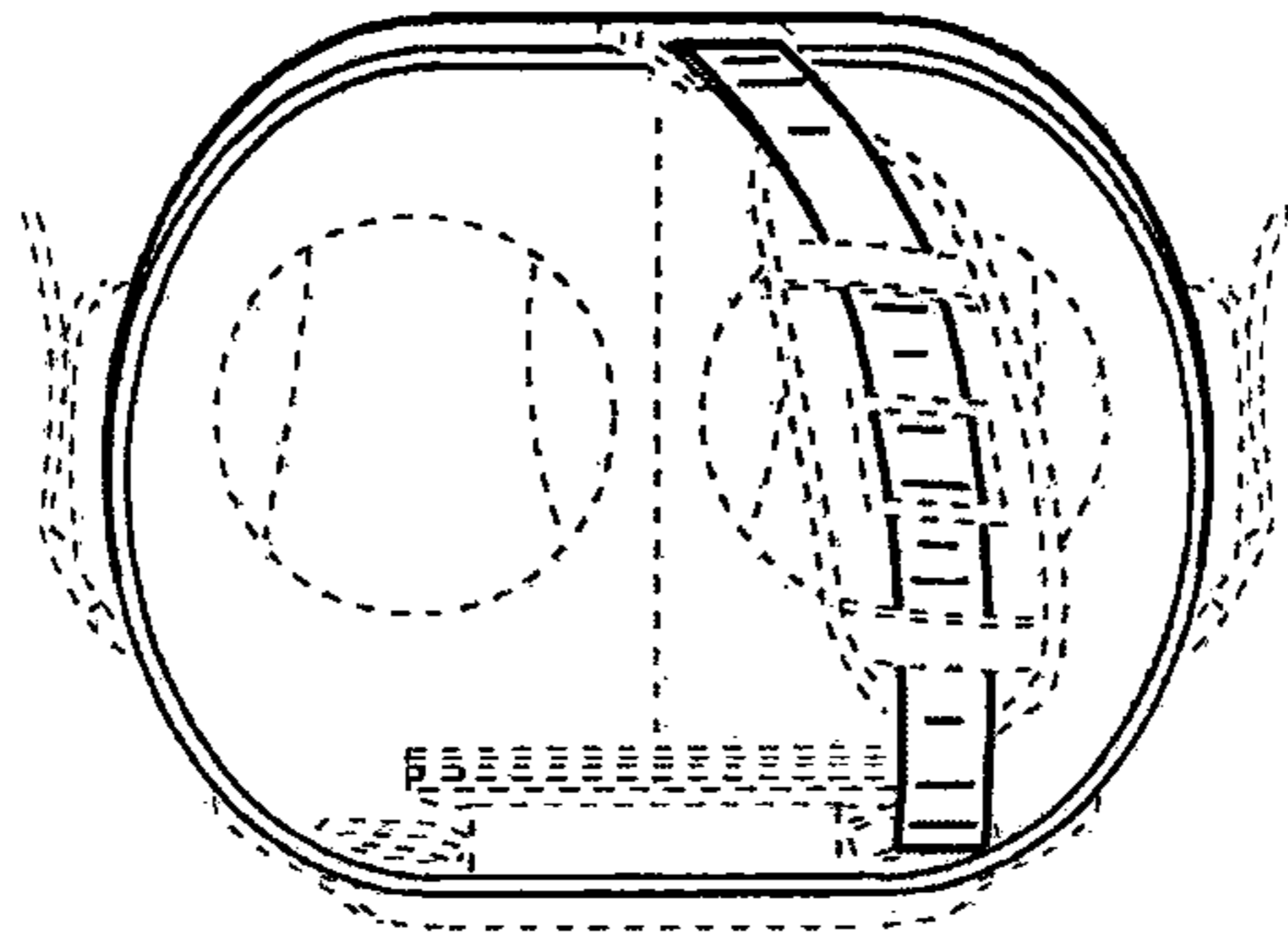


FIG. 6

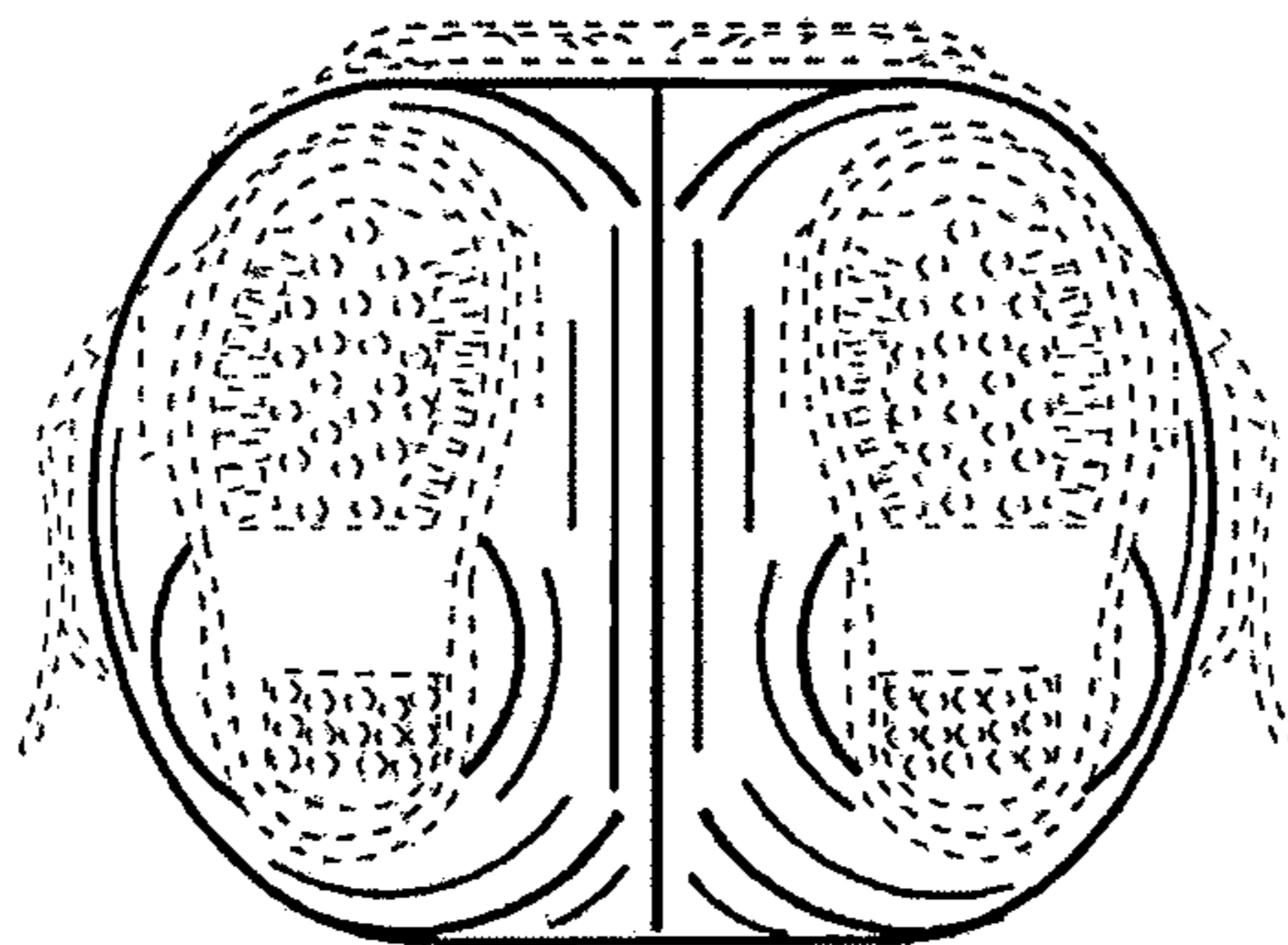


FIG. 7