



US00D735436S

(12) **United States Design Patent**
Lehman

(10) **Patent No.:** **US D735,436 S**
(45) **Date of Patent:** **** Jul. 28, 2015**

- (54) **MINI-KEG GROWLER**
- (71) Applicant: **Deep Wood Brew Products, LLC**,
Rochester, MI (US)
- (72) Inventor: **Kevin Lehman**, Rochester, MI (US)
- (73) Assignee: **Deep Wood Brew Products, LLC**,
Rochester, MI (US)
- (**) Term: **14 Years**
- (21) Appl. No.: **29/471,705**
- (22) Filed: **Nov. 4, 2013**
- (51) **LOC (10) Cl.** **09-02**
- (52) **U.S. Cl.**
USPC **D34/39; D7/301; D7/300; D7/397**
- (58) **Field of Classification Search**
USPC **D7/306, 307, 313, 397, 512, 301, 300;**
D9/288, 435, 439; D12/197; 222/183,
222/137, 81, 91, 85; 220/592.18, 592.19;
16/2.3; 137/15.12, 15.11, 15.13, 15.24,
137/15.19, 15.16; 251/144; D23/260, 259,
D23/261; D34/39
CPC **B67D 1/00; B67D 3/0038; B67D 3/0003;**
B67D 3/0054; B67D 3/02; B67D 3/04;
B65G 5/00
See application file for complete search history.

4,690,299	A	*	9/1987	Cannon	220/592.19
D305,601	S	*	1/1990	Hewson	D7/368
D306,639	S	*	3/1990	Wills	D23/205
5,129,534	A	*	7/1992	Dunn	220/4.33
5,165,569	A	*	11/1992	Furuhashi et al.	220/592.19
5,203,181	A	*	4/1993	Brossia et al.	62/372
D336,714	S	*	6/1993	Brossia et al.	D34/39
D362,990	S	*	10/1995	Losordo	D7/305
D374,959	S	*	10/1996	Mull	D34/39
D497,283	S	*	10/2004	Groombridge	D7/397
D558,950	S	*	1/2008	Brans et al.	D34/39
D574,574	S	*	8/2008	Bax	D34/39
D623,464	S	*	9/2010	Kusch et al.	D7/313
D623,887	S	*	9/2010	Kusch et al.	D7/313
D721,281	S	*	1/2015	Vella	D9/633
2013/0264350	A1	*	10/2013	Handlon et al.	220/739

* cited by examiner

Primary Examiner — Marianne Pandozzi

Assistant Examiner — Jae Liang

(74) *Attorney, Agent, or Firm* — BrooksGroup

(57) **CLAIM**

The ornamental design for a mini-keg growler, as shown and described.

DESCRIPTION

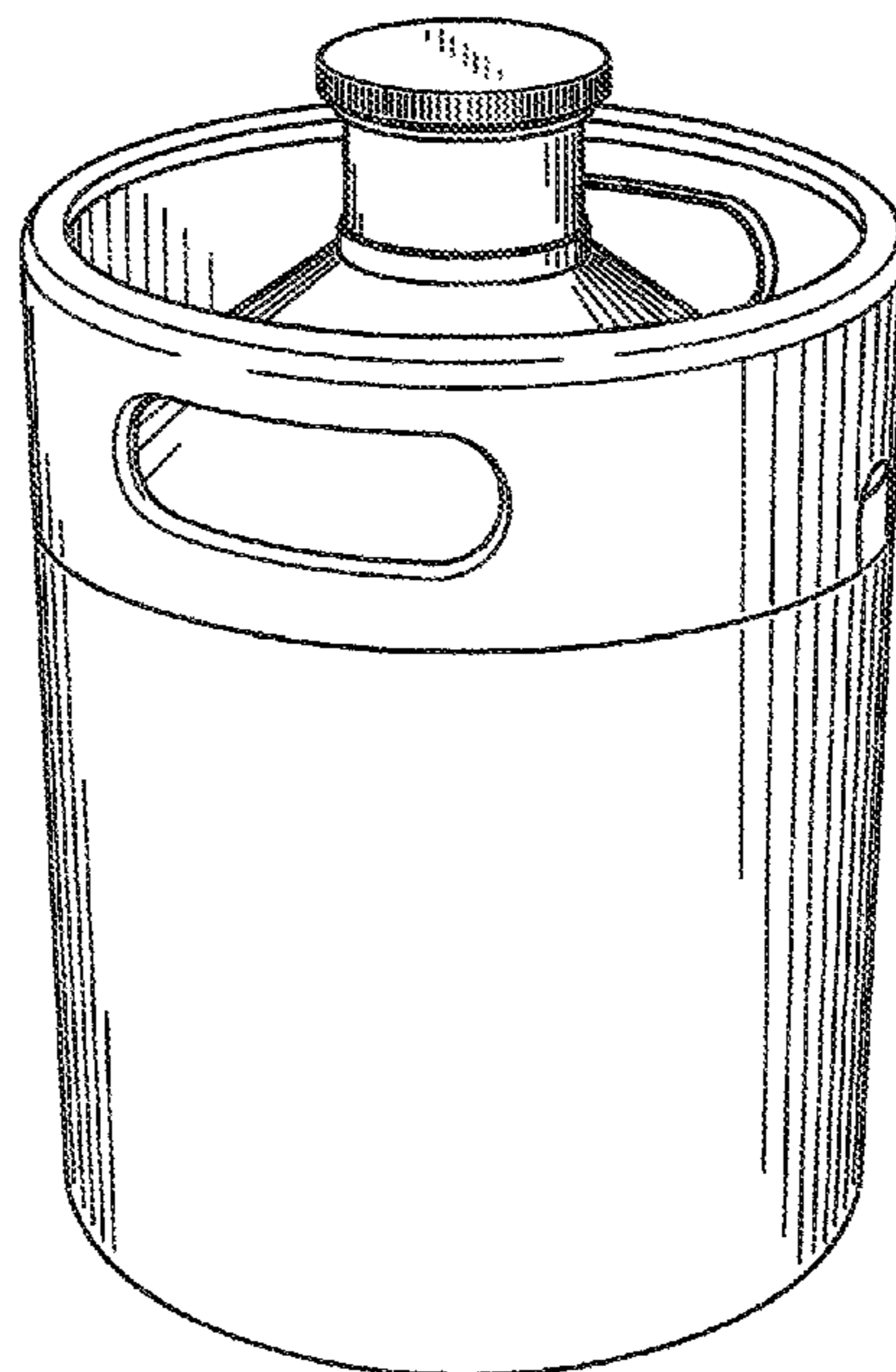
FIG. 1 is a front perspective view of a mini-keg growler showing my new design;
 FIG. 2 is a right side view thereof, the left side view being a mirror image;
 FIG. 3 is a rear view thereof;
 FIG. 4 is a top view thereof; and,
 FIG. 5 is a bottom view thereof.
 The broken line showing in the figure drawings are included for the purpose of illustration and form no part of the claimed design.

1 Claim, 2 Drawing Sheets

(56) **References Cited**

U.S. PATENT DOCUMENTS

D205,750	S	*	9/1966	Cornelius	D7/311
D228,976	S	*	10/1973	Wilson et al.	D7/311
D244,850	S	*	6/1977	Wilson	D7/311
4,032,047	A	*	6/1977	Wilson	222/183



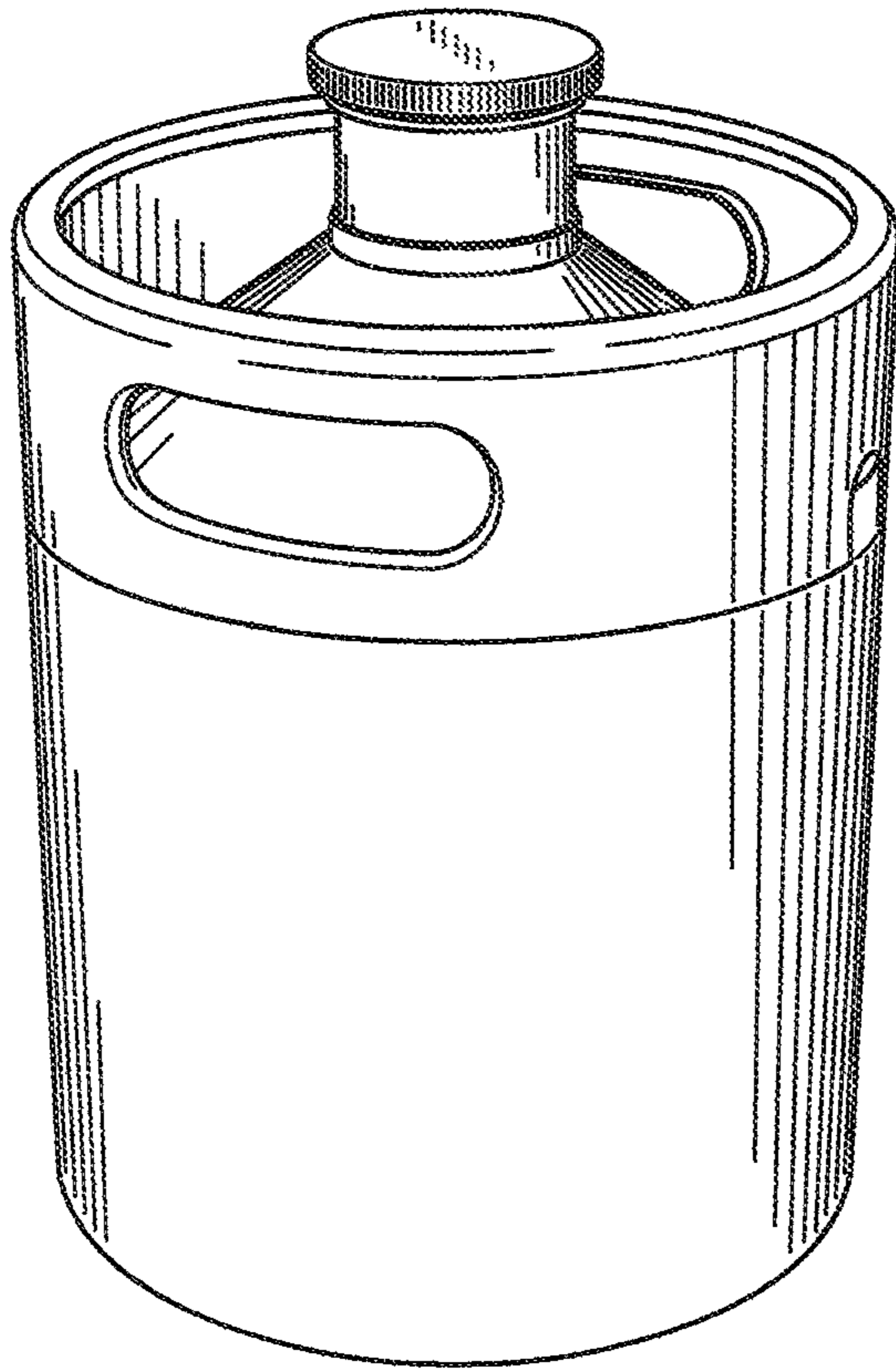


FIG. 1

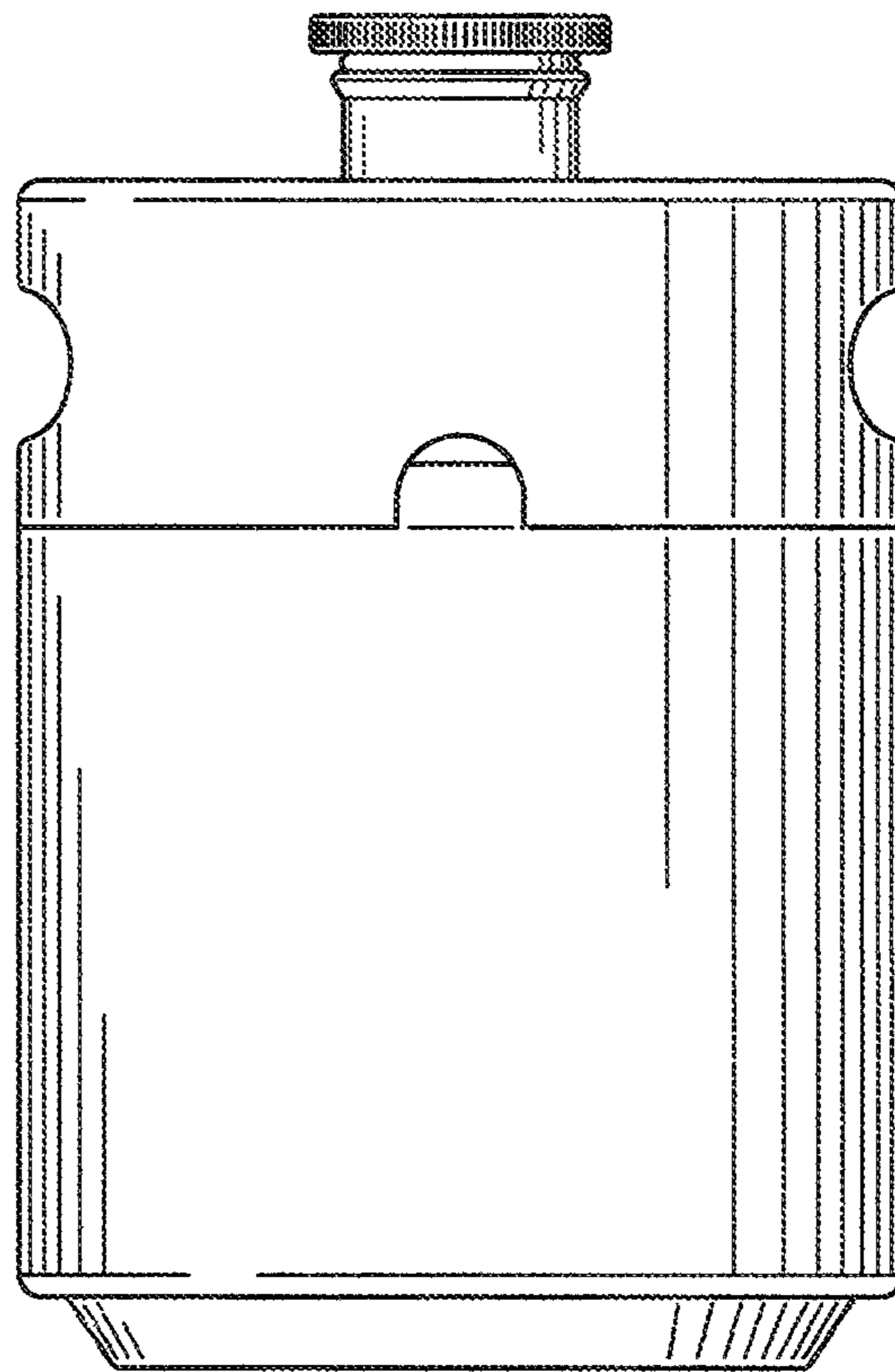


FIG. 2

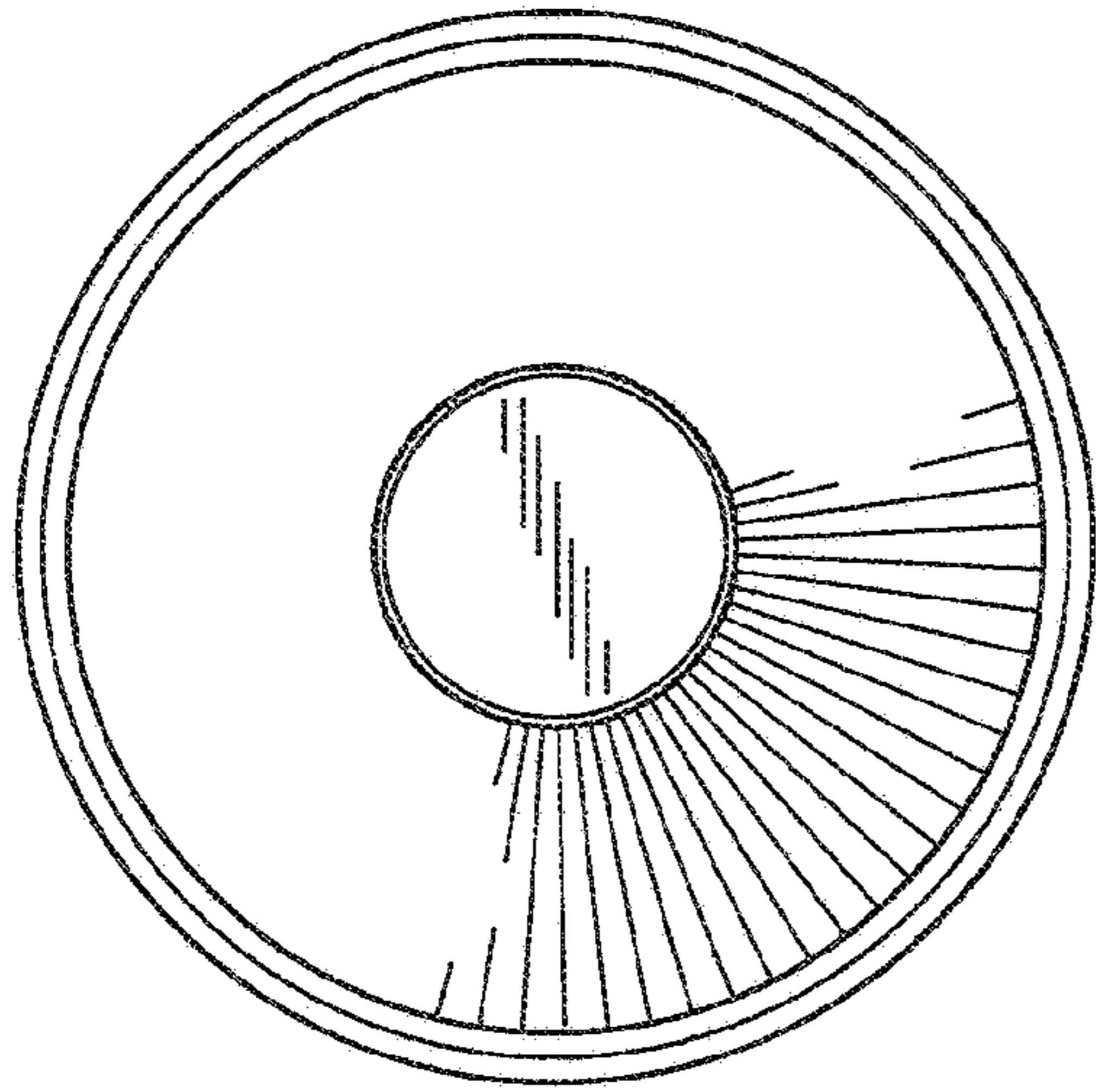


FIG. 4

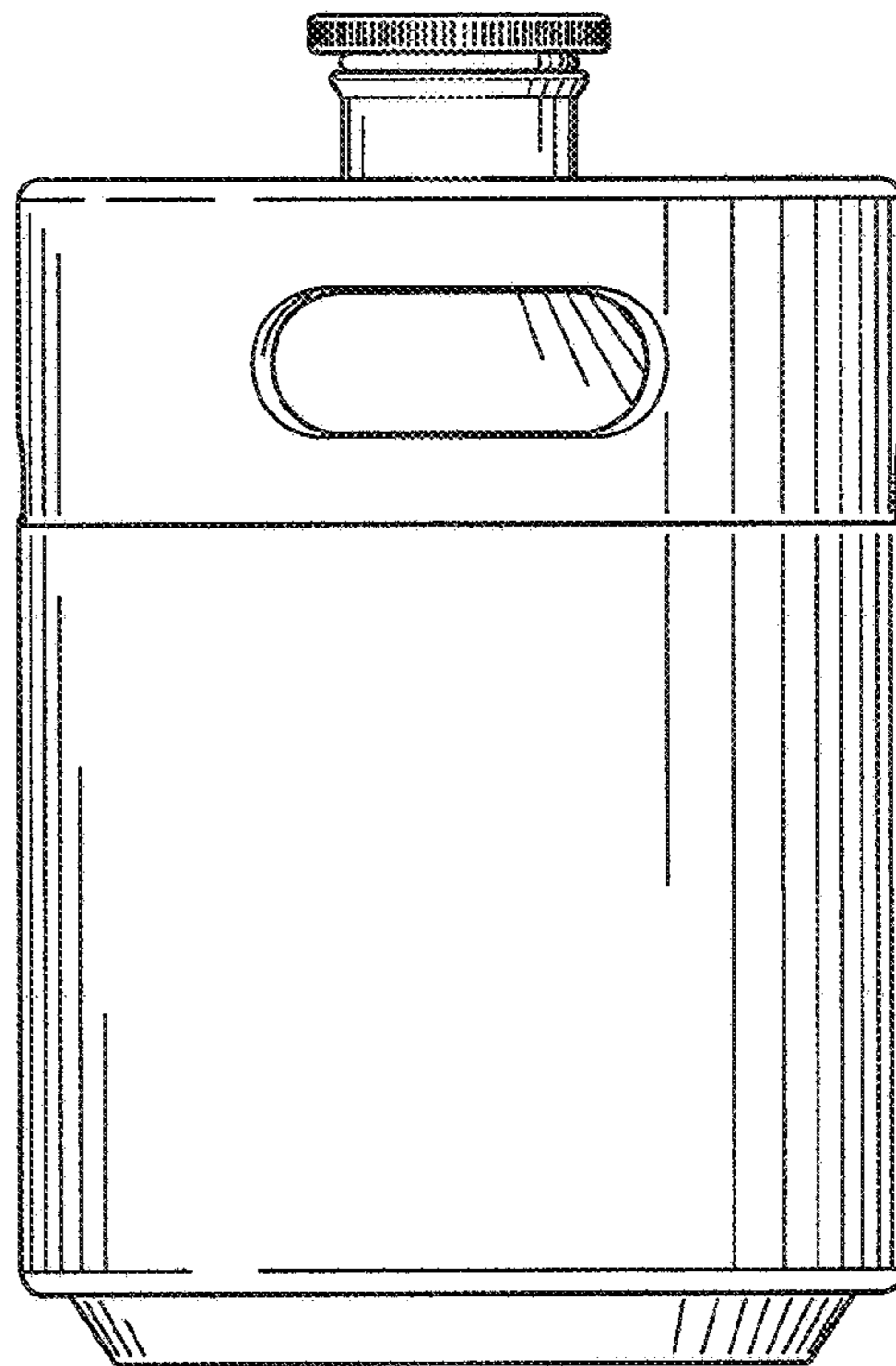


FIG. 3

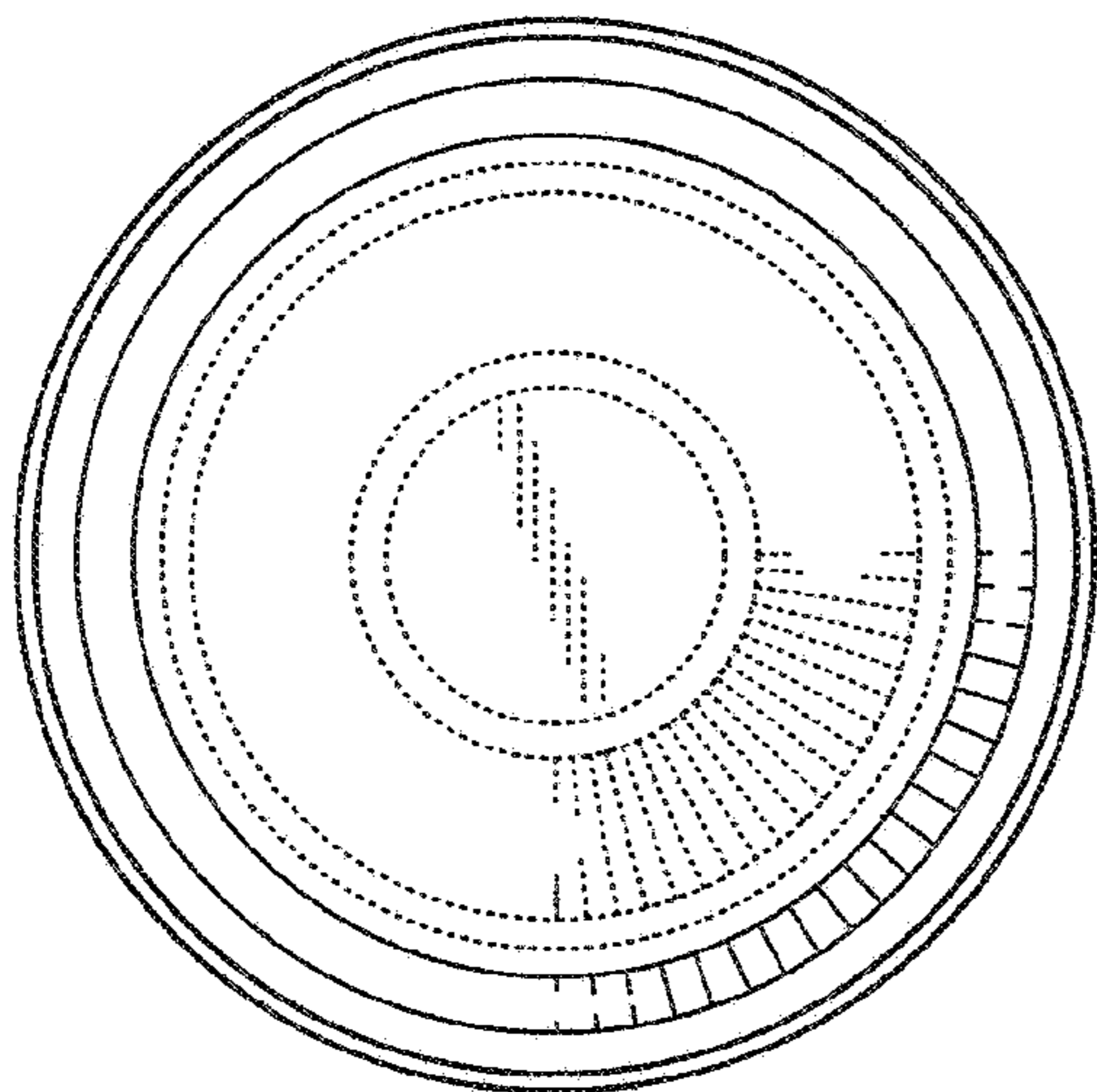


FIG. 5