



US00D735418S

(12) **United States Design Patent**
De Castro

(10) **Patent No.:** **US D735,418 S**
(45) **Date of Patent:** **** Jul. 28, 2015**

(54) **FACE MASK**

(71) Applicant: **Marcial Fernando De Castro**, Hialeah, FL (US)

(72) Inventor: **Marcial Fernando De Castro**, Hialeah, FL (US)

(**) Term: **14 Years**

(21) Appl. No.: **29/475,213**

(22) Filed: **Dec. 2, 2013**

Related U.S. Application Data

(63) Continuation-in-part of application No. 14/072,035, filed on Nov. 5, 2013.

(51) **LOC (10) Cl.** **16-06**

(52) **U.S. Cl.**
USPC **D29/108**; D29/122; D16/301; D21/660

(58) **Field of Classification Search**
USPC D16/101, 300-342, 900; D29/109-110, D29/108, 122; 351/41, 44, 51-52, 62, 158, 351/92, 103-123, 140-153, 63, 59, 45-46; 2/426-432, 447-449, 441, 434-437, 2/13, 15; D21/483, 659-661; D14/372; D24/110.1; D28/9

CPC G02C 2200/08; G02C 1/06; G02C 5/14; G01C 5/16

See application file for complete search history.

(56) **References Cited**

U.S. PATENT DOCUMENTS

2,716,981 A * 9/1955 More D29/108
3,211,146 A * 10/1965 Rodelli D29/108

3,499,446 A * 3/1970 Tsuneizumi et al. D28/8
D251,258 S * 3/1979 Power D24/189
D335,937 S * 5/1993 Owens D29/110
D358,685 S * 5/1995 Rounder D29/108
5,538,013 A 7/1996 Brannon
D485,874 S * 1/2004 Reitz D21/660
6,758,215 B2 7/2004 Begum
D494,644 S * 8/2004 Quinn D21/660
7,004,167 B2 2/2006 Cheng
D523,492 S * 6/2006 Saruhashi D21/660
7,311,105 B2 12/2007 Plummer, Jr. et al.
D570,541 S * 6/2008 Ohnishi et al. D28/9
D601,210 S * 9/2009 Woye et al. D21/660
D630,376 S * 1/2011 Yamamoto D28/7
D715,454 S * 10/2014 Riggons et al. D24/208
2003/0047186 A1 3/2003 Dyer
2005/0081856 A1 4/2005 Cheng
2006/0107959 A1 5/2006 Plummer, Jr. et al.
2009/0145434 A1 6/2009 Herrmann

* cited by examiner

Primary Examiner — Raphael Barkai

(74) *Attorney, Agent, or Firm* — Luca D'Ottone; KB Patents


(57) **CLAIM**

The ornamental design for a face mask, as shown and described.

DESCRIPTION

FIG. 1 is a front elevation view of a face mask, showing my new design; and,
FIG. 2 is a back elevation view thereof.
The area within the dashed lines is not part of the claimed design.

1 Claim, 2 Drawing Sheets



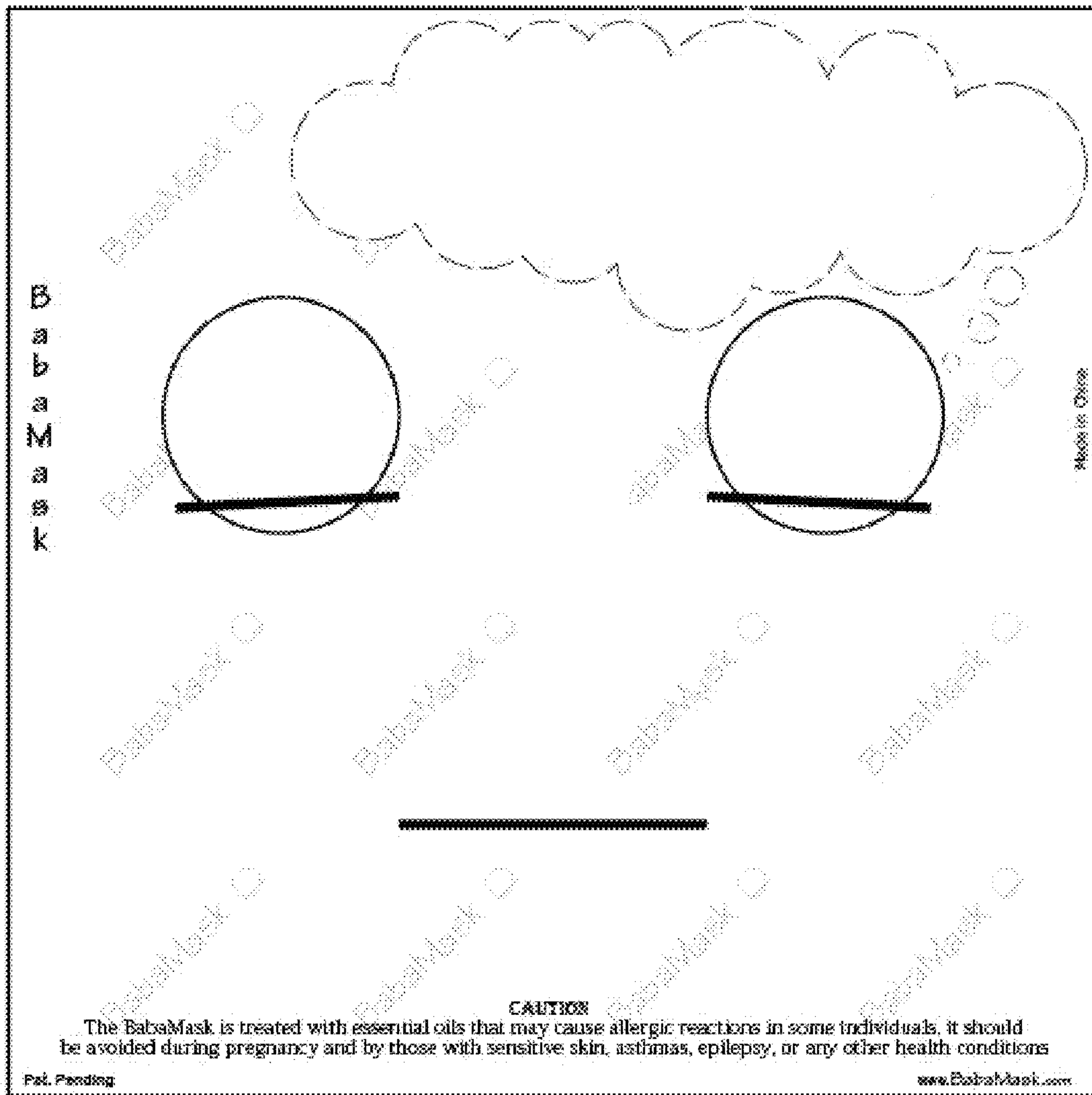


FIG. 1




FIG. 2