



US00D735399S

(12) **United States Design Patent**
Liu

(10) **Patent No.:** **US D735,399 S**
(45) **Date of Patent:** **** Jul. 28, 2015**

- (54) **CANDLE LIGHT HOLDER**
- (71) Applicant: **Jerry Lee**, Dongguan, Guangdong Province (CN)
- (72) Inventor: **Changrong Liu**, Dongguan (CN)
- (73) Assignee: **Jerry Lee**, Dongguan, Guangdong Province (CN)

7,824,051	B2 *	11/2010	Walter et al.	362/101
D632,002	S *	2/2011	Dye	D26/73
7,997,772	B2 *	8/2011	Avtzon et al.	362/392
8,070,319	B2 *	12/2011	Schnuckle et al.	362/249.02
8,132,936	B2 *	3/2012	Patton et al.	362/249.02
8,371,740	B2 *	2/2013	Pestl et al.	362/643
8,579,461	B2 *	11/2013	Fournier et al.	362/183
8,628,208	B1 *	1/2014	Yang	362/161
8,789,986	B2 *	7/2014	Li	362/393
8,840,281	B2 *	9/2014	Chartrand	362/360
8,894,261	B2 *	11/2014	Chen	362/569

- (**) Term: **14 Years**
- (21) Appl. No.: **29/485,666**
- (22) Filed: **Mar. 21, 2014**

- (30) **Foreign Application Priority Data**
Nov. 5, 2013 (CN) 2013 3 0527387
- (51) **LOC (10) Cl.** **26-03**
- (52) **U.S. Cl.**
USPC **D26/96**
- (58) **Field of Classification Search**
USPC D26/5, 6, 73, 93-112, 142; 362/392,
362/810, 161
CPC F21S 6/001; F21S 6/002; F21S 8/06
See application file for complete search history.

- (56) **References Cited**
U.S. PATENT DOCUMENTS
2,541,725 A * 2/1951 Sundell 431/126
3,208,245 A * 9/1965 Turner 431/292
3,753,643 A * 8/1973 Golden 431/126
6,198,229 B1 * 3/2001 McCloud et al. 315/185 R
D488,582 S * 4/2004 Connelly et al. D26/96
6,960,076 B2 * 11/2005 Yu 431/253
7,387,411 B1 * 6/2008 Tsai 362/392

OTHER PUBLICATIONS

“Flickering Flame” LED wax candle from Brookstone.com visited on Feb. 19, 2015. Item reviewed by online customer on Mar. 4, 2012. (2 pages).*

* cited by examiner



Primary Examiner — Clare E Heflin
(74) *Attorney, Agent, or Firm* — Jackson IPG PLLC; Demian K. Jackson

(57) **CLAIM**
The ornamental design for a candle light holder, as shown and described.

DESCRIPTION

FIG. 1 is a front side perspective view of a candle light holder showing my new design;
FIG. 2 is a front elevational view thereof;
FIG. 3 is a rear elevational view thereof;
FIG. 4 is a left side elevational view thereof;
FIG. 5 is a right side elevational view thereof; and,
FIG. 6 is a top plan view thereof.
The bottom of the candle light holder forms no part of the claimed design and is therefore omitted.

1 Claim, 4 Drawing Sheets






FIG. 1




FIG. 2




FIG. 3




FIG. 4




FIG. 5




FIG. 6