



US00D735391S

(12) **United States Design Patent**
Blessitt et al.

(10) **Patent No.:** **US D735,391 S**
(45) **Date of Patent:** **** Jul. 28, 2015**

(54) **EDGE-LIT BLADE LUMINAIRE**
(71) Applicants: **James Blessitt**, Peachtree City, GA
(US); **Jose Antonio Laso**, Newnan, GA
(US)

D593,246 S 5/2009 Fowler
D608,932 S 1/2010 Castelli
D633,247 S 2/2011 Kong et al.
D653,376 S 1/2012 Kong et al.

(Continued)

(72) Inventors: **James Blessitt**, Peachtree City, GA
(US); **Jose Antonio Laso**, Newnan, GA
(US)

FOREIGN PATENT DOCUMENTS

CN 1371018 9/2002
WO WO 2012030387 3/2012

(73) Assignee: **Cooper Technologies Company**,
Houston, TX (US)

OTHER PUBLICATIONS

International Search Report for PCT/US2014/026500, mailed Aug.
7, 2014.

(**) Term: **14 Years**

(Continued)

(21) Appl. No.: **29/483,089**

(22) Filed: **Feb. 25, 2014**

Primary Examiner — George D Kirschbaum

(51) **LOC (10) Cl.** **26-03**

Assistant Examiner — Natasha Vujcic

(52) **U.S. Cl.**
USPC **D26/76; D26/74**

(74) *Attorney, Agent, or Firm* — King & Spalding LLP

(58) **Field of Classification Search**
USPC D26/3, 24, 35, 39, 42, 71, 72, 74, 75,
D26/76, 78, 79, 80, 81, 82, 83, 85, 86, 88,
D26/90, 113, 118, 119, 120, 121, 122, 138;
362/23.07, 23.09, 23.16, 217.01,
362/217.02, 217.05, 217.08, 217.09, 218,
362/249.02, 260, 311.02, 555, 612, 614,
362/800
CPC F21S 2/00; F21S 4/00; F21S 4/003;
F21S 4/005; F21S 4/006; F21S 4/007; F21S
4/008; F21S 6/00; F21S 8/00; F21S 8/024;
F21S 8/026; F21S 8/031; F21S 8/033; F21S
8/035–8/037; F21S 8/04; F21S 8/043; F21S
8/063

(57) **CLAIM**

The ornamental design for an edge-lit blade luminaire, as
shown and described.

See application file for complete search history.

DESCRIPTION

This application is related to U.S. patent application Ser. No.
29/481,306, filed Feb. 4, 2014 and titled “Edgelit Blade
Luminaire,” which is a continuation application of U.S.
patent application Ser. No. 29/452,824, filed Apr. 22, 2013,
titled “Edgelit Blade Luminaire”.

FIG. 1 is a top perspective view of an edge-lit blade luminaire,
showing our new design;
FIG. 2 is a bottom perspective view thereof;
FIG. 3 is a top plan view thereof;
FIG. 4 is a bottom plan view thereof;
FIG. 5 is a left side elevation view thereof;
FIG. 6 is a right side elevation view thereof;
FIG. 7 is a front side elevation view thereof; and,
FIG. 8 is a rear side elevation view thereof.

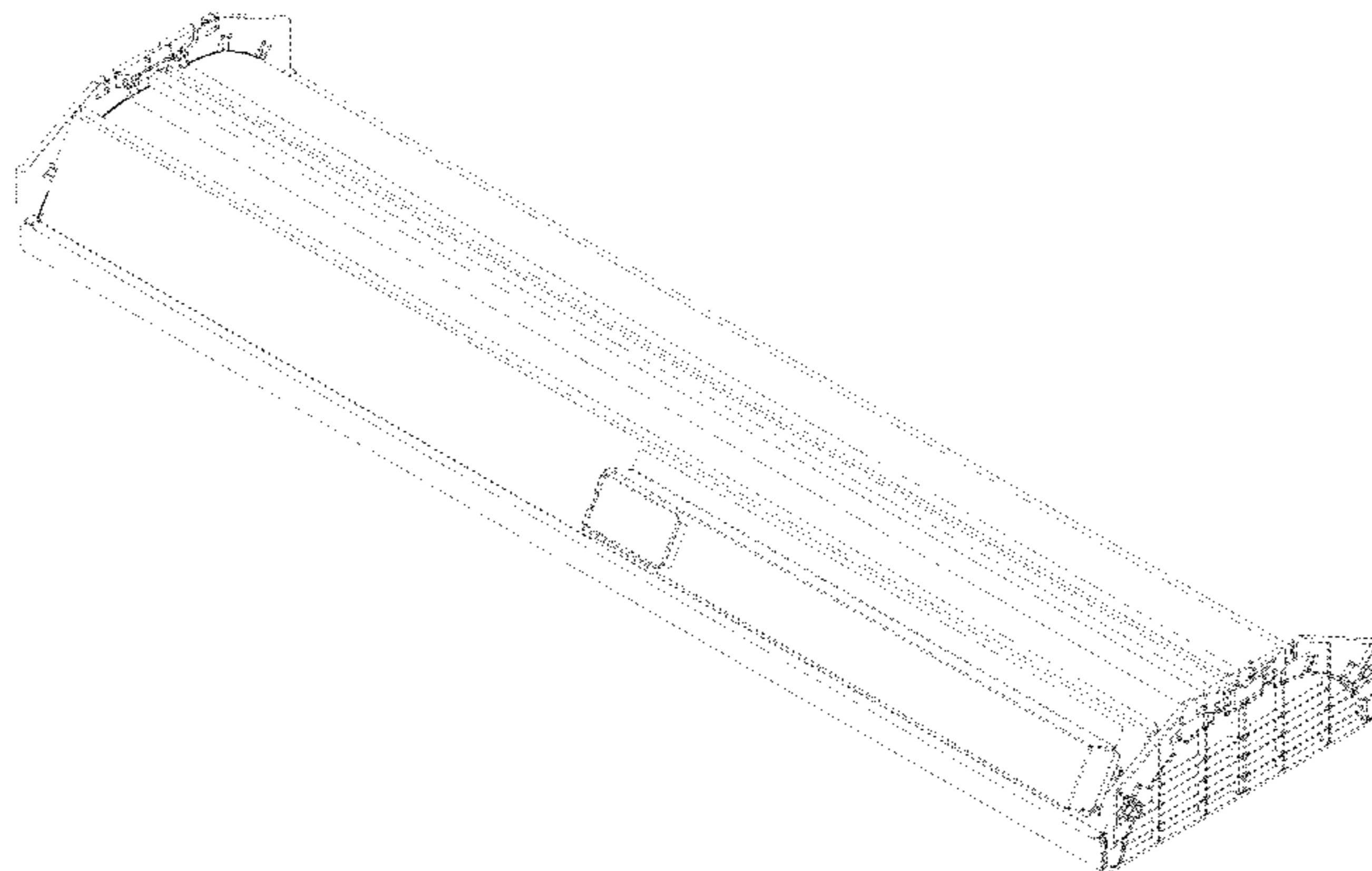
The broken lines in the drawings illustrate portions of the
edge-lit blade luminaire and form no part of the claimed
design.

(56) **References Cited**

U.S. PATENT DOCUMENTS

D386,804 S 11/1997 Engel
5,988,836 A 11/1999 Swarens
D477,891 S * 7/2003 Fritze et al. D26/76
D496,121 S 9/2004 Santoro

1 Claim, 4 Drawing Sheets



(56)

References Cited

U.S. PATENT DOCUMENTS

8,128,256 B2 3/2012 Kim et al.
 D664,699 S 7/2012 Nakahira et al.
 8,232,724 B2 7/2012 Mostoller et al.
 D665,119 S 8/2012 Bryant
 D667,983 S 9/2012 Pickard et al.
 D672,079 S 12/2012 Kong et al.
 D673,711 S 1/2013 Pickard et al.
 D675,364 S 1/2013 Watt
 D677,820 S 3/2013 Mayfield et al.
 D678,597 S 3/2013 Lehman et al.
 D681,872 S 5/2013 Kong et al.
 D685,942 S * 7/2013 Duquette et al. D26/74
 D696,449 S 12/2013 Boyer et al.
 D698,969 S * 2/2014 Johns et al. D26/74
 D698,973 S 2/2014 Santoro et al.
 D698,975 S 2/2014 Blessitt et al.
 D699,386 S 2/2014 Park et al.
 D701,988 S * 4/2014 Clements D26/74

D705,974 S * 5/2014 Blessitt et al. D26/74
 D707,873 S * 6/2014 Boyer et al. D26/74
 D714,988 S * 10/2014 Park et al. D26/74
 2008/0055534 A1 3/2008 Kawano
 2009/0103327 A1 4/2009 Iwasaki et al.
 2010/0271841 A1 10/2010 Kim
 2011/0176306 A1 7/2011 Kim et al.
 2012/0182713 A1 7/2012 Bretschneider
 2013/0051067 A1 2/2013 Chen
 2013/0194820 A1 * 8/2013 Pickard et al. 362/247
 2013/0208457 A1 8/2013 Durkee et al.
 2013/0294053 A1 * 11/2013 Marquardt et al. 362/145
 2013/0307420 A1 11/2013 Yoder et al.
 2014/0036533 A1 2/2014 Smith-Gillespie
 2014/0268869 A1 * 9/2014 Blessitt et al. 362/607

OTHER PUBLICATIONS

Cooper Lighting by Eaton, Encounter and Skyridge Series; Recessed LED Luminaires; Feb. 2014.

* cited by examiner

FIG. 1

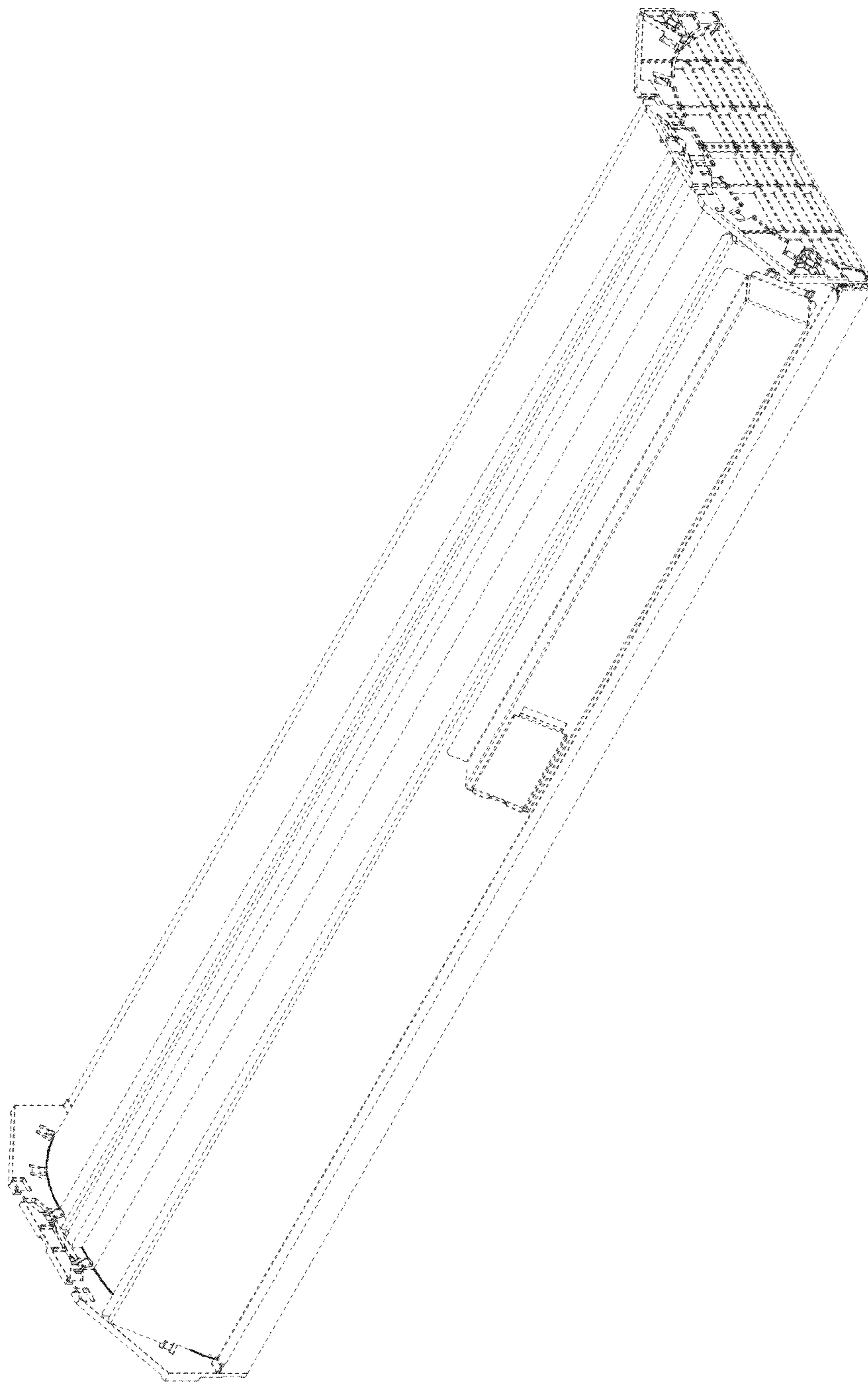


FIG. 2

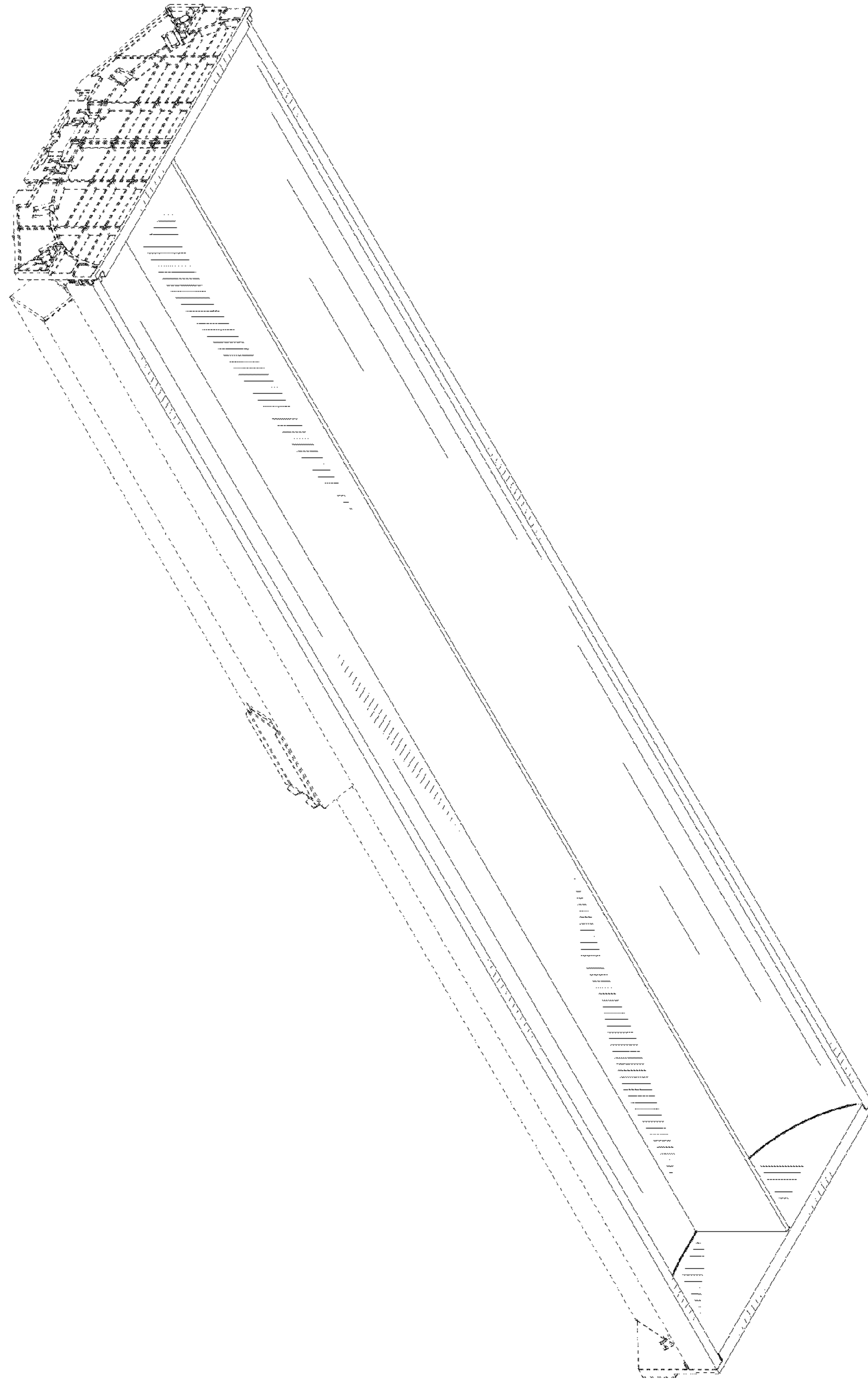


FIG. 3

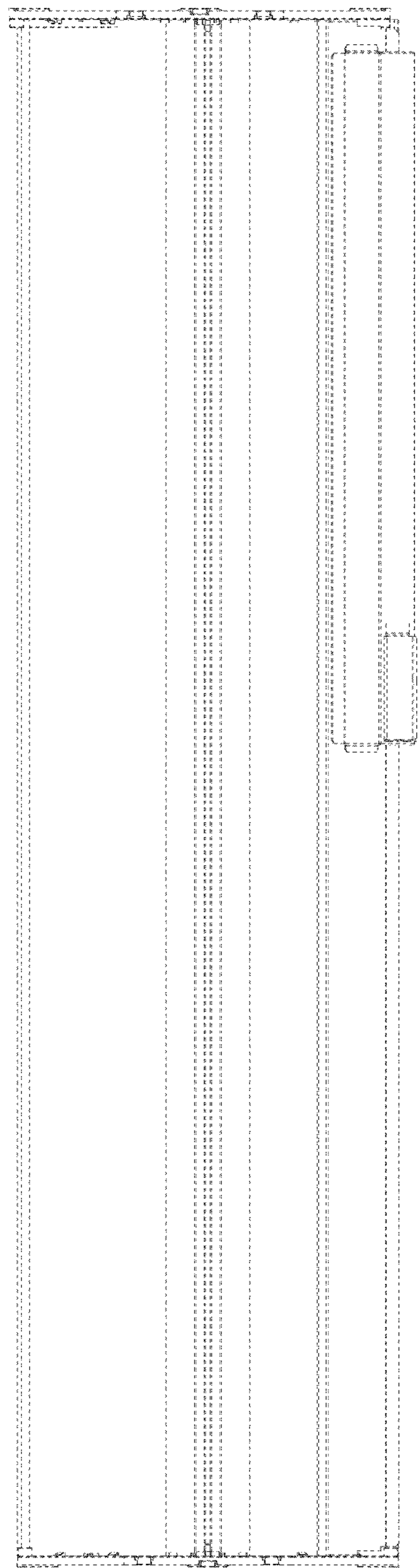


FIG. 4




FIG. 5

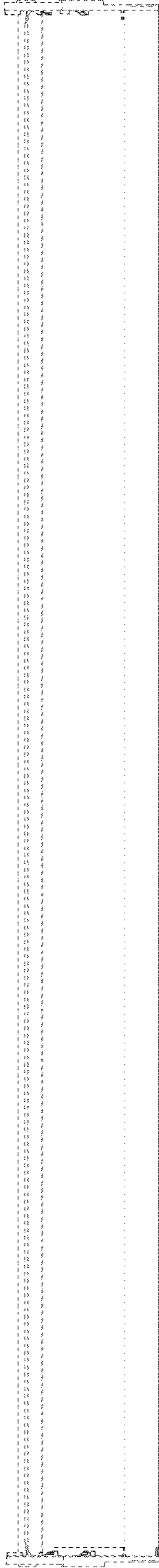


FIG. 6

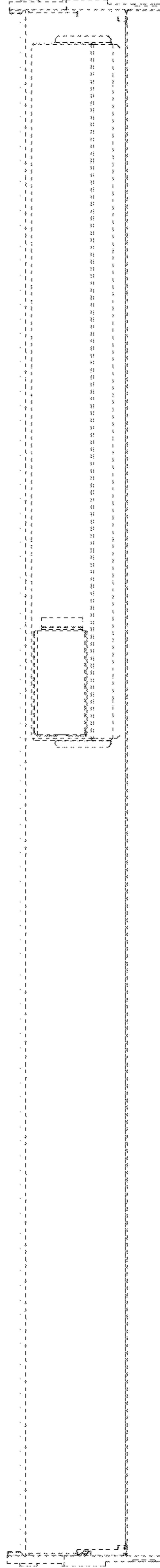


FIG. 7

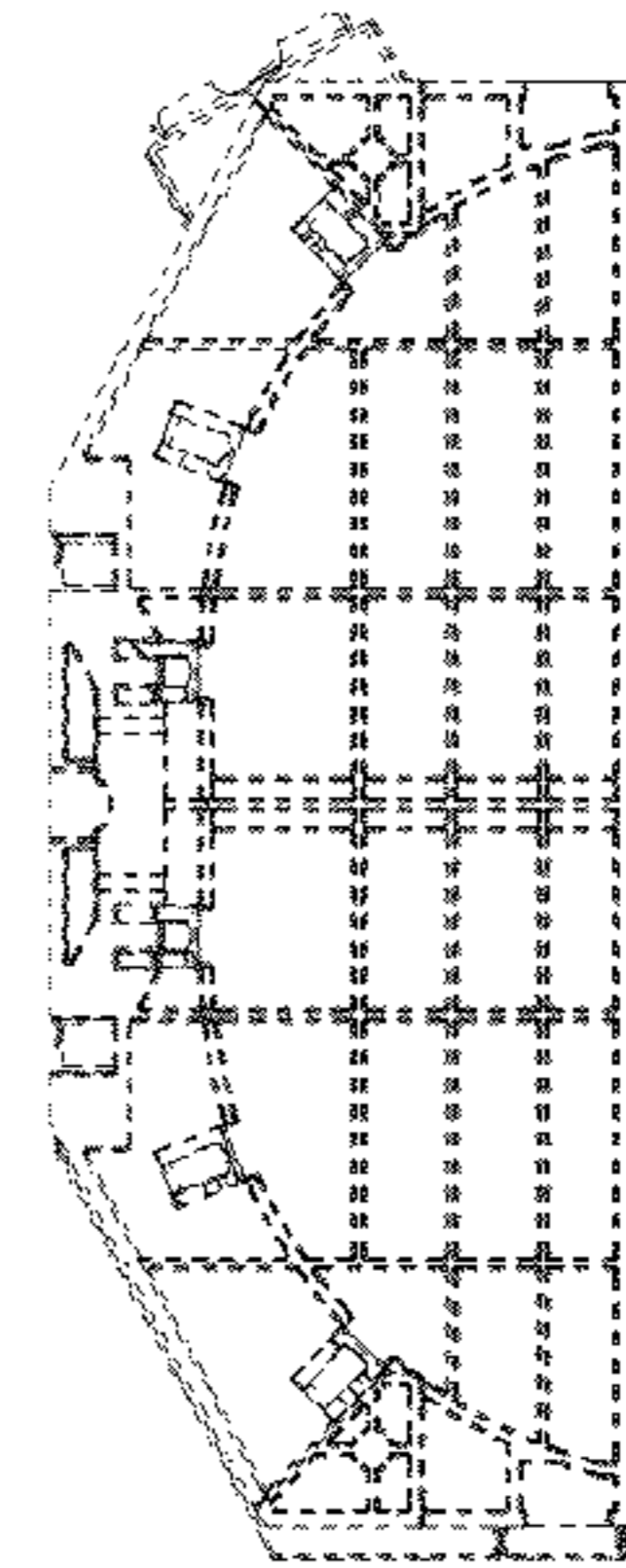


FIG. 8

