

US00D735375S

(12) **United States Design Patent**
Wang et al.

(10) **Patent No.:** **US D735,375 S**
(45) **Date of Patent:** **** Jul. 28, 2015**

(54) **LED LAMP**
(71) Applicant: **TAIWAN-N LIGHTING CORPORATION LTD.**, Taipei (TW)
(72) Inventors: **Tai-Kuang Wang**, Taipei (TW);
Yu-Wen Cheng, Taipei (TW);
Shih-Hsuan Yang, Taipei (TW)
(73) Assignee: **TAIWAN-N LIGHTING CORPORATION LTD.**, Taipei (TW)

D656,252 S * 3/2012 Engl et al. D26/2
D687,174 S * 7/2013 Hsu et al. D26/2
D688,820 S * 8/2013 Yang et al. D26/2
D694,916 S * 12/2013 Su D26/2
D719,684 S * 12/2014 Grajcar D26/2
2011/0221325 A1* 9/2011 Luo 313/46
2011/0254421 A1* 10/2011 Thomas 313/46

* cited by examiner

Primary Examiner — Ian Simmons
Assistant Examiner — Harold Blackwell, II
(74) *Attorney, Agent, or Firm* — Li & Cai Intellectual Property (USA) Office

(**) Term: **14 Years**

(21) Appl. No.: **29/485,422**

(22) Filed: **Mar. 19, 2014**

(51) **LOC (10) Cl.** **26-04**

(52) **U.S. Cl.**
USPC **D26/2**

(58) **Field of Classification Search**
USPC D26/1-4; 313/313, 315, 316, 317, 318,
313/493, 636; 315/52, 53, 56, 57, 58;
362/294, 373, 327; D13/179
CPC F21K 9/00; F21K 9/13
See application file for complete search history.

(56) **References Cited**

U.S. PATENT DOCUMENTS

7,319,293 B2 * 1/2008 Maxik 313/636
D645,996 S * 9/2011 Wey et al. D26/2


(57) **CLAIM**

The ornamental design for a “LED lamp,” as shown and described.

DESCRIPTION

FIG. 1 is a perspective view of a LED lamp showing my new design;
FIG. 2 is a front view thereof;
FIG. 3 is a rear view thereof;
FIG. 4 is a left side view thereof;
FIG. 5 is a right side view thereof;
FIG. 6 is a top view thereof;
FIG. 7 is a bottom view thereof; and,
FIG. 8 is a perspective view viewed from another visual angle.

1 Claim, 8 Drawing Sheets



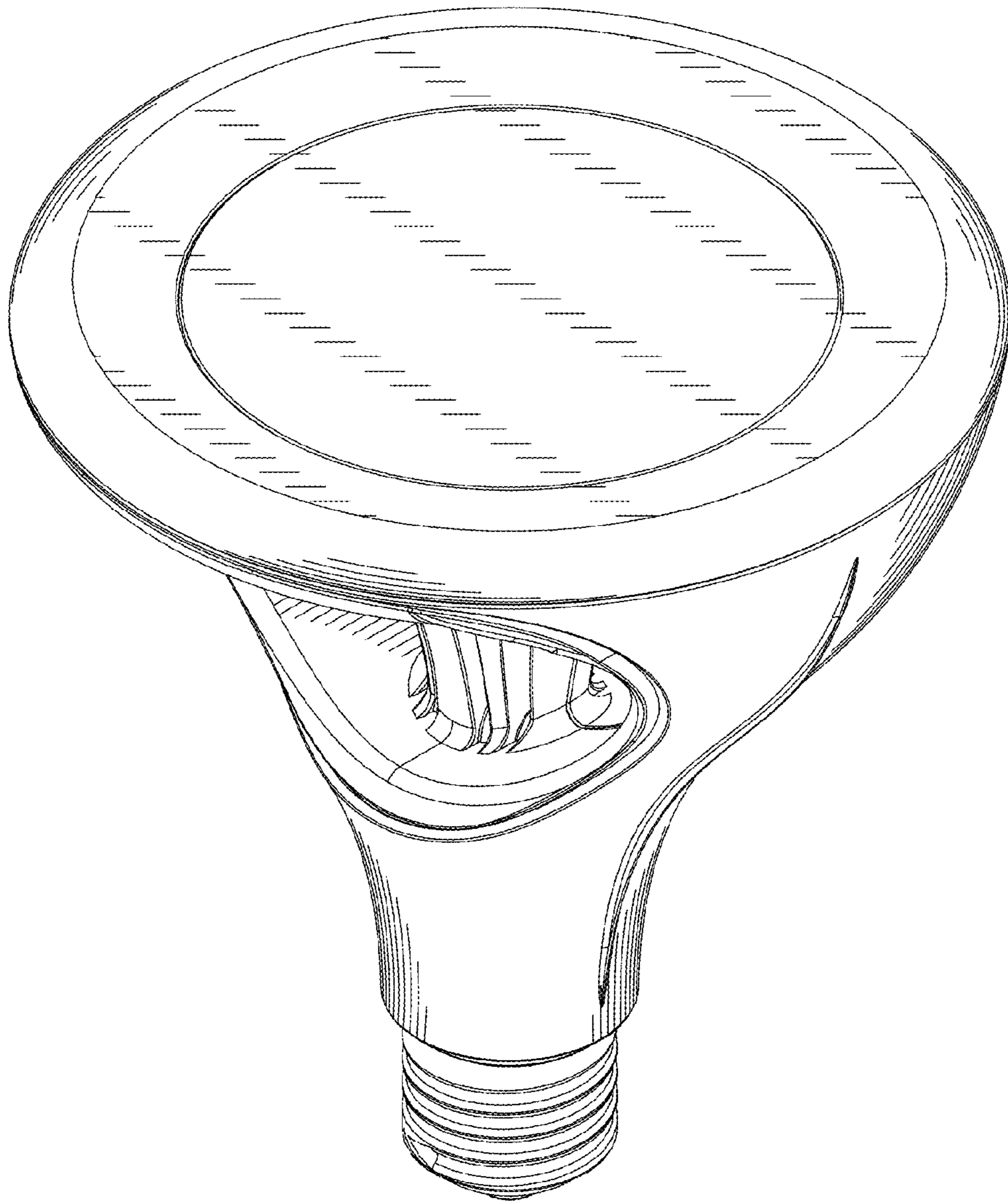


FIG.1




FIG. 2




FIG.3

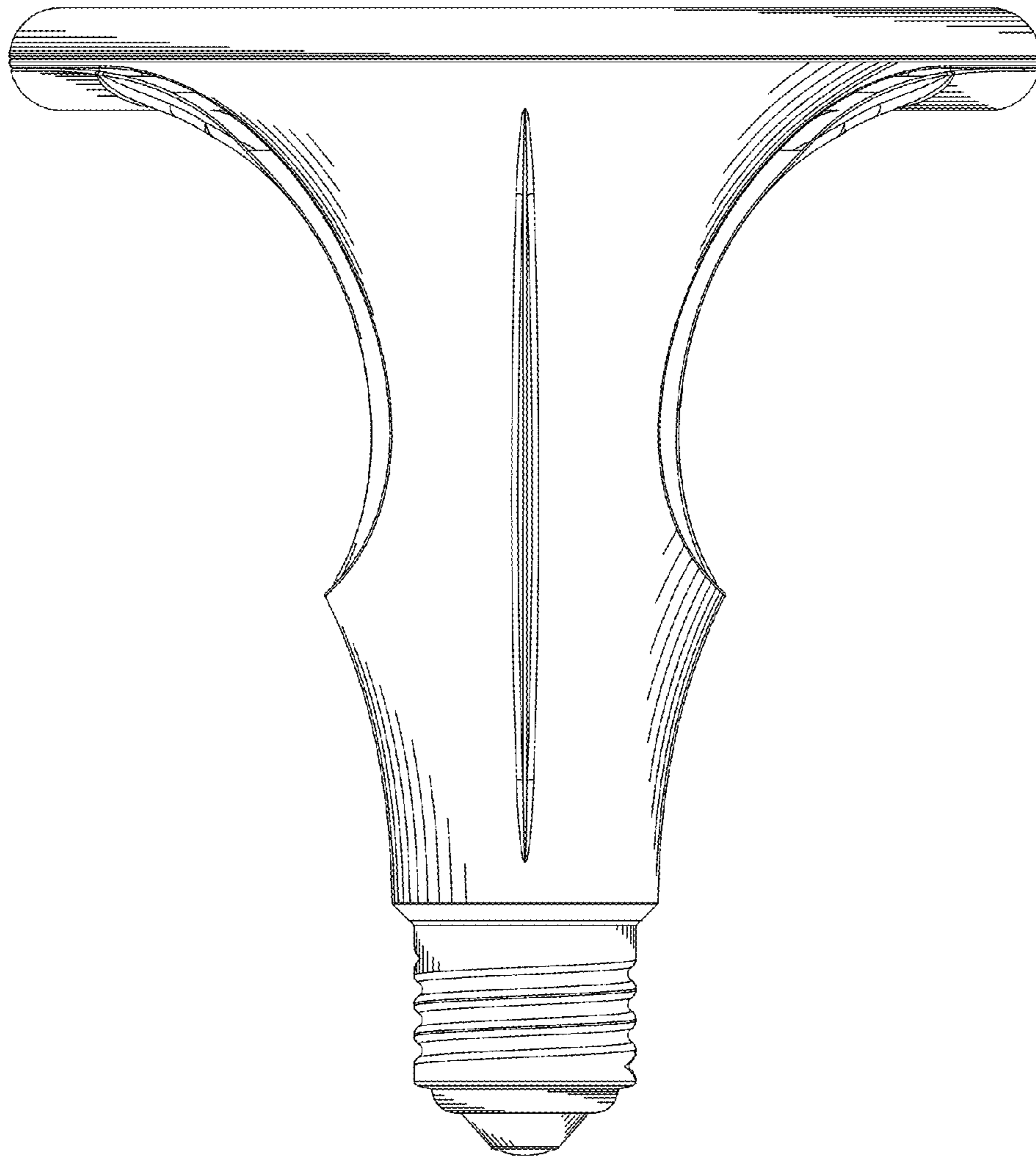


FIG. 4

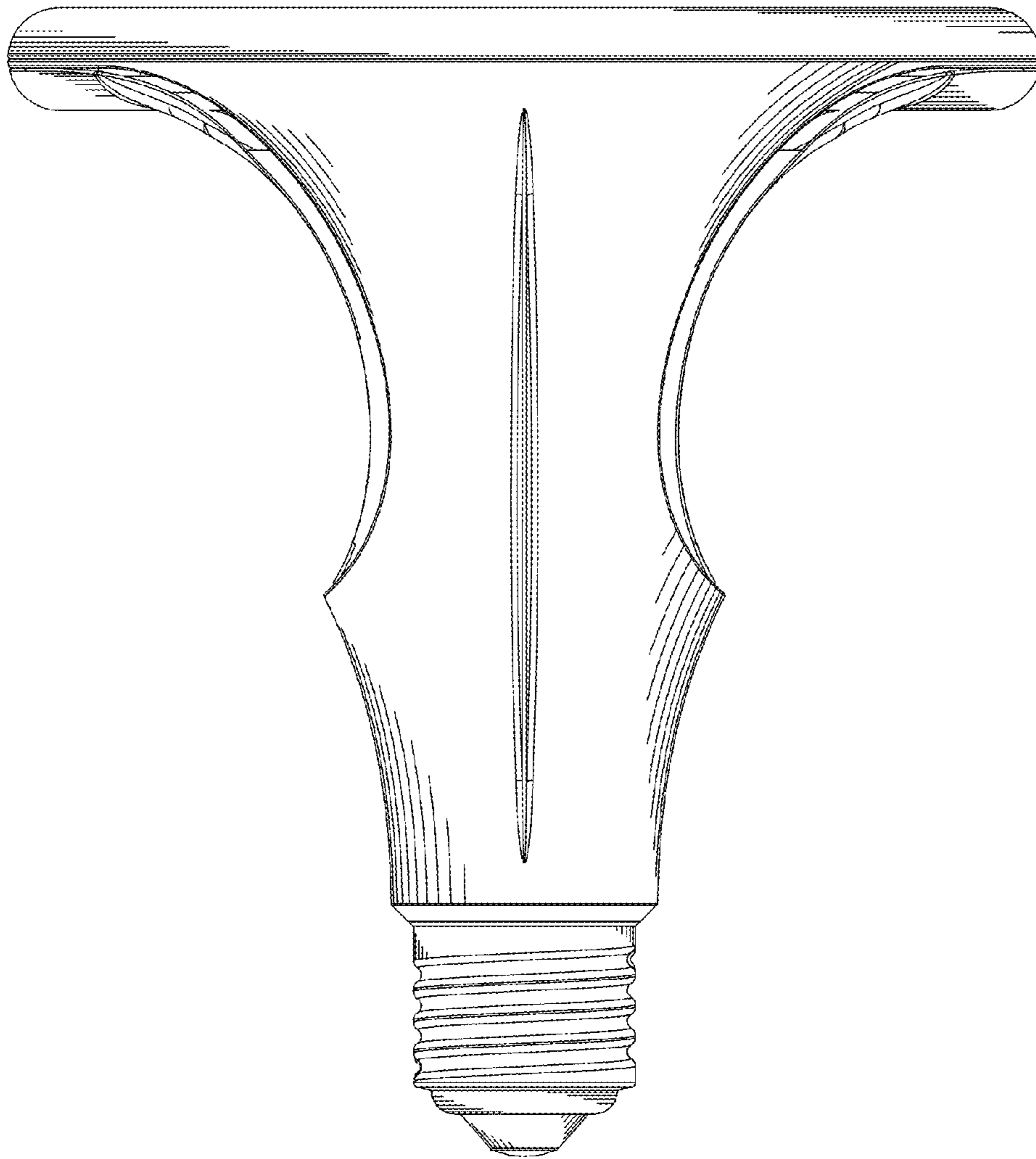


FIG. 5

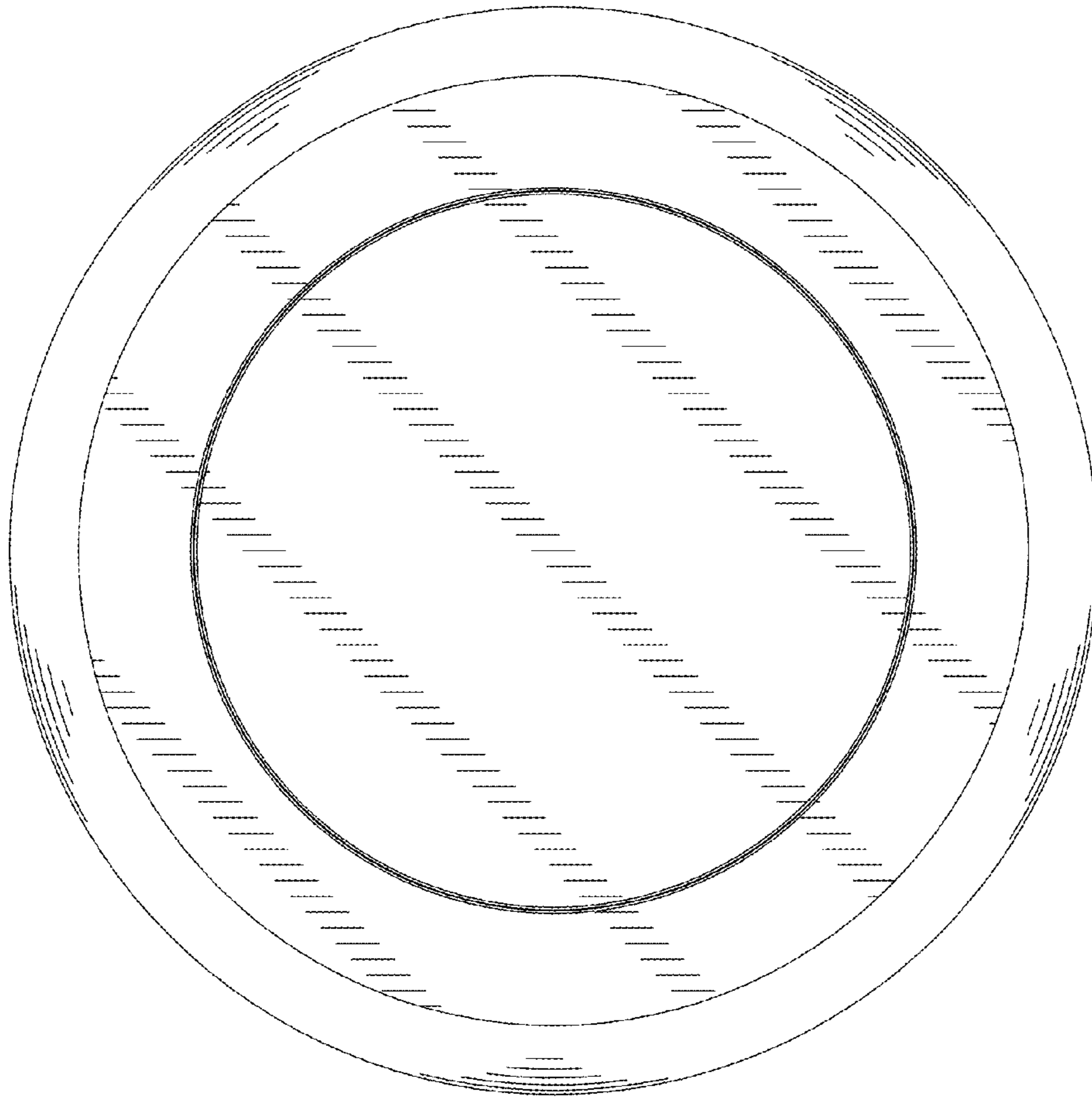


FIG.6

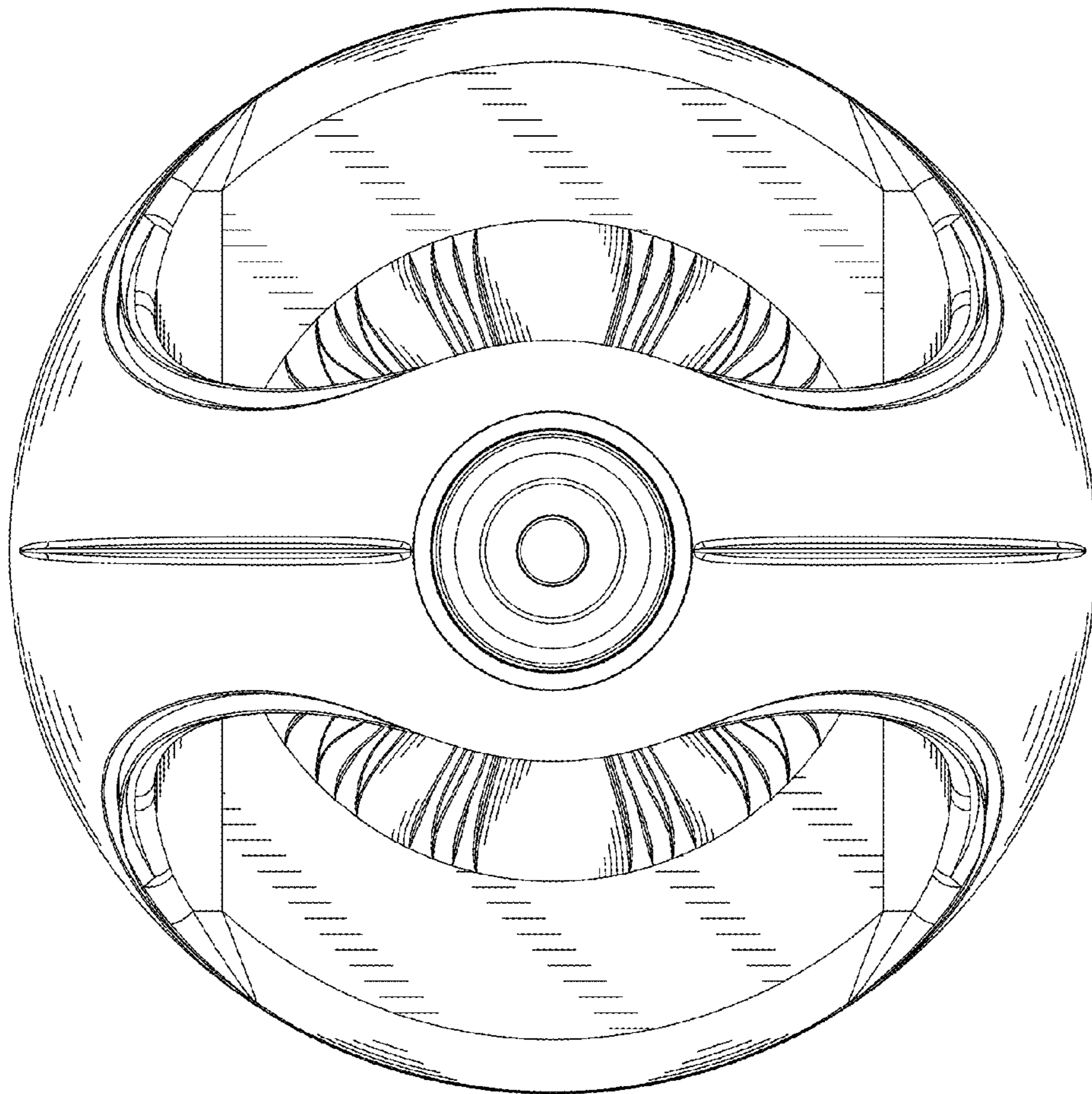


FIG.7




FIG.8