



US00D735351S

(12) **United States Design Patent**  
**Laverack et al.**

(10) **Patent No.:** **US D735,351 S**  
(45) **Date of Patent:** **\*\* Jul. 28, 2015**

(54) **TESTING APPARATUS WITH DISPLAY**

(71) Applicant: **SPD Swiss Precision Diagnostics GmbH**, Geneva (CH)

(72) Inventors: **Paul Laverack**, Leighton Buzzard (GB);  
**James Gani**, Harrold (GB)

(73) Assignee: **SPD SWISS PRECISION DIAGNOSTICS GMBH**, Geneva (CH)

(\*\*) Term: **14 Years**

(21) Appl. No.: **29/455,495**

(22) Filed: **May 21, 2013**

(30) **Foreign Application Priority Data**

Apr. 10, 2013 (EM) ..... 001367304-0001  
Apr. 10, 2013 (EM) ..... 001367304-0002

(51) **LOC (10) Cl.** ..... **24-01**

(52) **U.S. Cl.**  
USPC ..... **D24/223**

(58) **Field of Classification Search**  
USPC ..... D24/169, 186, 216, 223–226, 231, 232;  
D10/81; 436/165, 169; 422/68.1, 82.1,  
422/400, 401, 402, 403  
See application file for complete search history.

(56) **References Cited**

**U.S. PATENT DOCUMENTS**

D379,662 S \* 6/1997 Pearson et al. .... D24/223  
D379,663 S \* 6/1997 Pearson et al. .... D24/223  
D491,274 S \* 6/2004 Dubniczki et al. .... D24/223  
D497,999 S \* 11/2004 Long ..... D24/223  
D530,825 S \* 10/2006 Lee et al. .... D24/223  
D531,735 S \* 11/2006 Lee et al. .... D24/223  
D536,798 S \* 2/2007 Lee et al. .... D24/223  
D548,359 S \* 8/2007 Illein et al. .... D24/223  
D557,815 S \* 12/2007 Lee et al. .... D24/223  
D570,490 S \* 6/2008 Laverack ..... D24/225  
D571,019 S \* 6/2008 Laverack ..... D24/225  
D571,020 S \* 6/2008 Laverack ..... D24/225

D574,966 S \* 8/2008 Laverack ..... D24/225  
D575,876 S \* 8/2008 Laverack ..... D24/225  
D575,877 S \* 8/2008 Laverack ..... D24/225  
D676,569 S \* 2/2013 Laverack et al. .... D24/223  
D698,457 S \* 1/2014 Canova et al. .... D24/223

\* cited by examiner

*Primary Examiner* — T. Chase Nelson

*Assistant Examiner* — Mark Cavanna

(74) *Attorney, Agent, or Firm* — Goodwin Procter LLP

(57) **CLAIM**

The ornamental design for a testing apparatus with display, as shown and described.

**DESCRIPTION**

This application relates to the subject matter of a design patent application identified by Ser. No. 29/455,497 and filed on the same day as the instant application, the entirety of which is hereby incorporated by reference herein. Particularly, the display corresponds with the display screen with animated graphical user interface depicted in the Ser. No. 29/455,497 design patent application.

FIG. 1 is a top view of a testing apparatus with display with the cap portion attached showing our new design;

FIG. 2 is a front view of the testing apparatus with display with the cap portion attached;

FIG. 3 is a perspective view of the testing apparatus with display and the cap removed;

FIG. 4 is a perspective view of the testing apparatus with display with the cap portion attached;

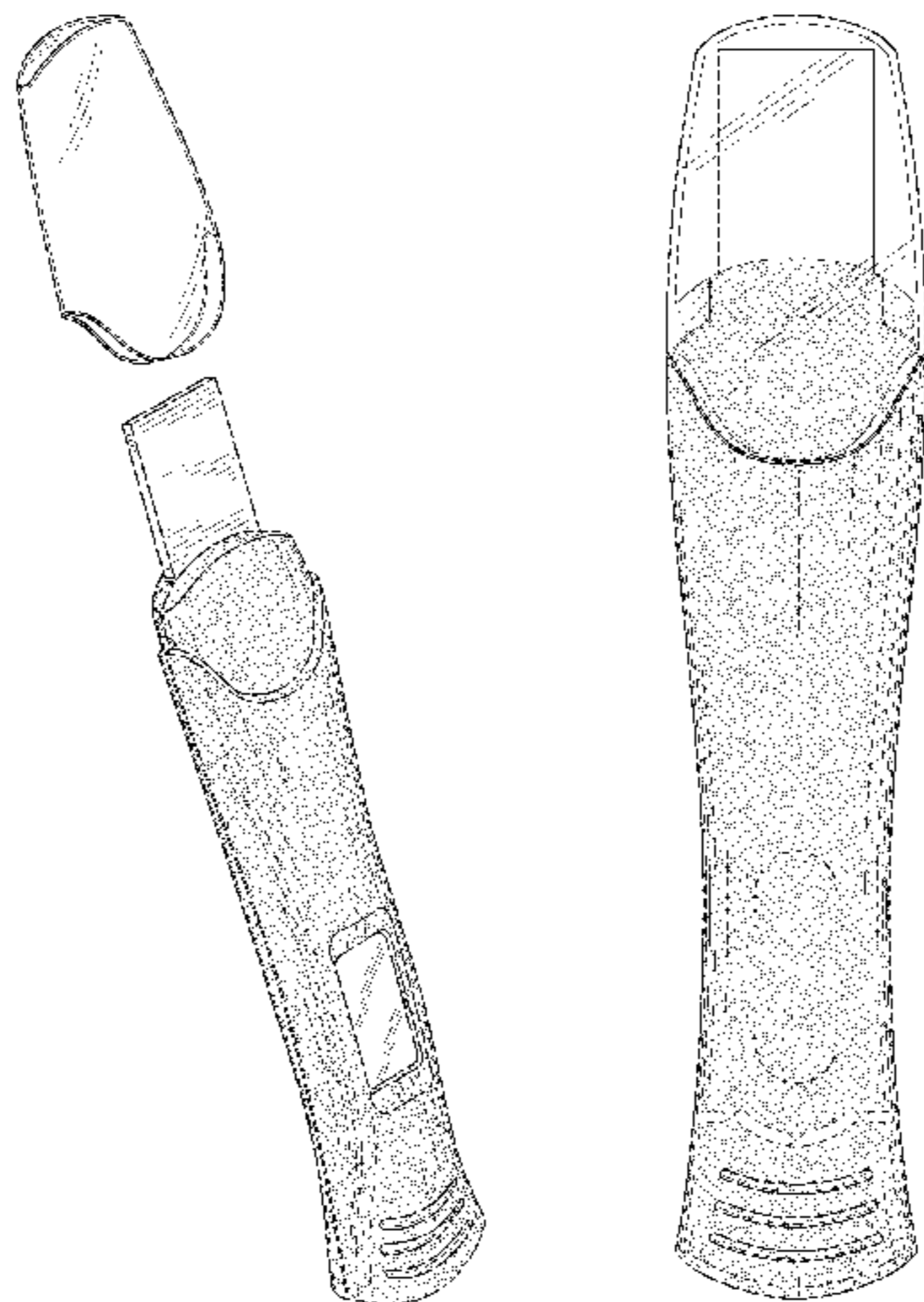
FIG. 5 is a bottom view of the testing apparatus with display with the cap portion attached;

FIG. 6 is a left side view of the testing apparatus with display with the cap portion attached, the right side view being a mirror image; and,

FIG. 7 is a rear view of the testing apparatus with display.

The broken lines in the drawings of the testing apparatus with display are included for the purpose of illustrating subject matter that forms no part of the claimed design.

**1 Claim, 4 Drawing Sheets**



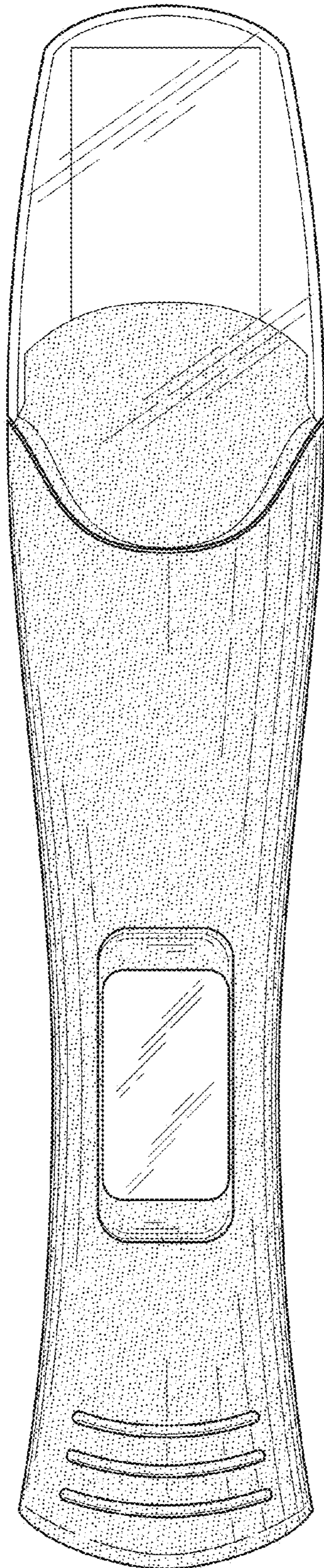


FIG. 1

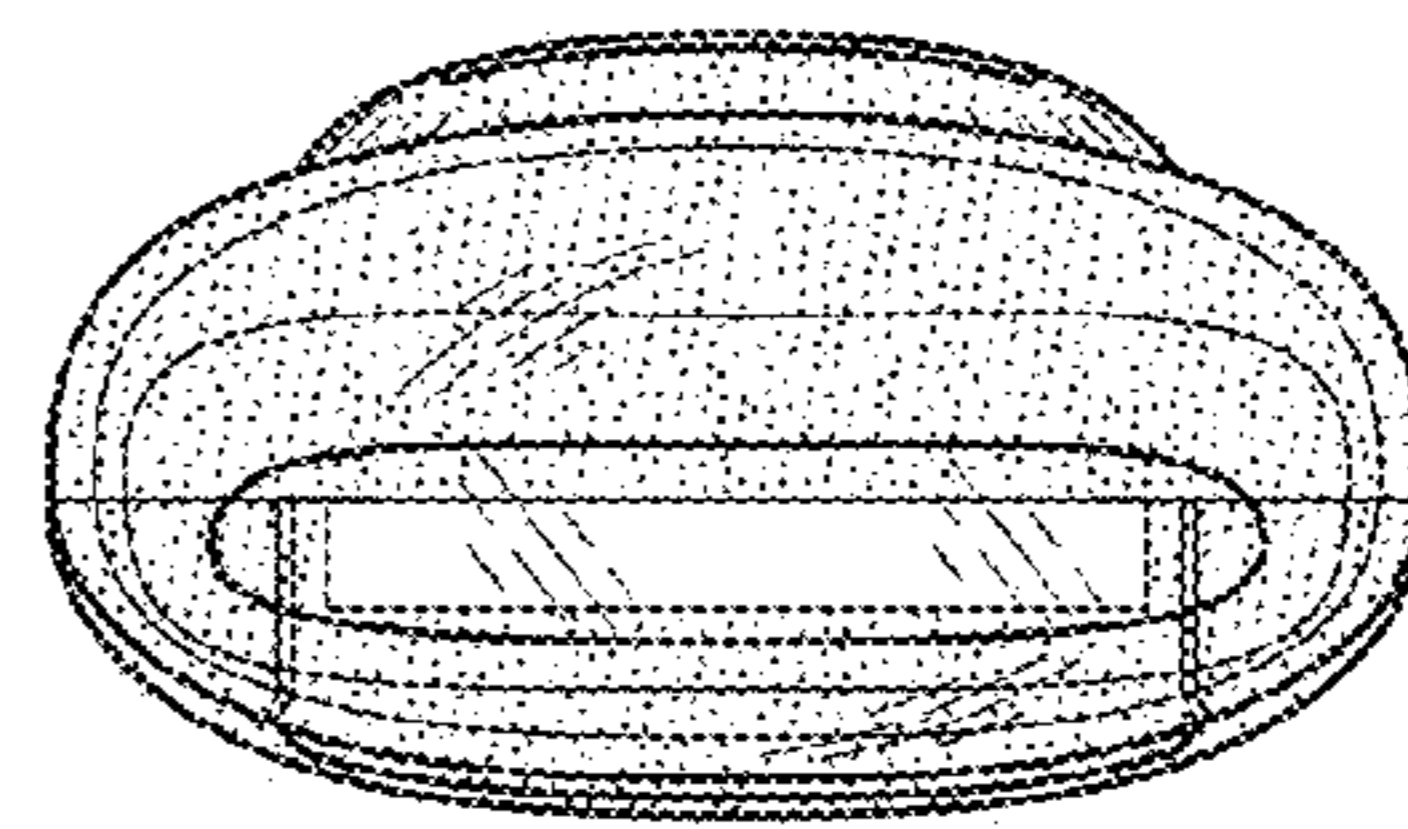


FIG. 2



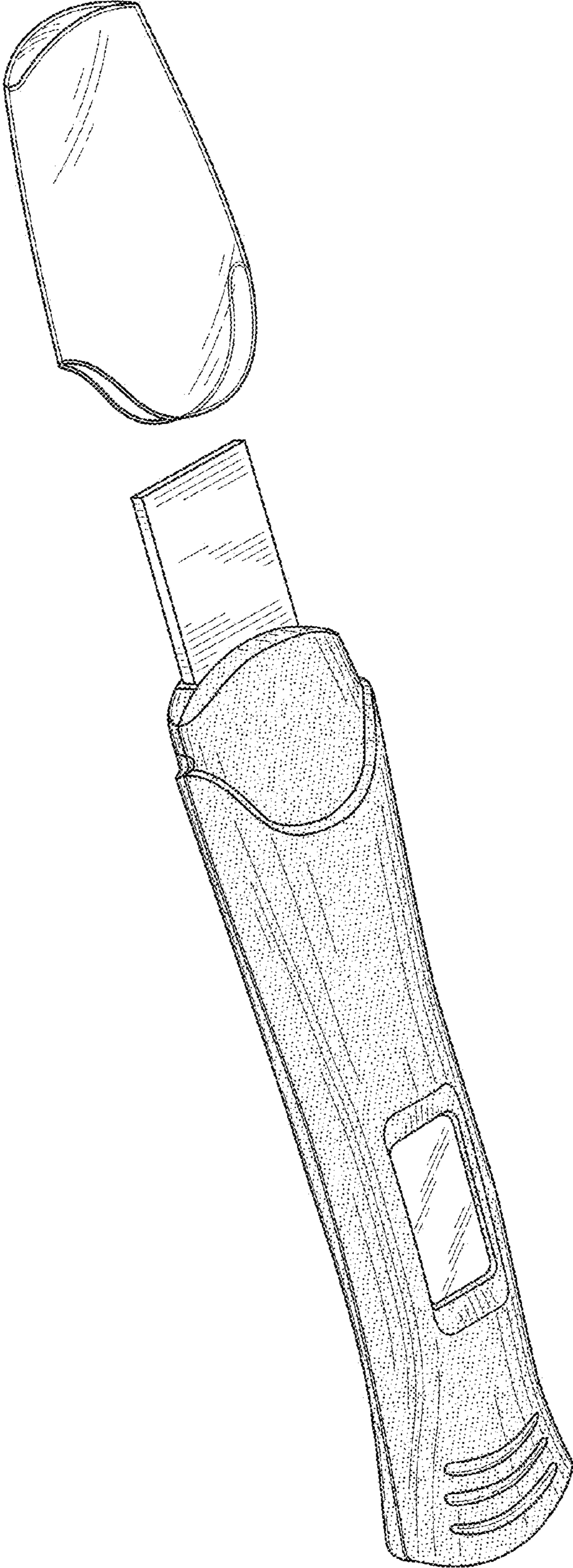


FIG. 3

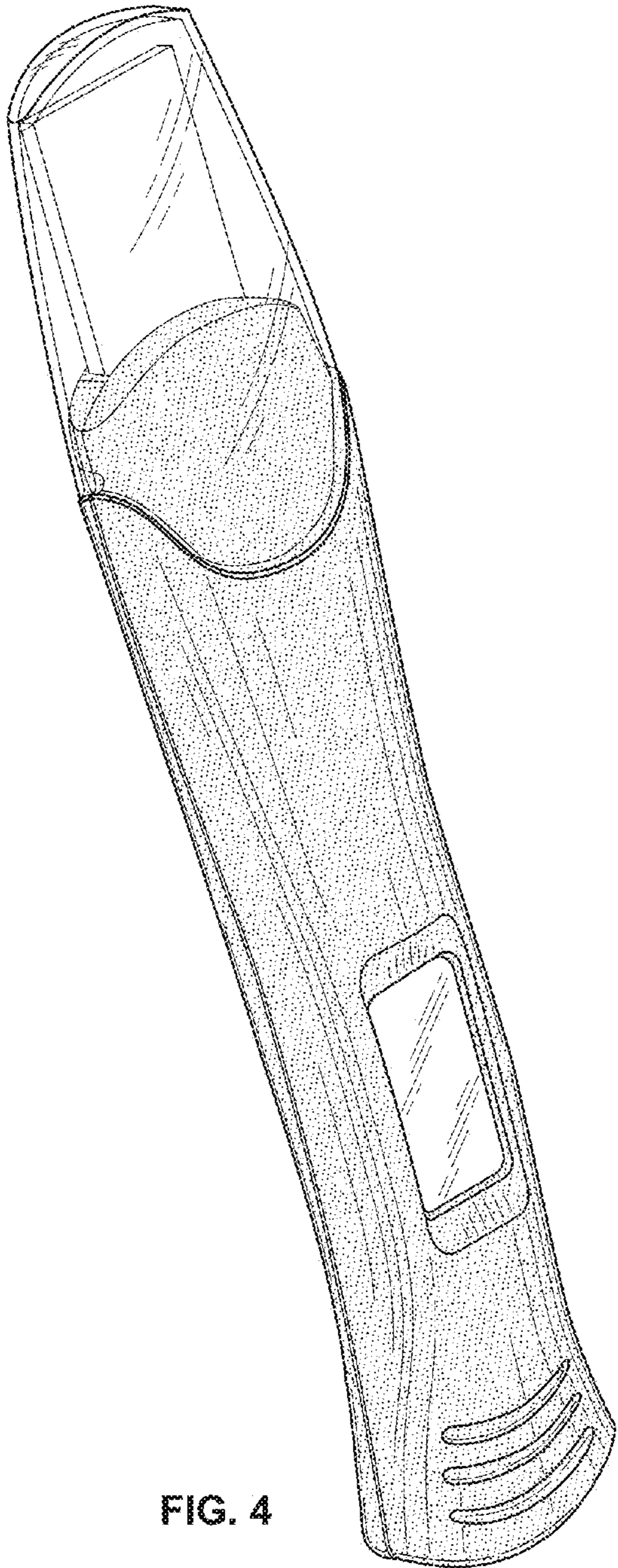


FIG. 4




FIG. 5






FIG. 6

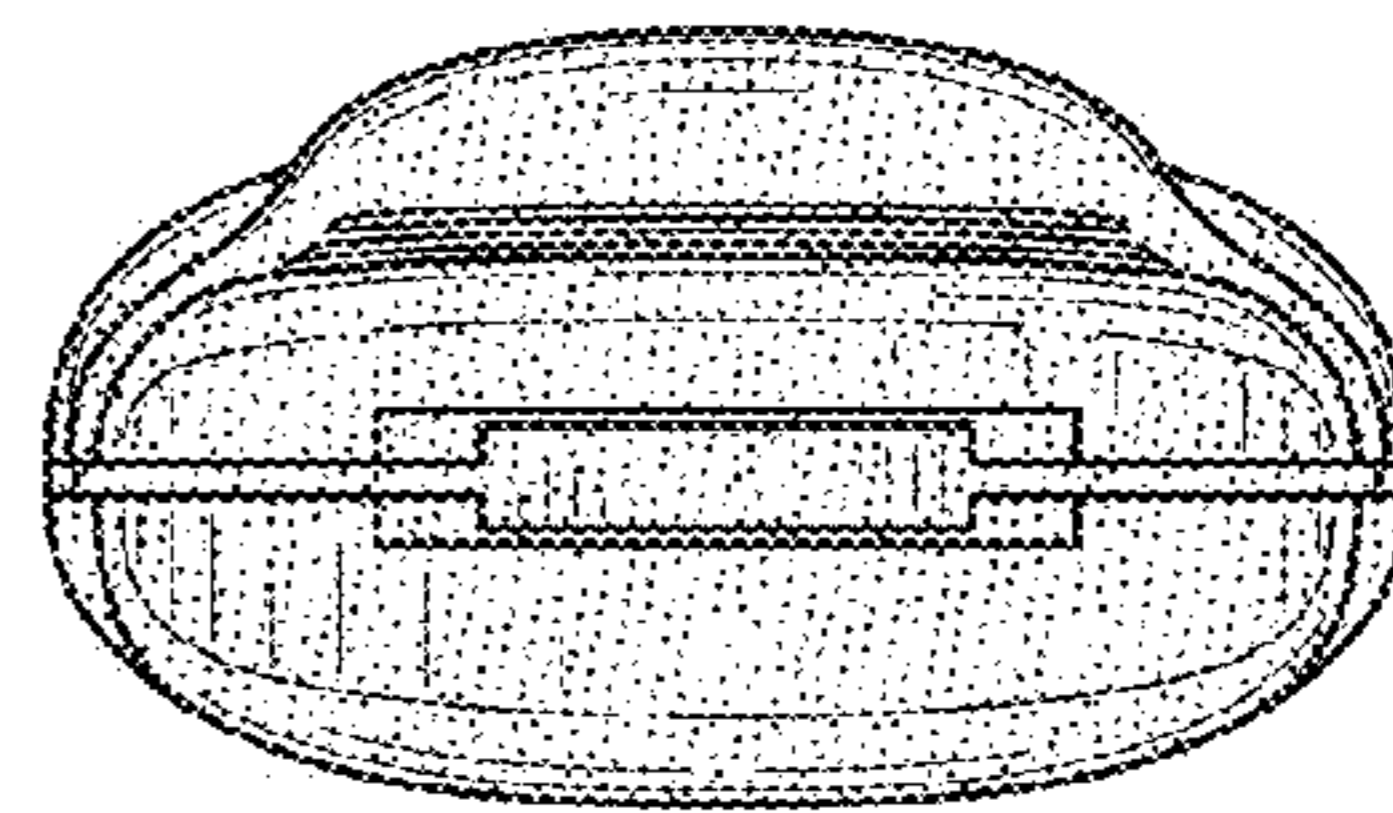


FIG. 7