



US00D735318S

(12) **United States Design Patent**
Roblin-Lee

(10) **Patent No.:** **US D735,318 S**
(45) **Date of Patent:** **** Jul. 28, 2015**

(54) **FACE PROTECTOR FOR USE WITH AIR MASK**

(71) Applicant: **Diane Roblin-Lee**, Uxbridge (CA)

(72) Inventor: **Diane Roblin-Lee**, Uxbridge (CA)

(73) Assignee: **Diane Robin-Lee**, Lagoon, Ontario (CA)

(**) Term: **14 Years**

(21) Appl. No.: **29/480,197**

(22) Filed: **Jan. 24, 2014**

(51) **LOC (10) Cl.** **29-02**

(52) **U.S. Cl.**
USPC **D24/110.1**

(58) **Field of Classification Search**
USPC D24/110-110.6; 128/206.12, 206.23,
128/206.24, 206.28, 205.27, 201.17, 201.22
CPC A61M 16/0622; A61M 16/0616;
A61M 16/0633; A61M 16/06; A61M 16/0666;
A61M 16/0683; A61M 16/0605
See application file for complete search history.

(56) **References Cited**

U.S. PATENT DOCUMENTS

766,963	A *	8/1904	Murray	2/91
843,486	A *	2/1907	Otto	2/206
2,469,771	A *	5/1949	Jeppson	607/82
D270,110	S *	8/1983	Moore et al.	D24/110.1
D271,059	S *	10/1983	McKelvy	D24/110.1
D274,385	S *	6/1984	Newcomb	D29/108
5,697,100	A *	12/1997	Horowitz et al.	2/9

D423,140	S *	4/2000	DiMartino et al.	D28/4
6,649,181	B1 *	11/2003	Miner	424/402
D636,537	S *	4/2011	Ladua	D29/108
D653,804	S *	2/2012	Roman	D28/7
D658,814	S *	5/2012	Wirtz et al.	D29/108
D662,203	S *	6/2012	Smith	D24/135
D692,124	S *	10/2013	Austin	D24/110.1
8,707,950	B1 *	4/2014	Rubin	128/202.27
2009/0293880	A1 *	12/2009	Rutan	128/206.21
2010/0018535	A1 *	1/2010	Chimenti et al.	128/206.24
2011/0005524	A1 *	1/2011	Veliss et al.	128/206.24

* cited by examiner

Primary Examiner — Deanna L Pratt

Assistant Examiner — Lilyana Bekic

(74) *Attorney, Agent, or Firm* — Bereskin & Parr LLP/S.E.N.C.R.L., s.r.l.

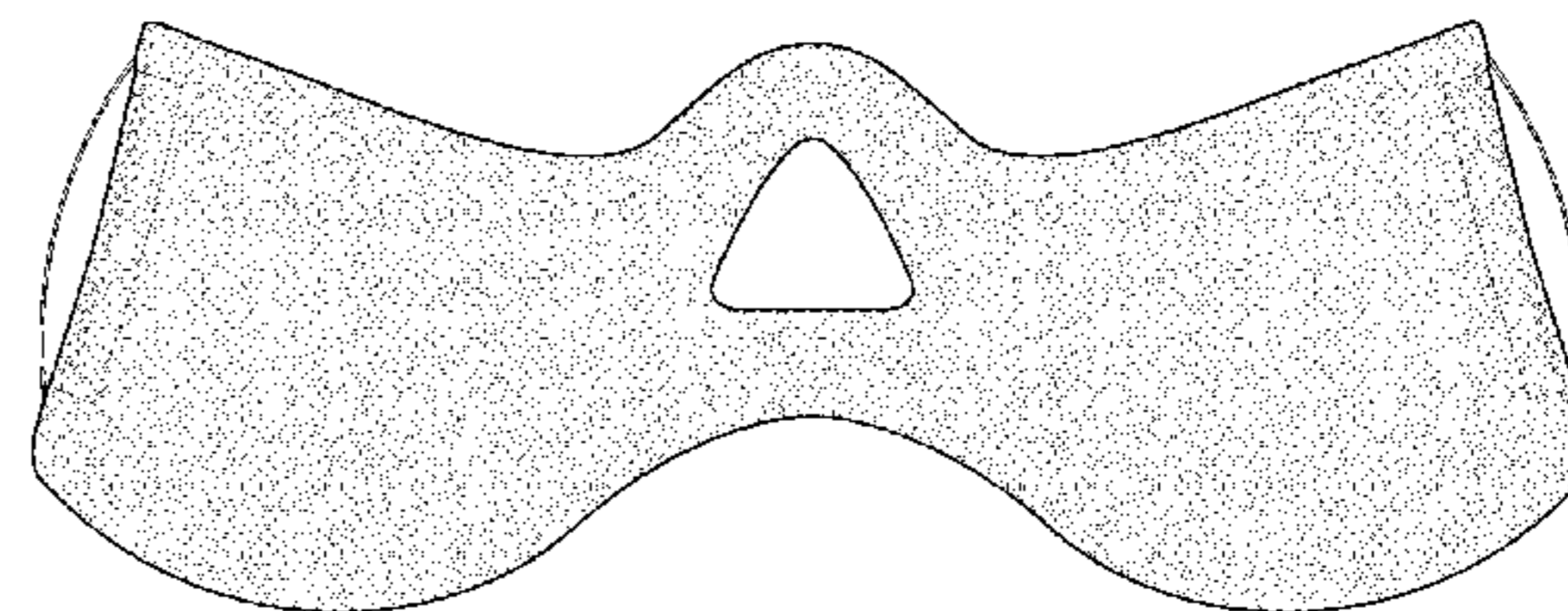
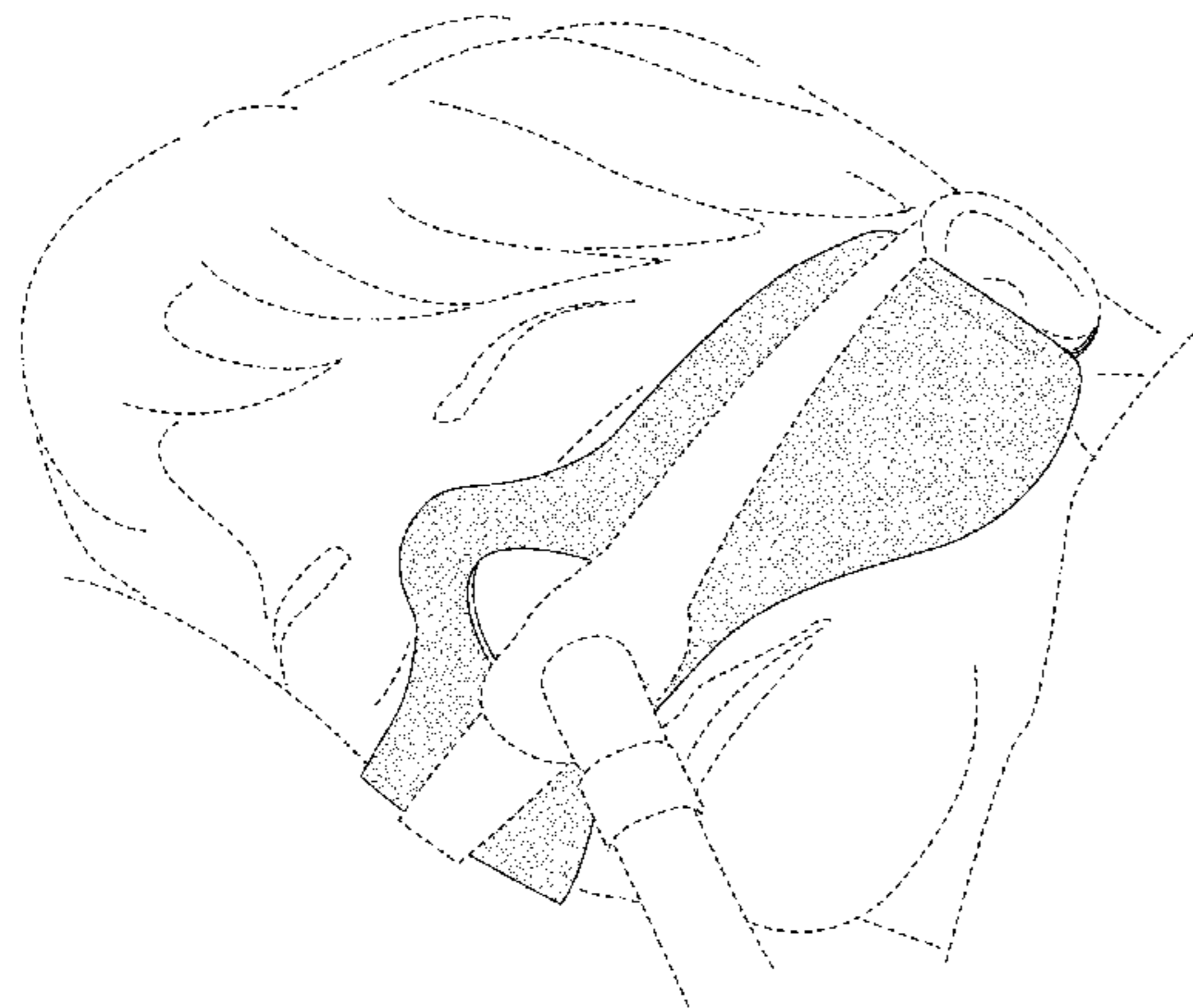
(57) **CLAIM**

I claim the ornamental design for a face protector for use with air mask, as shown and described.

DESCRIPTION

FIG. 1 is a perspective view of a face protector for use with air mask, shown in a position of use;
FIG. 2 is a front perspective view of the face protector for use with air mask;
FIG. 3 is a rear perspective view thereof;
FIG. 4 is a left side view thereof;
FIG. 5 is a front elevational view thereof
FIG. 6 is a right side view thereof;
FIG. 7 is a rear elevational view thereof; and
FIG. 8 is a top plan view thereof; and,
FIG. 9 is a bottom plan view thereof.

1 Claim, 5 Drawing Sheets



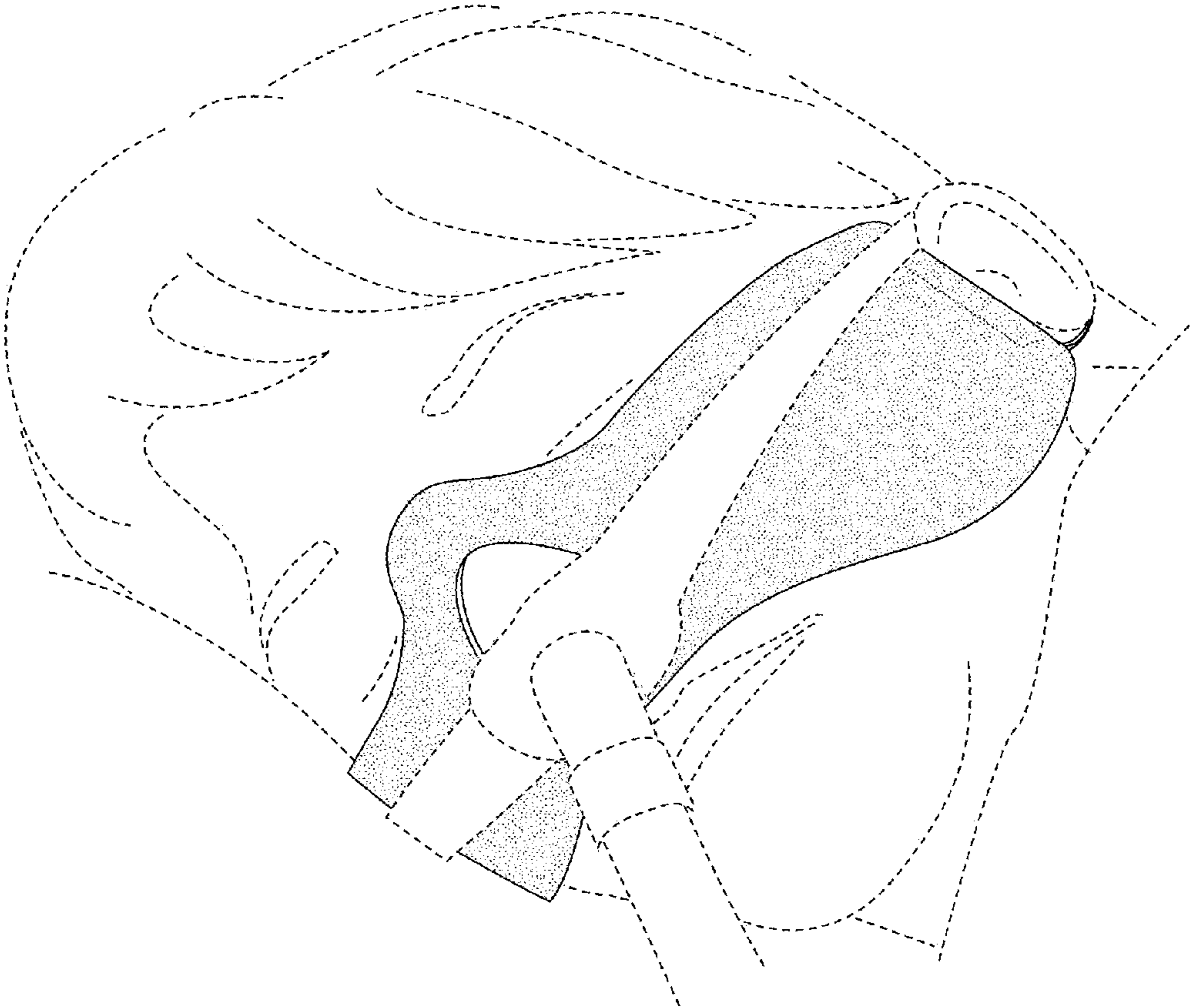


FIG. 1

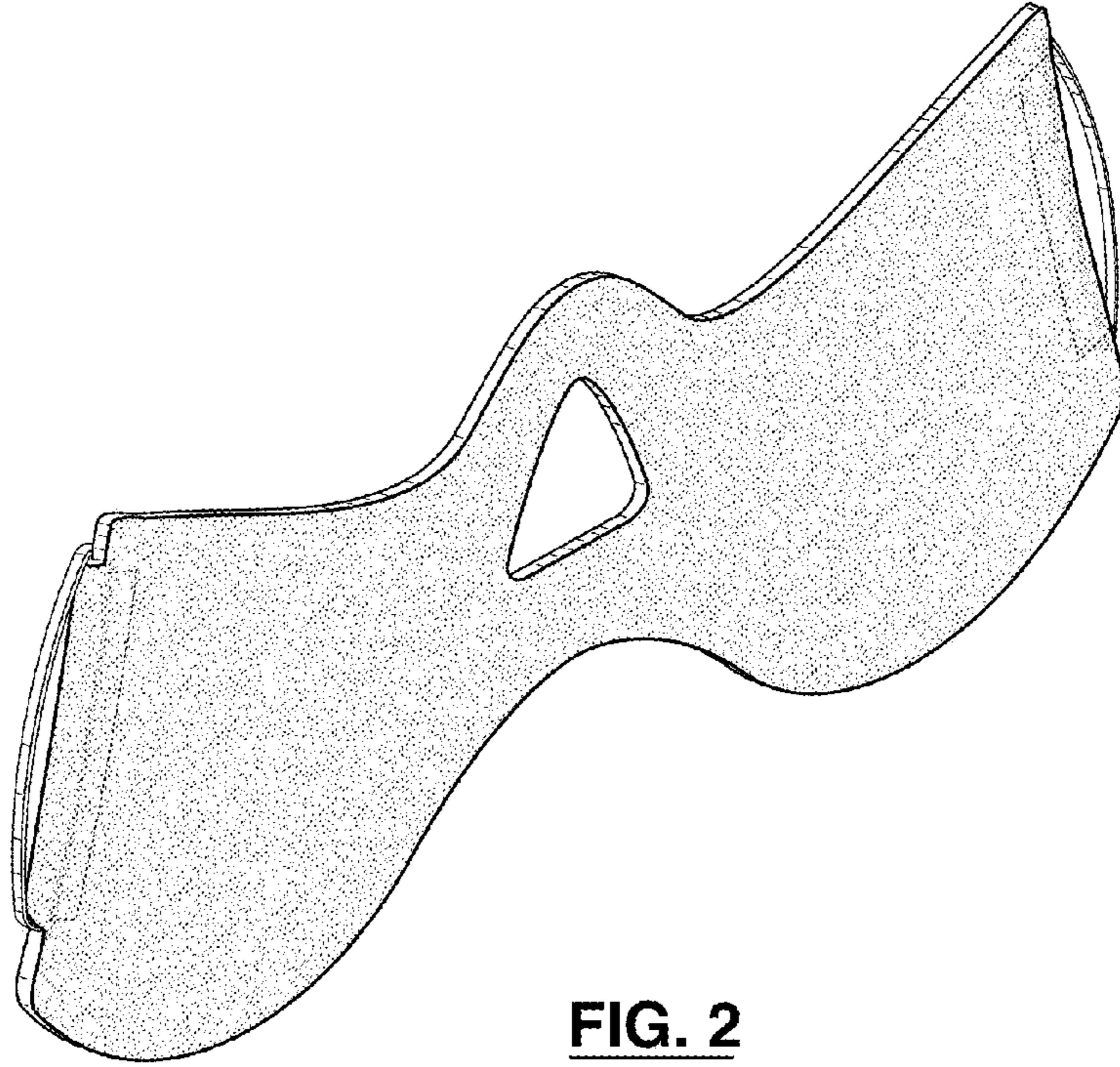


FIG. 2

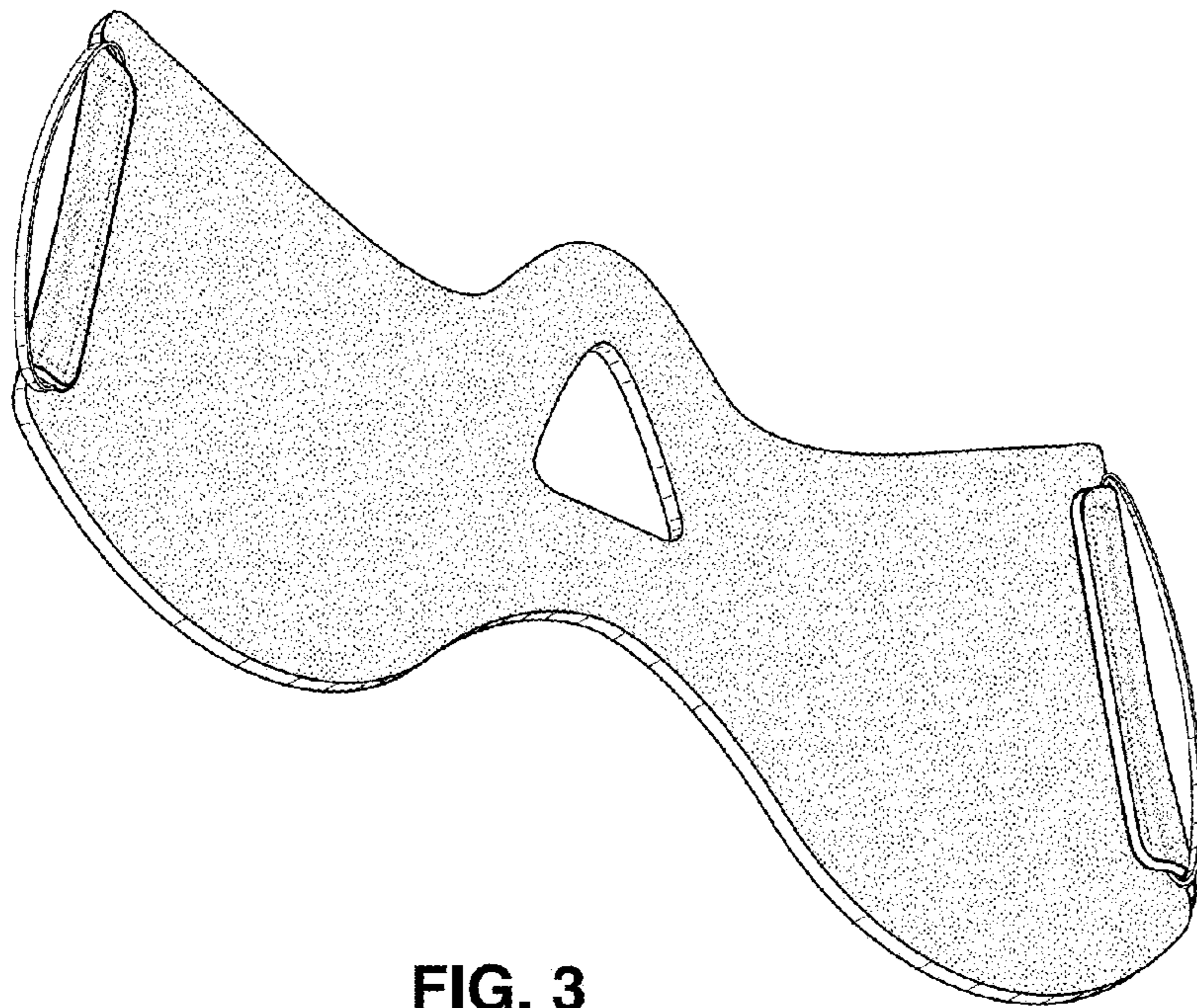


FIG. 3

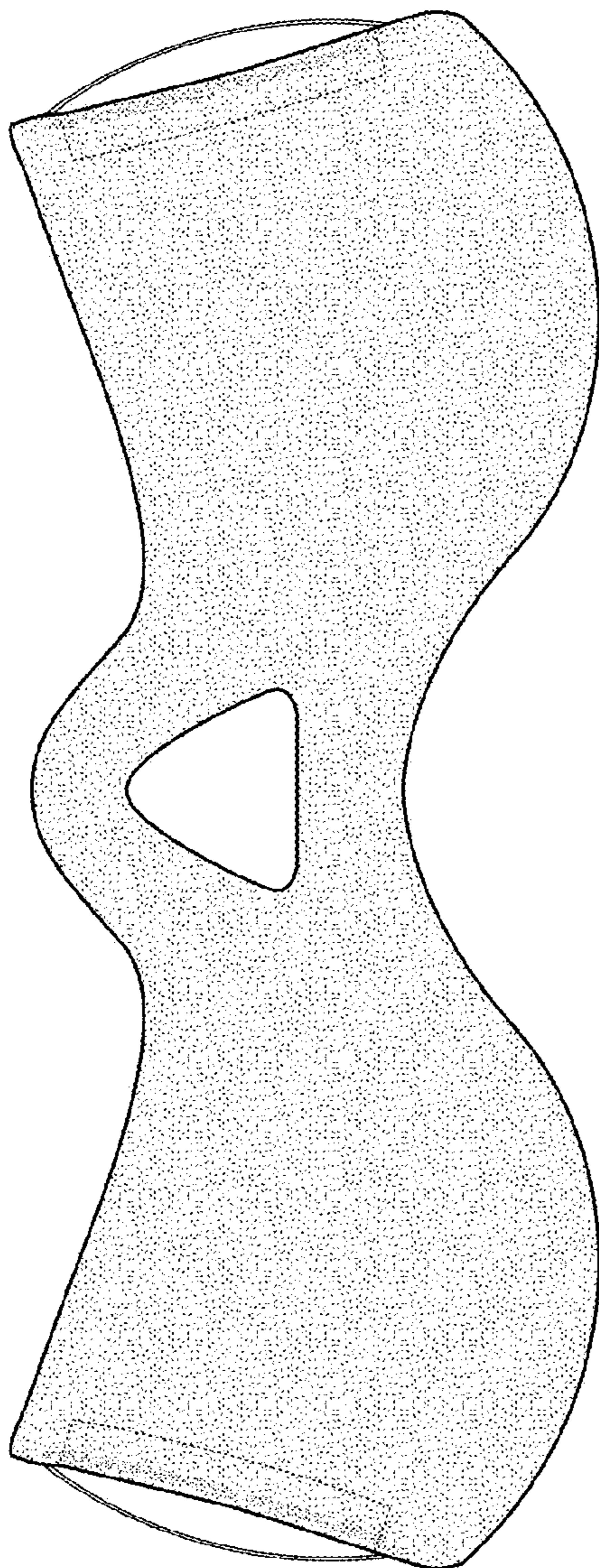


FIG. 5



FIG. 4

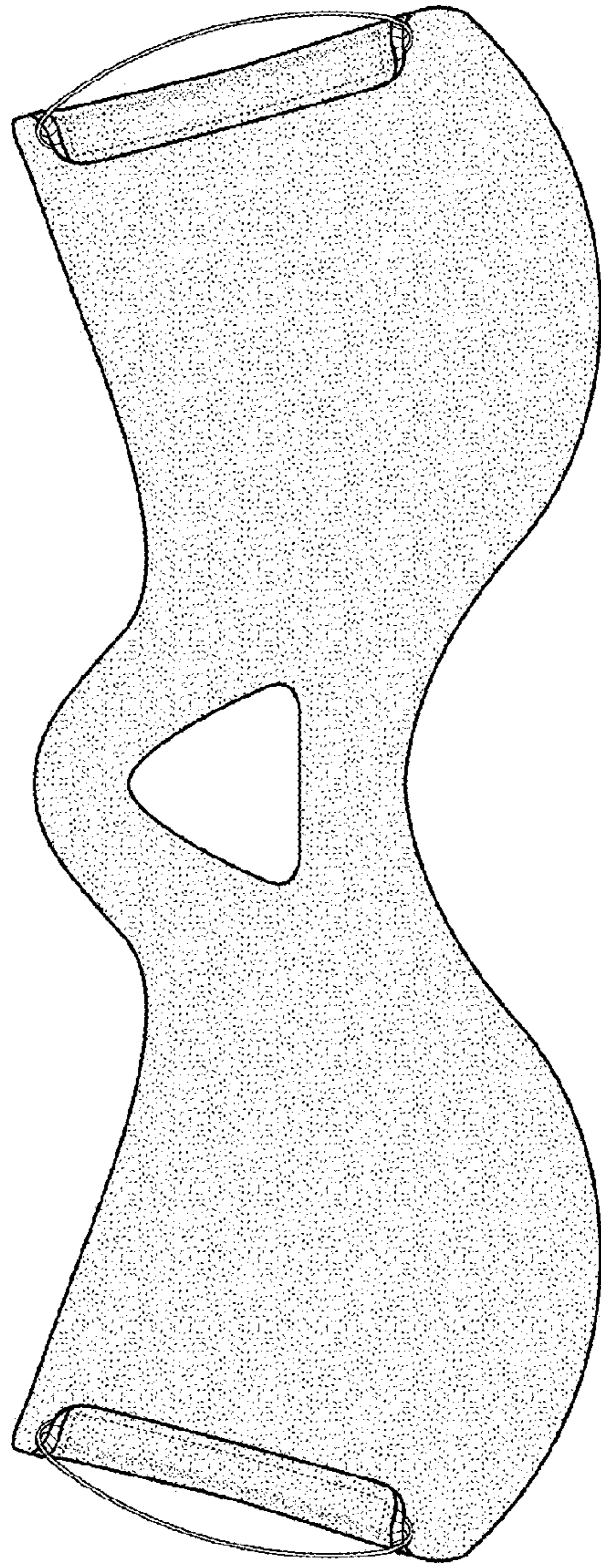


FIG. 7




FIG. 6

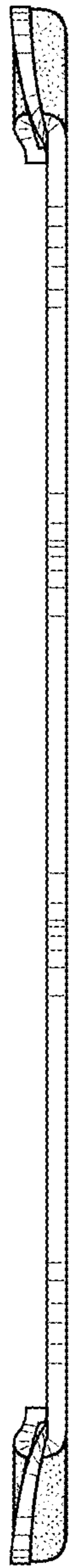


FIG. 8

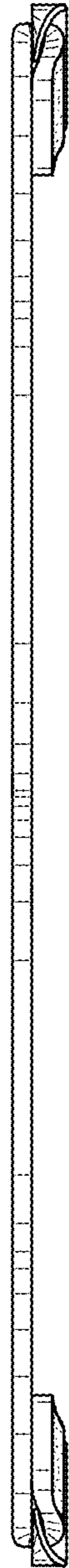


FIG. 9