



US00D735299S

(12) **United States Design Patent**
Sieger

(10) **Patent No.:** **US D735,299 S**

(45) **Date of Patent:** **** Jul. 28, 2015**

(54) **SINK FAUCET**

(71) Applicant: **Aloys F. Dornbracht GmbH & Co. KG**, Iserlohn (DE)

(72) Inventor: **Michael Sieger**, Sassenberg (DE)

(73) Assignee: **ALOYS F. DORNBRACHT GmbH & CO. KG**, Iserlohn (DE)

(**) Term: **14 Years**

(21) Appl. No.: **29/500,289**

(22) Filed: **Aug. 23, 2014**

(30) **Foreign Application Priority Data**

Feb. 28, 2014 (EP) 002415620-0012

(51) **LOC (10) Cl.** **23-01**

(52) **U.S. Cl.**
USPC **D23/242**

(58) **Field of Classification Search**
USPC D23/238, 241–243, 249, 252, 254–255,
D23/257
CPC E03C 1/04; E03C 1/0401; E03C 1/0402;
E03C 1/0404

See application file for complete search history.

(56) **References Cited**

U.S. PATENT DOCUMENTS

D529,995 S * 10/2006 Smith D23/238
D657,441 S * 4/2012 Flowers et al. D23/255

* cited by examiner

Primary Examiner — Robert Delehanty

(74) *Attorney, Agent, or Firm* — Von Rohrscheidt Patents

(57) **CLAIM**

The ornamental design for a sink faucet, as shown and described.

DESCRIPTION

FIG. 1 illustrates a slanted front and left side view of the first embodiment of the sink faucet showing the new design.

FIG. 2 illustrates a slanted front and right side view the sink faucet in FIG. 1.

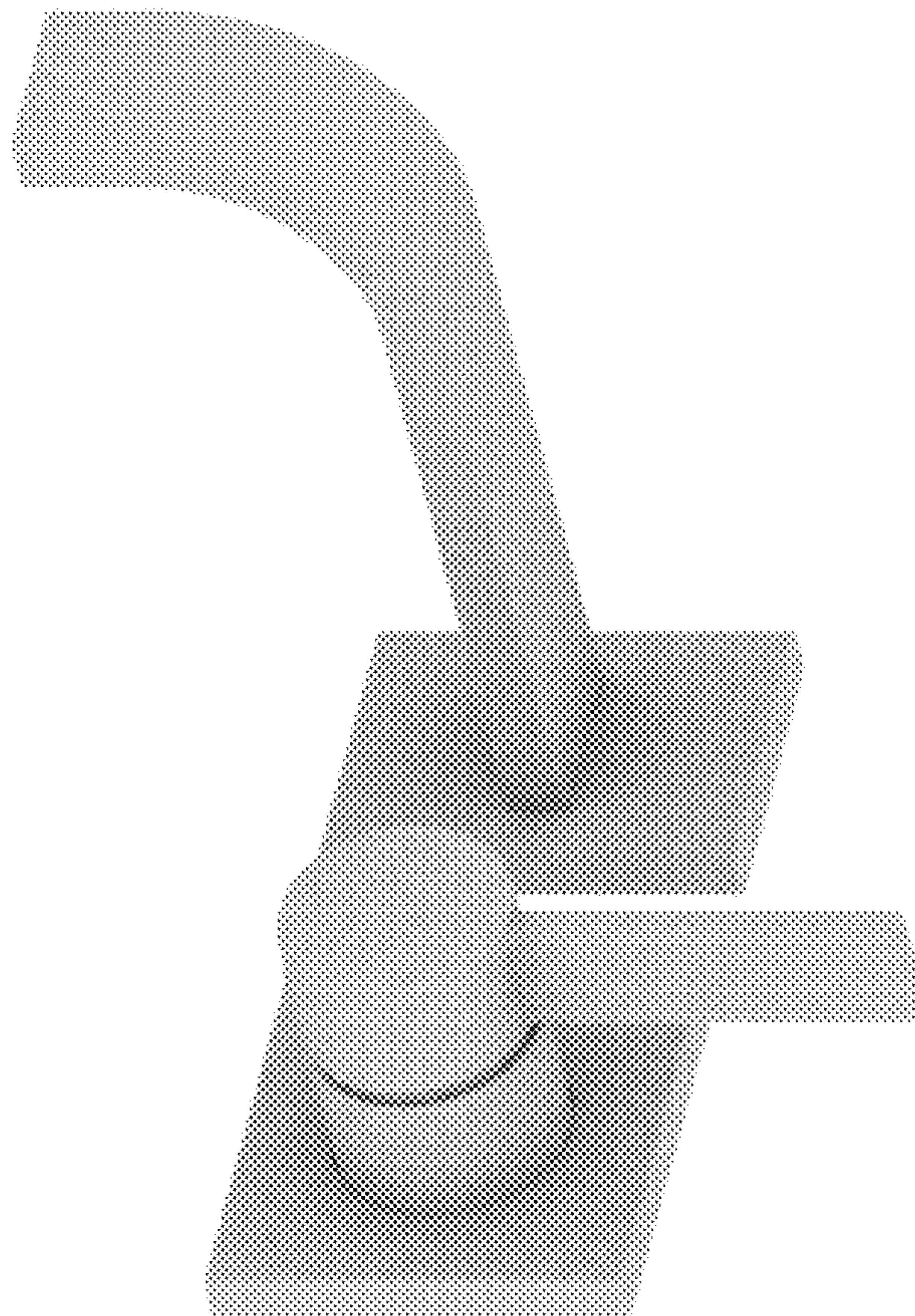
FIG. 3 illustrates a left side view of the sink faucet in FIG. 1.

FIG. 4 illustrates a right side view of the sink faucet in FIG. 1.

FIG. 5 illustrates a top view of the sink faucet in FIG. 1; and,

FIG. 6 illustrates a front side view of the sink faucet in FIG. 1.

1 Claim, 6 Drawing Sheets






FIG. 1




FIG. 2



FIG. 3




FIG. 4





FIG. 5



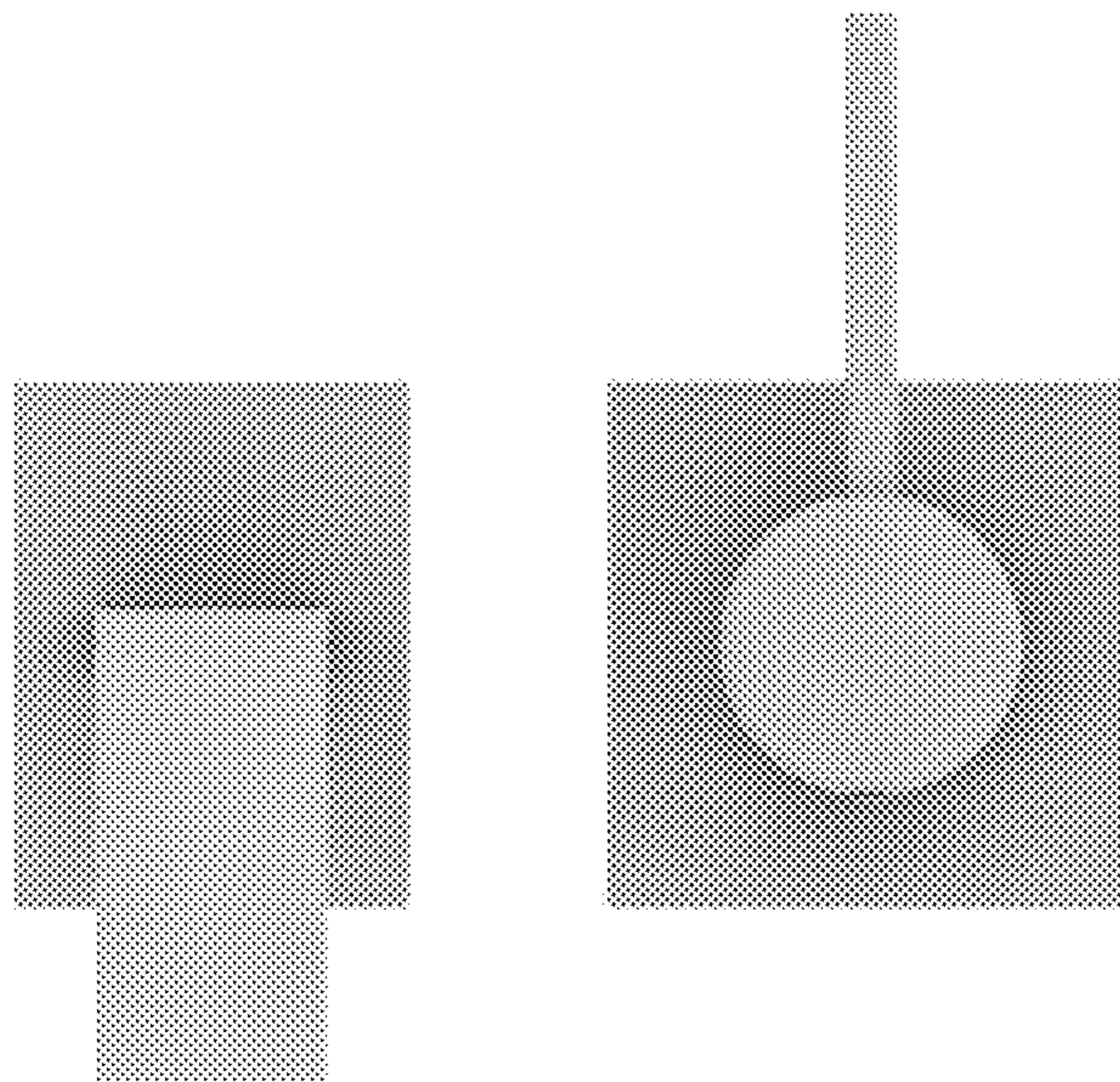


FIG. 6