



US00D735289S

(12) **United States Design Patent**  
**Burczynski et al.**

(10) **Patent No.:** **US D735,289 S**  
(45) **Date of Patent:** **\*\* Jul. 28, 2015**

(54) **FIREARM BULLET**

(56) **References Cited**

(71) Applicant: **RA Brands, L.L.C.**, Madison, NC (US)

U.S. PATENT DOCUMENTS

(72) Inventors: **Thomas J. Burczynski**, Montour Falls, NY (US); **Nick T. Sachse**, Oak Ridge, NC (US)

1,081,616 A 12/1913 Johnson  
2,696,130 A 12/1954 Peters

(Continued)

(73) Assignee: **R.A. Brands, L.L.C.**, Madison, NC (US)

FOREIGN PATENT DOCUMENTS

(\*\*) Term: **14 Years**

DE 648039 C 7/1937  
DE 705504 C 4/1941

(Continued)

(21) Appl. No.: **29/462,556**

OTHER PUBLICATIONS

(22) Filed: **Aug. 6, 2013**

International Search Report dated Apr. 17, 2014 for International Application No. PCT/US2014/012952 filed Jan. 24, 2014.

(Continued)

**Related U.S. Application Data**

(63) Continuation-in-part of application No. 13/748,841, filed on Jan. 24, 2013, now Pat. No. 8,950,333, which is a continuation-in-part of application No. 13/190,972, filed on Jul. 26, 2011, now Pat. No. 8,752,484.

*Primary Examiner* — Michael A Pratt

(74) *Attorney, Agent, or Firm* — Womble Carlyle Sandridge & Rice, LLP

(51) **LOC (10) Cl.** ..... **22-03**

(52) **U.S. Cl.**  
USPC ..... **D22/115**

(58) **Field of Classification Search**  
USPC ..... D22/115-116; 102/346, 430, 439, 448, 102/458, 460, 464-468, 471, 501, 506, 508, 102/514, 517, 521; 89/10, 19.5, 23, 25, 89/46-48, 54-55

CPC ..... F42B 30/02; F42B 8/02; F42B 8/04; F42B 8/06; F42B 5/02; F42B 5/26; F42B 5/28; F42B 5/30; F42B 5/32; F42B 5/34; F42B 5/36; F42B 5/38

See application file for complete search history.

(57)

**CLAIM**

The ornamental design for firearm bullet, as shown in the accompanying drawings and described above.

**DESCRIPTION**

FIG. 1 is a top perspective view of a firearm bullet, wherein diagonal hatching designates the color green and horizontal hatching designates a color that is different from the color green, in accordance with the invention;

FIG. 2 is a bottom perspective view of the firearm bullet of FIG. 1;

FIG. 3 is a front elevation view of the firearm bullet of FIG. 1;

FIG. 4 is a rear elevation view of the firearm bullet of FIG. 1;

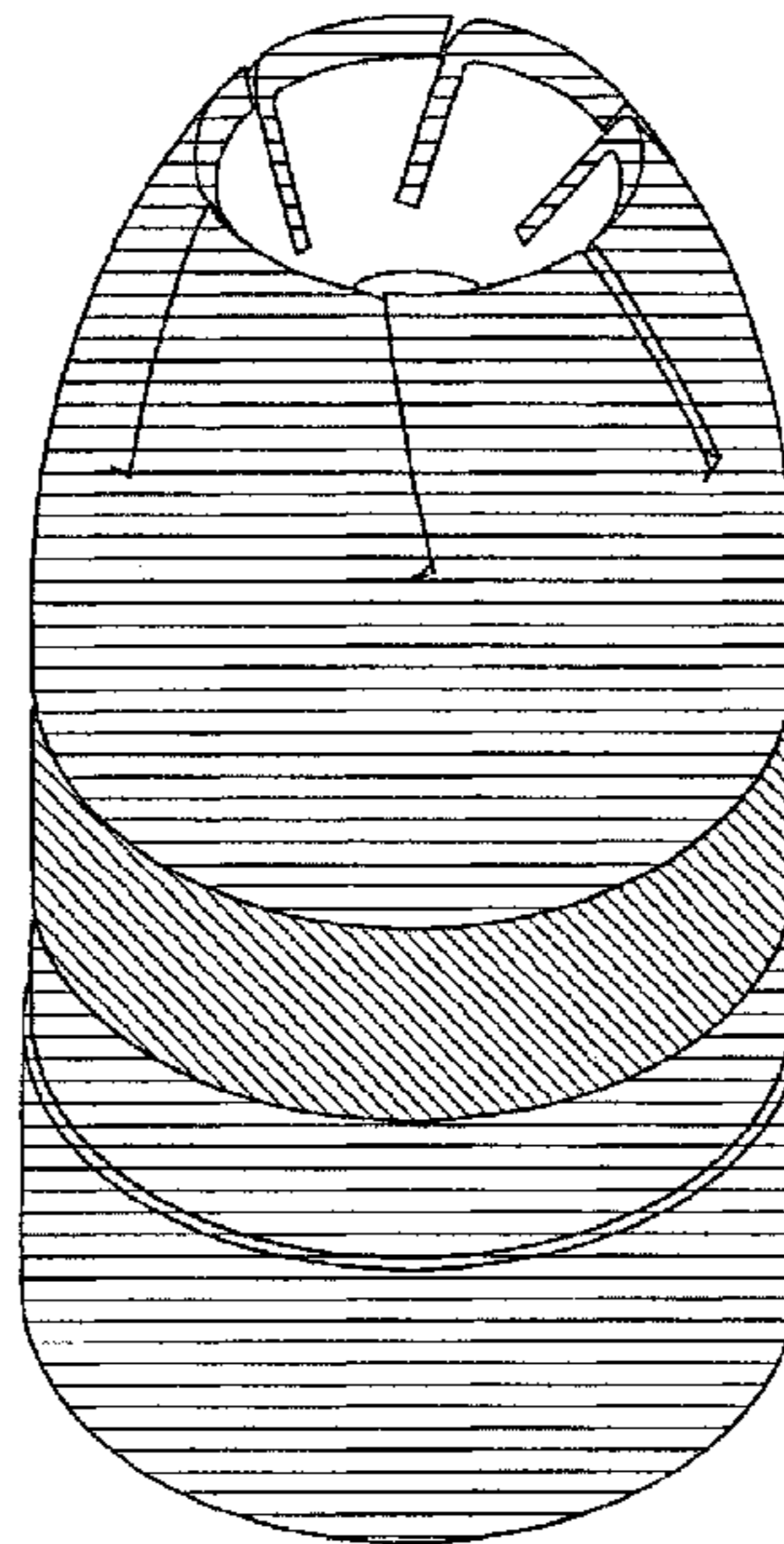
FIG. 5 is a right elevation view of the firearm bullet of FIG. 1;

FIG. 6 is a left elevation view of the firearm bullet of FIG. 1;

FIG. 7 is a top plan view of the firearm bullet of FIG. 1; and,

FIG. 8 is a bottom plan view of the firearm bullet of FIG. 1.

**1 Claim, 3 Drawing Sheets**



(56)

References Cited

U.S. PATENT DOCUMENTS

3,881,421 A \* 5/1975 Burczynski ..... 102/509  
 4,044,679 A 8/1977 Pagano et al.  
 4,108,073 A 8/1978 Davis  
 4,336,756 A 6/1982 Schreiber  
 4,550,662 A \* 11/1985 Burczynski ..... 102/509  
 4,870,884 A 10/1989 Schubart et al.  
 4,947,755 A \* 8/1990 Burczynski ..... 102/506  
 5,131,123 A 7/1992 Brooks  
 5,357,866 A 10/1994 Schluckebier et al.  
 5,385,100 A \* 1/1995 Corzine et al. .... 102/507  
 5,385,101 A \* 1/1995 Corzine et al. .... 102/509  
 5,686,693 A 11/1997 Jakobsson  
 D389,221 S \* 1/1998 Borg ..... D22/116  
 5,943,749 A \* 8/1999 Swank ..... 86/54  
 6,119,600 A 9/2000 Burri  
 6,213,022 B1 4/2001 Pullum  
 D447,209 S \* 8/2001 Benini ..... D22/116  
 6,530,328 B2 \* 3/2003 Burczynski et al. .... 102/507  
 6,776,101 B1 \* 8/2004 Pickard ..... 102/509  
 6,805,057 B2 \* 10/2004 Carr et al. .... 102/509  
 6,973,879 B1 12/2005 McElroy et al.  
 D621,468 S \* 8/2010 Nilsson ..... D22/116  
 7,874,253 B2 1/2011 Marx  
 D646,179 S \* 10/2011 Jansen ..... D9/680  
 D664,042 S \* 7/2012 Kurpis ..... D9/680  
 8,256,352 B2 \* 9/2012 Masinelli ..... 102/507  
 8,397,641 B1 \* 3/2013 Jackson ..... 102/517  
 8,448,575 B2 \* 5/2013 Goddard ..... 102/430  
 8,511,233 B2 \* 8/2013 Nilsson ..... 102/509  
 8,640,589 B2 \* 2/2014 Dryer et al. .... 86/51  
 8,646,389 B2 \* 2/2014 Masinelli ..... 102/514  
 8,752,484 B2 6/2014 Burczynski  
 8,763,535 B2 \* 7/2014 Padgett ..... 102/467  
 8,789,470 B2 \* 7/2014 Frank ..... 102/509  
 8,950,333 B2 2/2015 Burczynski et al.  
 2006/0027128 A1 2/2006 Hober  
 2007/0089629 A1 4/2007 Marx  
 2007/0204758 A1 9/2007 Spatz et al.  
 2008/0035008 A1 2/2008 Riess et al.  
 2010/0263565 A1 10/2010 Hugus, IV et al.

2011/0088537 A1 4/2011 Eberhart  
 2011/0252997 A1 10/2011 Hoffman  
 2013/0025490 A1 1/2013 Burczynski  
 2013/0305950 A1\* 11/2013 Coffman, II ..... 102/464  
 2014/0261044 A1\* 9/2014 Seecamp ..... 102/464  
 2014/0311372 A1 10/2014 Burczynski et al.

FOREIGN PATENT DOCUMENTS

DE 743914 C 1/1944  
 DE 2064553 A1 7/1972  
 EP 0225532 A1 6/1987  
 EP 0918208 A1 5/1999  
 GB 191300326 A 1/1914  
 WO WO/2013/016330 1/2013

OTHER PUBLICATIONS

Written Opinion dated Apr. 17, 2014 for International Application No. PCT/US2014/012952 filed Jan. 24, 2014.  
 Don Roberts, At Last! Pressure Data for the .30-40 Krag, Handloader: The Journal of Ammunition Reloading, Jul.-Aug. 1976, pages cover, 4, 38-41, Issue 62, Wolfe Publishing.  
 George C. Lambert, letter to Mr. C. V. Bracher regarding "Belted Bullet", Mar. 4, 1936, 1 pages, Peters Cartridge Division of Remington Arms Co., Inc., Bridgeport, CT.  
 International Search Report for PCT/US2012/047966 dated Oct. 16, 2012.  
 Maj. George Nonte, Tip to Tip, Handloader: The Journal of Ammunition Reloading, Jul.-Aug. 1976, pp. cover, 4, 12-13, Issue 62, Wolfe Publishing Company, Inc., Prescott.  
 Photograph of .30 U.S. Govt. 1906—180 GRA . . . ; Scientific Bullet Design Ins . . . Superfine Accuracy; and Heavy Jacket Re-Inforced by Belt.  
 Sharpe, Philp Burdette, "Complete Guide to Handloading", pp. 41-43, third edition, Wolfe Pub Co.; 1988.  
 Written Opinion for PCT/US2012/047966 dated Oct. 16, 2012.  
 Notice of Allowance for U.S. Appl. No. 13/748,841 mailed Oct. 2, 2014.  
 Non-final Office Action U.S. Appl. No. 14/303,908 dated Mar. 23, 2015.

\* cited by examiner

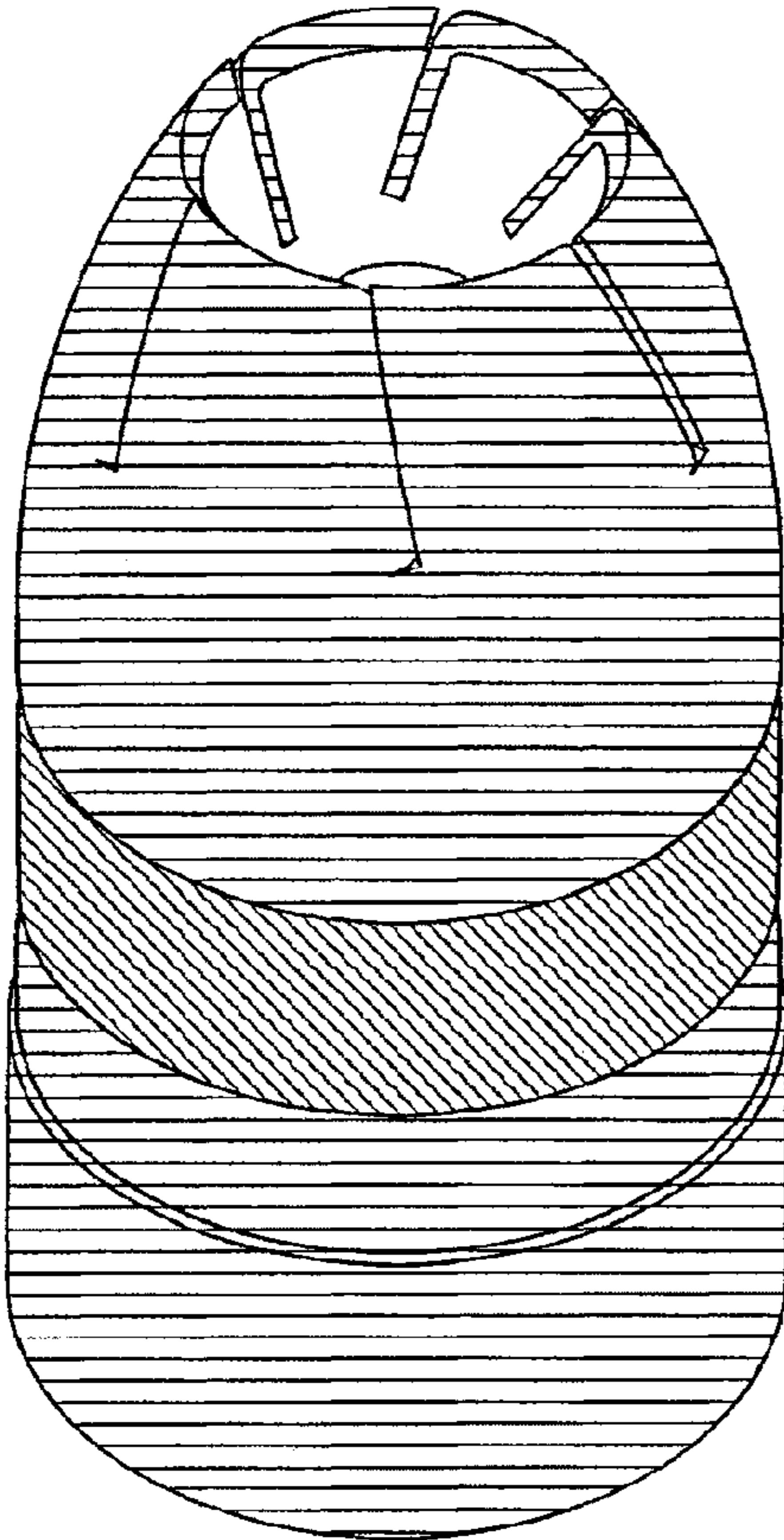


FIG. 1

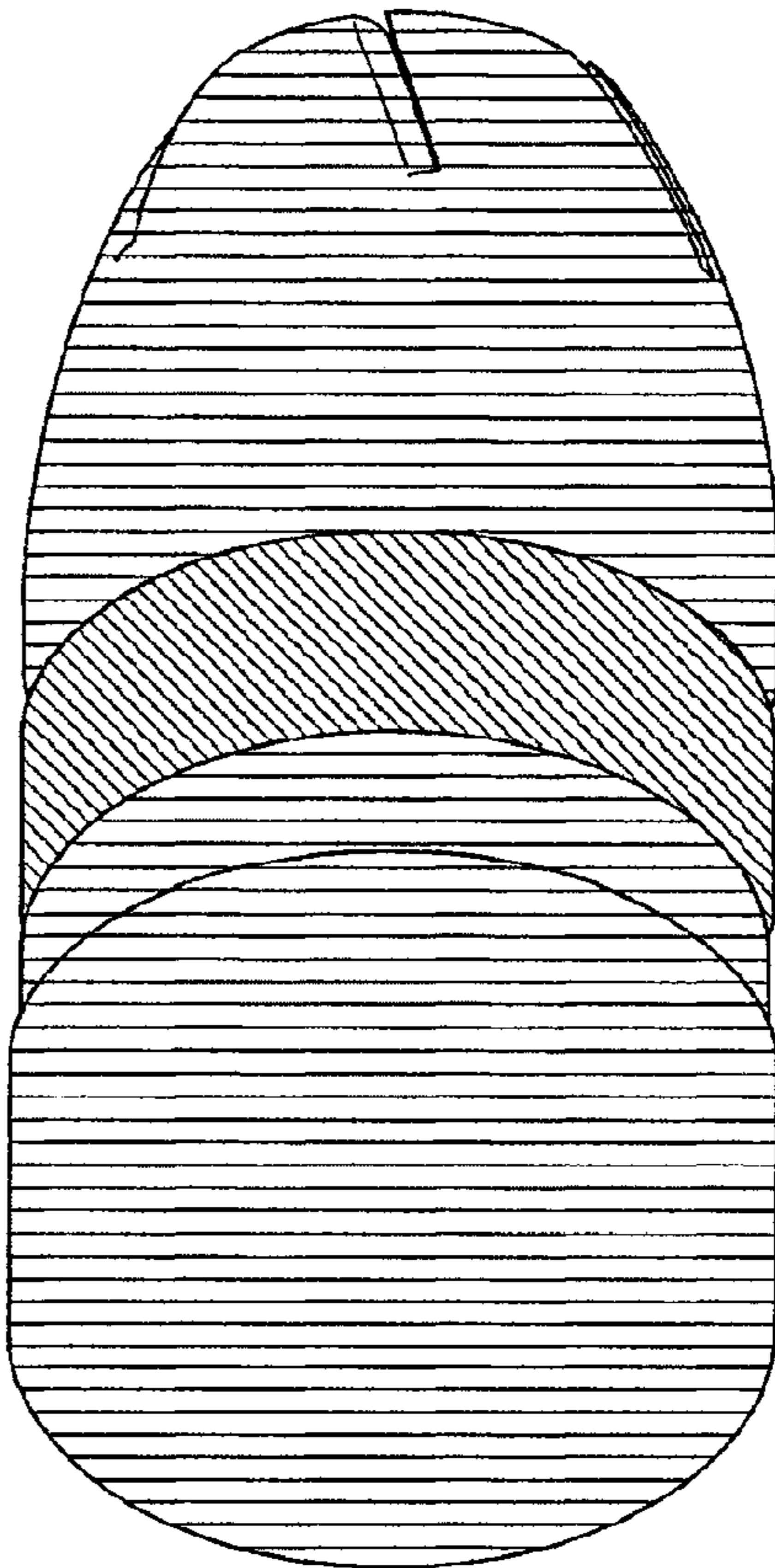


FIG. 2




FIG. 3




FIG. 4

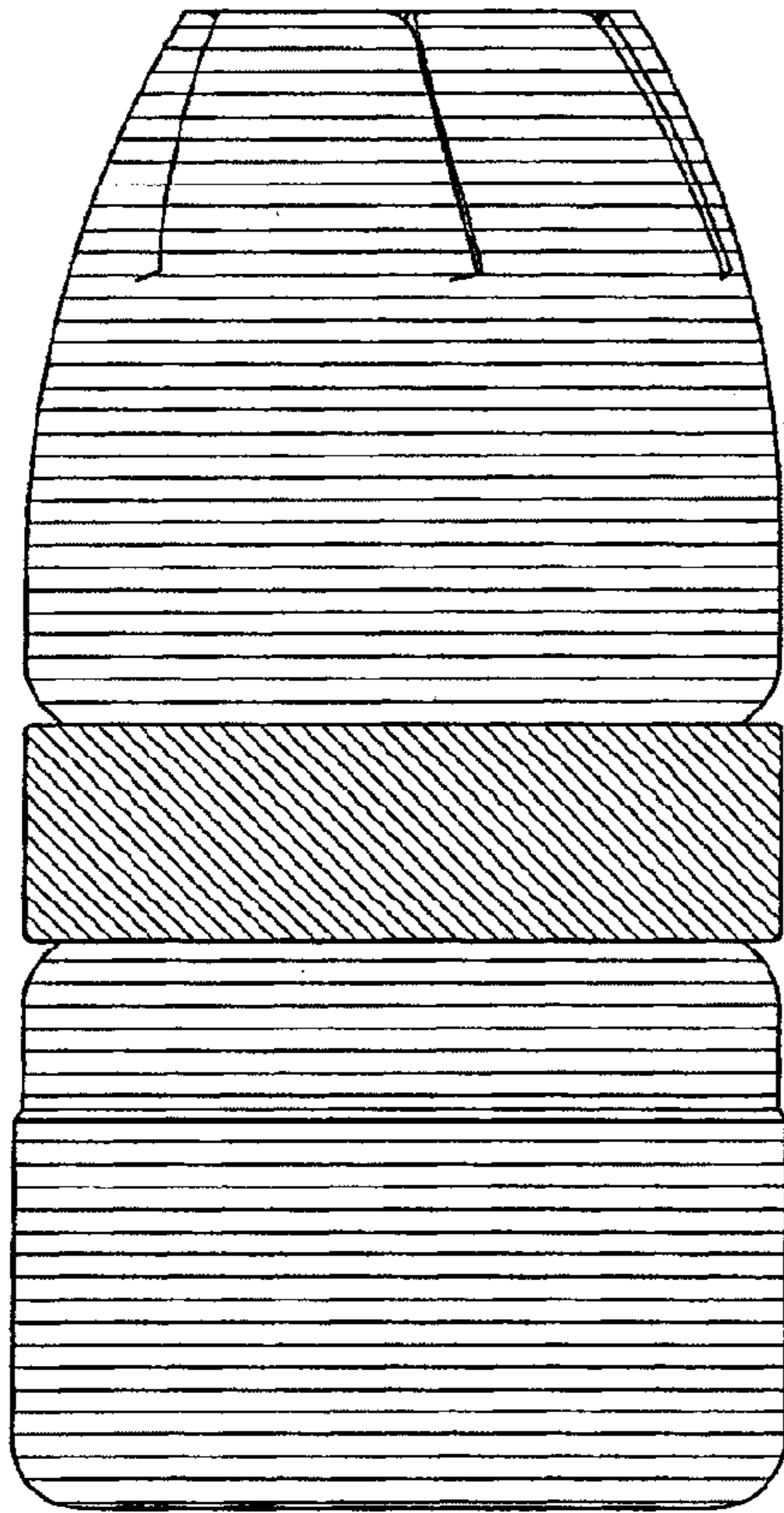


FIG. 5

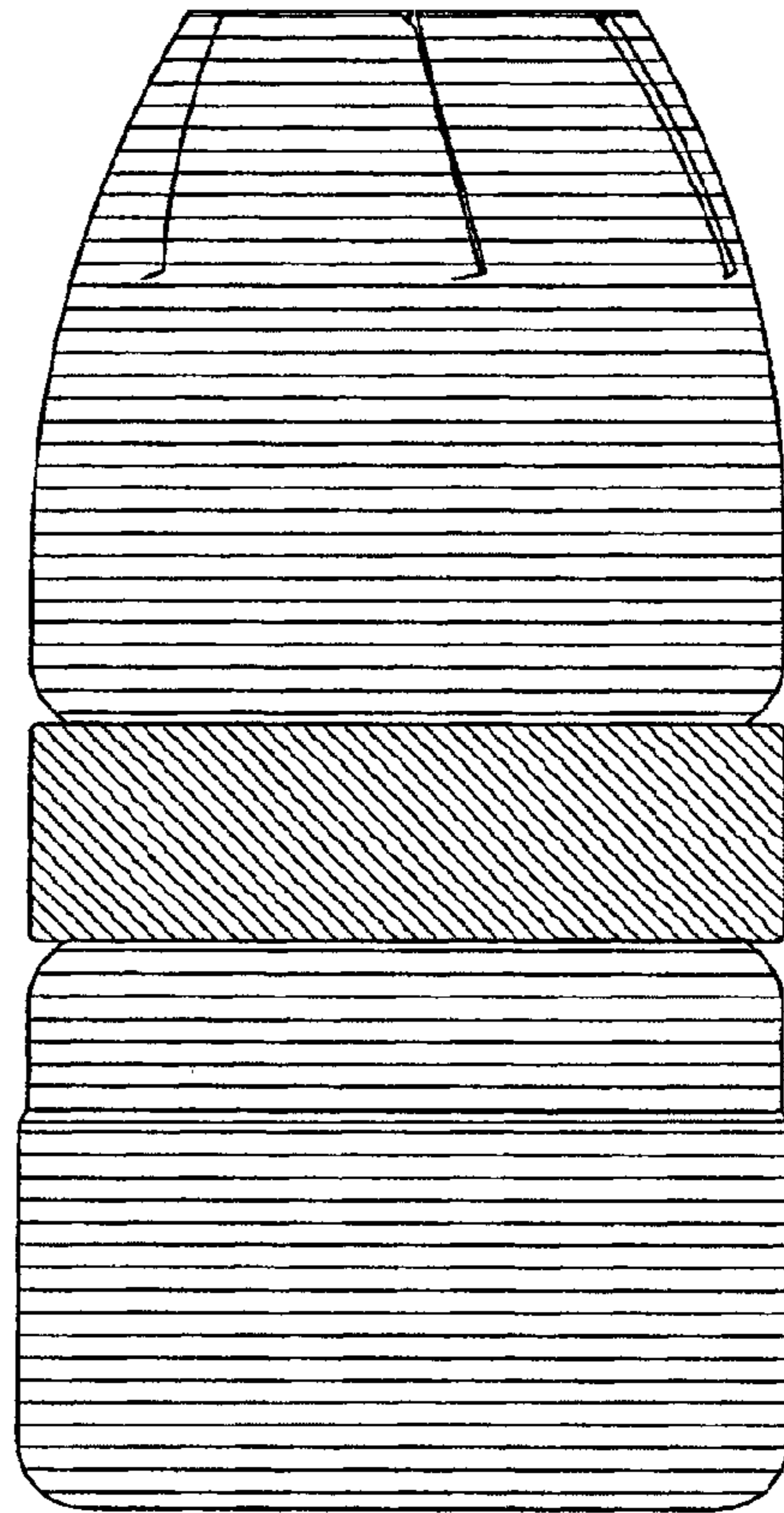


FIG. 6

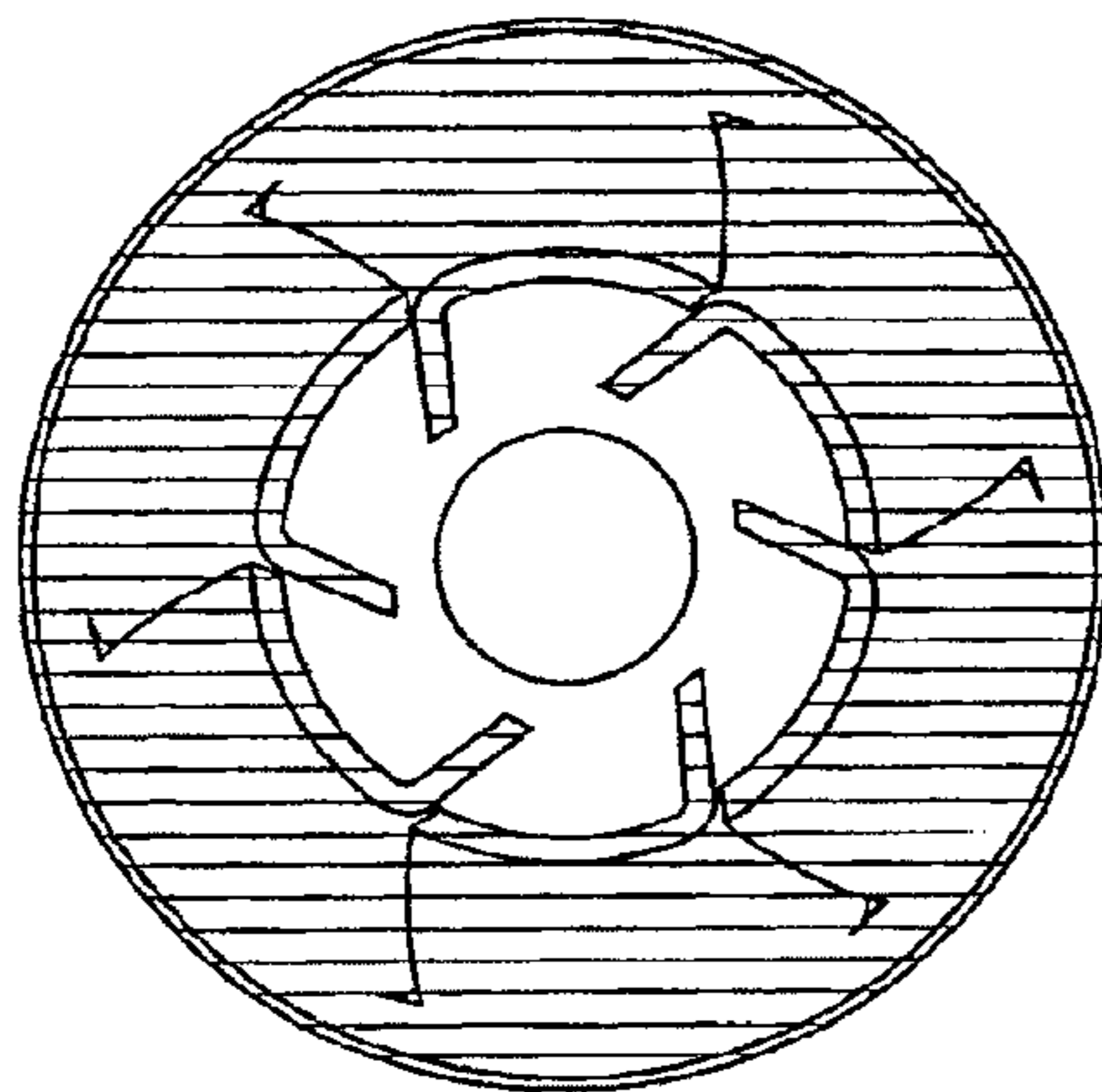


FIG. 7




FIG. 8