



US00D735286S

(12) **United States Design Patent**
Luden et al.

(10) **Patent No.:** **US D735,286 S**
(45) **Date of Patent:** **** Jul. 28, 2015**

(54) **MULTIPLE GRIP BASEBALL HANDLE**

(71) Applicants: **Bryan C. Luden**, Northumberland, PA
(US); **Bronze C Luden**,
Northumberland, PA (US)

(72) Inventors: **Bryan C. Luden**, Northumberland, PA
(US); **Bronze C Luden**,
Northumberland, PA (US)

(**) Term: **14 Years**

(21) Appl. No.: **29/488,133**

(22) Filed: **Apr. 16, 2014**

(51) **LOC (10) Cl.** **21-02**

(52) **U.S. Cl.**
USPC **D21/756; D21/725**

(58) **Field of Classification Search**
USPC **D21/725, 756-758; 473/564-568**
See application file for complete search history.

(56) **References Cited**

U.S. PATENT DOCUMENTS

D263,863 S * 4/1982 Golab D21/725
5,482,270 A * 1/1996 Smith 473/568

5,577,722 A * 11/1996 Glassberg 473/568
D444,193 S * 6/2001 Dodson D21/725
D475,425 S * 6/2003 Larsen D21/725
D598,513 S * 8/2009 Bleecker D21/758
D719,034 S * 12/2014 Sauczuk et al. D21/725

* cited by examiner

Primary Examiner — Mitchell Siegel

(74) *Attorney, Agent, or Firm* — Sonya C. Harris; Invention Services

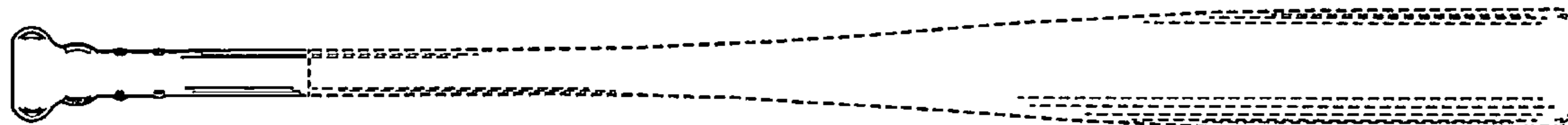
(57) **CLAIM**

The ornamental design for the multiple grip baseball handle, as shown and described.

DESCRIPTION

FIG. 1 is an elevational view of our design, the undisclosed sides not shown are identical;
FIG. 2 is a bottom view of our design;
FIG. 3 is a top view of our design;
FIG. 4 is a reduced elevational view of our design; and,
FIG. 5 is a right side elevational view of our design.
The broken line showing is included for the purpose of illustrating and forms no part of the claimed design.

1 Claim, 2 Drawing Sheets



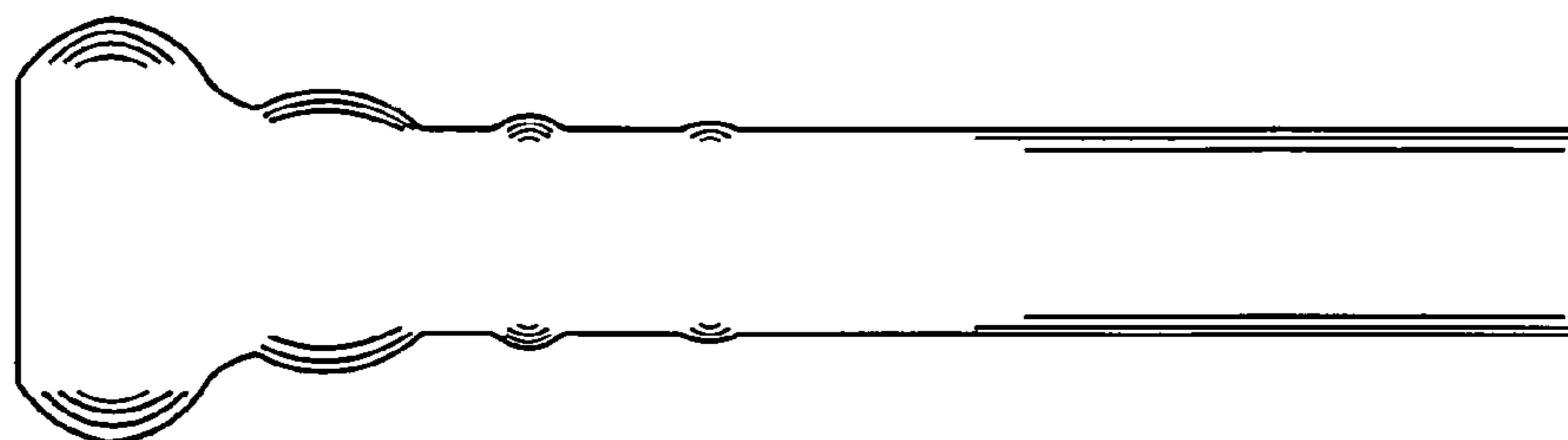


FIG 1

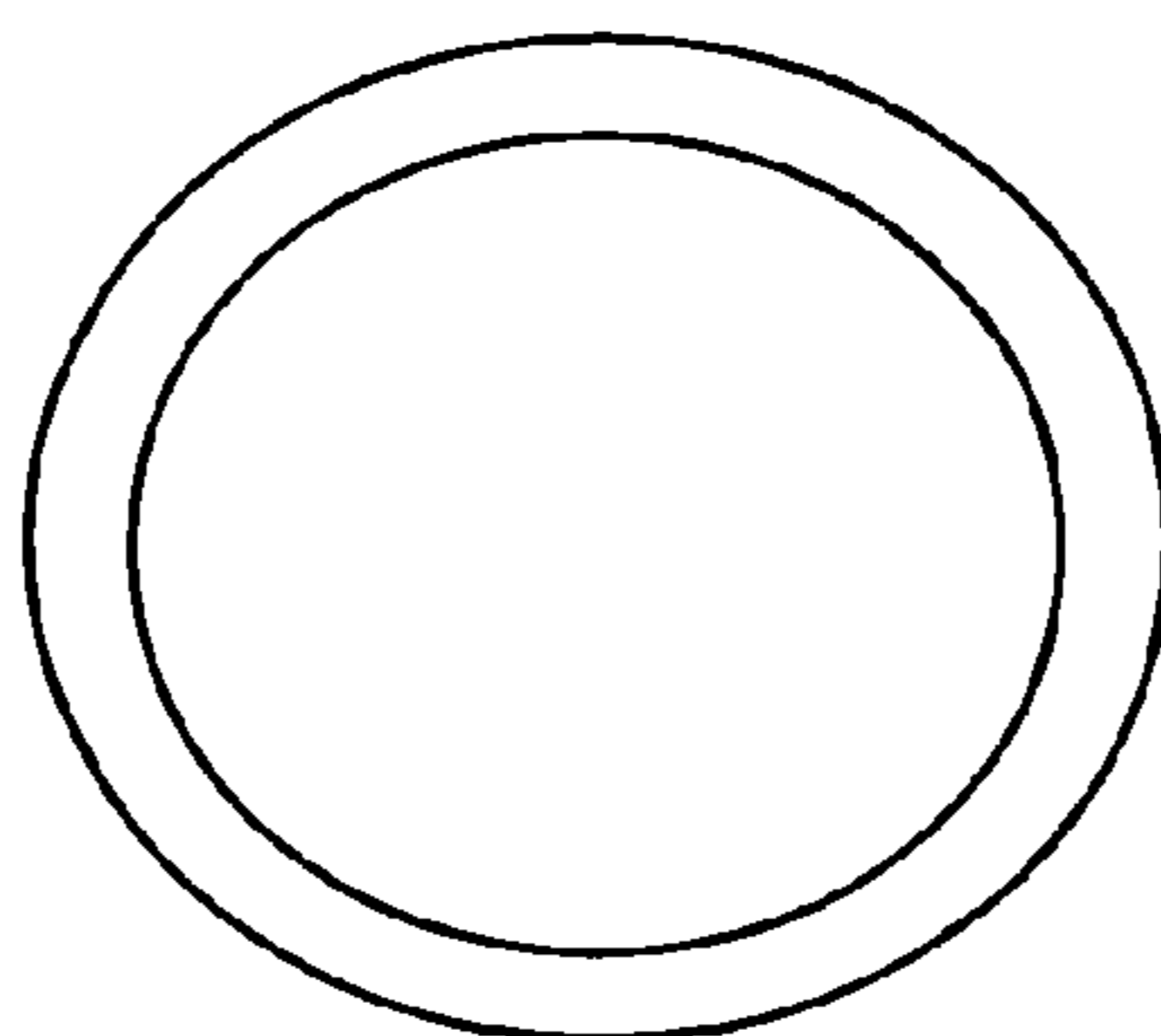


FIG 2

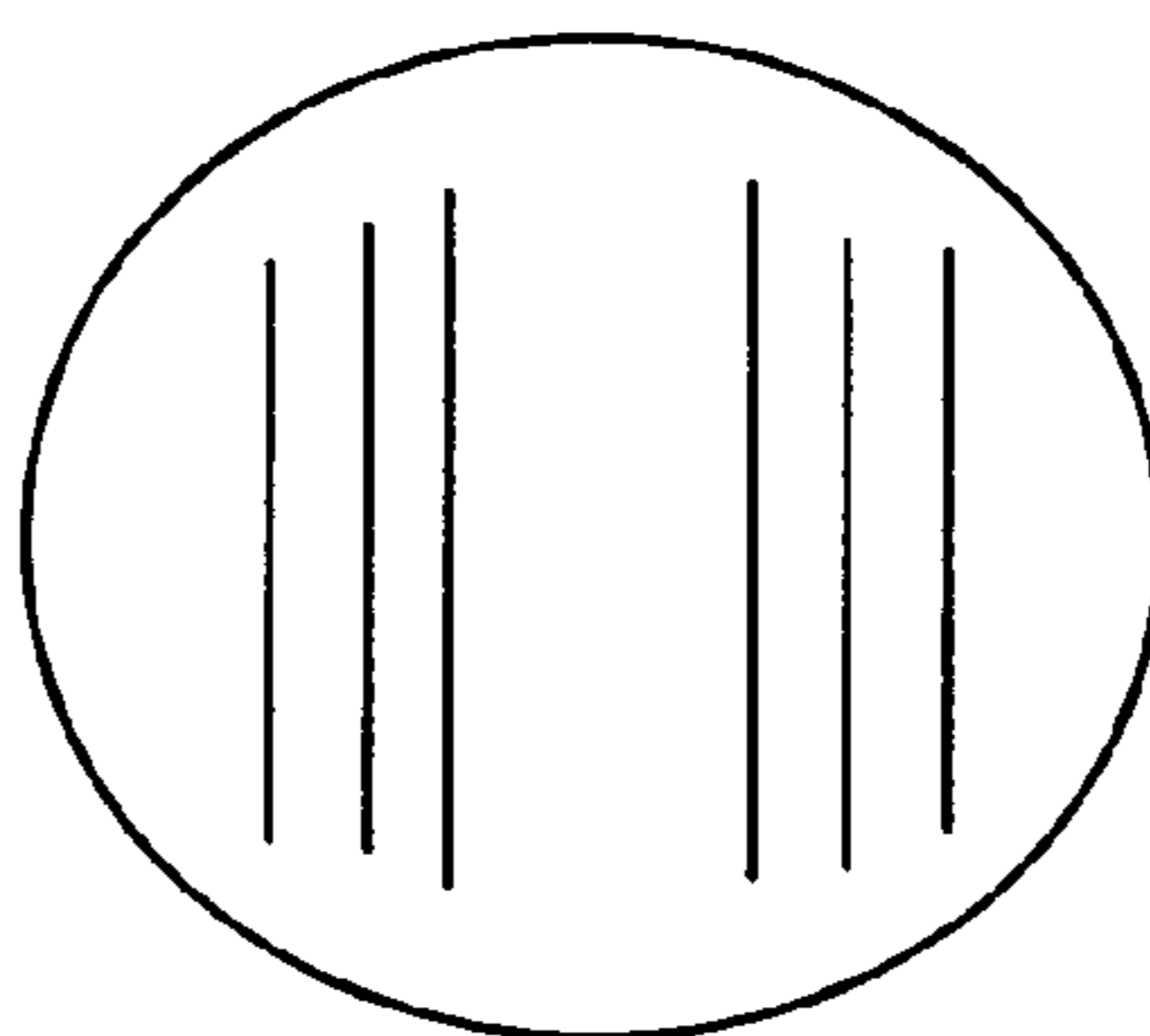


FIG 3

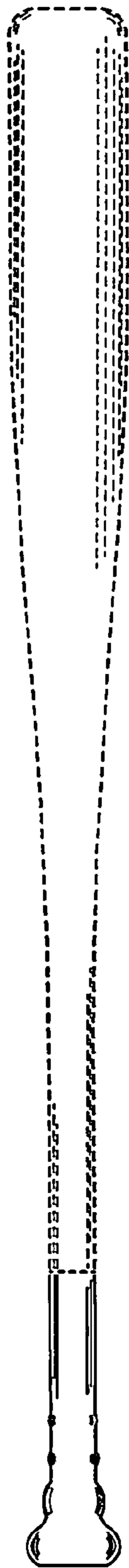


FIG 4

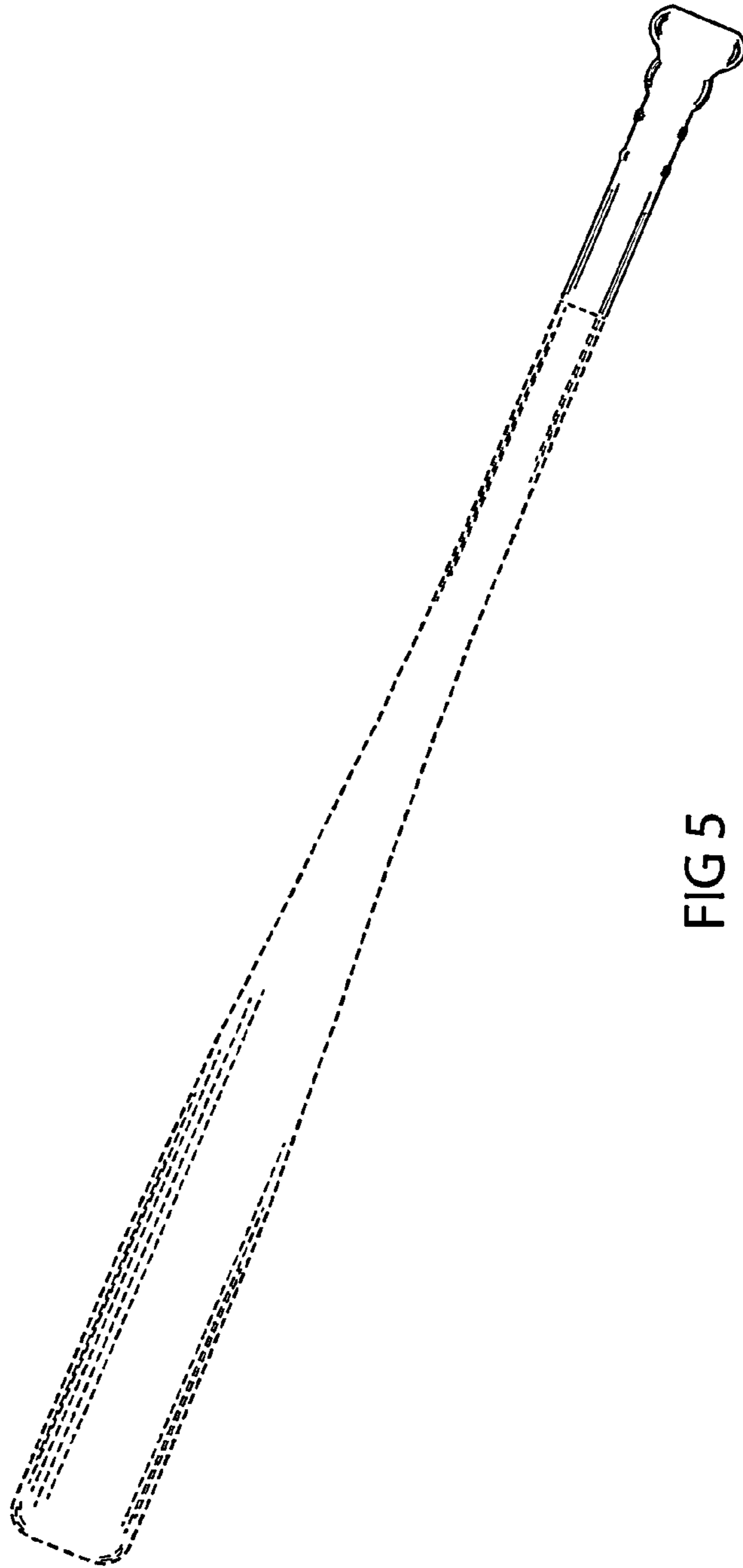


FIG 5