



US00D735261S

(12) **United States Design Patent**  
**Hsu**

(10) **Patent No.:** **US D735,261 S**  
(45) **Date of Patent:** **\*\* Jul. 28, 2015**

(54) **EYEWEAR APPARATUS**

(71) Applicant: **Wen-Yi Hsu**, Rancho Cucamonga, CA  
(US)

(72) Inventor: **Wen-Yi Hsu**, Rancho Cucamonga, CA  
(US)

(\*\*) Term: **14 Years**

(21) Appl. No.: **29/473,501**

(22) Filed: **Nov. 22, 2013**

(51) **LOC (10) Cl.** ..... **16-06**

(52) **U.S. Cl.**  
USPC ..... **D16/326; D16/309**

(58) **Field of Classification Search**  
USPC ..... D16/101, 300–342, 900; D29/109–110;  
351/41, 44, 51–52, 62, 158, 92,  
351/103–123, 140–153, 63, 59, 45–46;  
2/426–432, 447–449, 441, 434–437,  
2/13, 15; D21/483, 659–661; D14/372  
CPC ..... G02C 2200/08; G02C 1/06; G02C 5/14;  
C01C 5/16

See application file for complete search history.

(56) **References Cited**

U.S. PATENT DOCUMENTS

D524,354 S *	7/2006	Yang .....	D16/326
D599,840 S *	9/2009	Daems et al. ....	D16/326
D602,978 S *	10/2009	Mage .....	D16/326
D658,706 S *	5/2012	Sheldon .....	D16/326
D717,865 S *	11/2014	Votel et al. ....	D16/326

\* cited by examiner

*Primary Examiner* — Raphael Barkai

(74) *Attorney, Agent, or Firm* — Alexander Chen, Esq.


(57) **CLAIM**

An ornamental design for an eyewear apparatus, as shown and described.

**DESCRIPTION**

FIG. 1 is a perspective view of an eyewear apparatus showing my new design;  
FIG. 2 is a front side view thereof;  
FIG. 3 is a rear side view thereof;  
FIG. 4 is a left side view thereof;  
FIG. 5 is a right side view thereof;  
FIG. 6 is a top plan view thereof; and,  
FIG. 7 is a bottom plan view thereof.

**1 Claim, 7 Drawing Sheets**



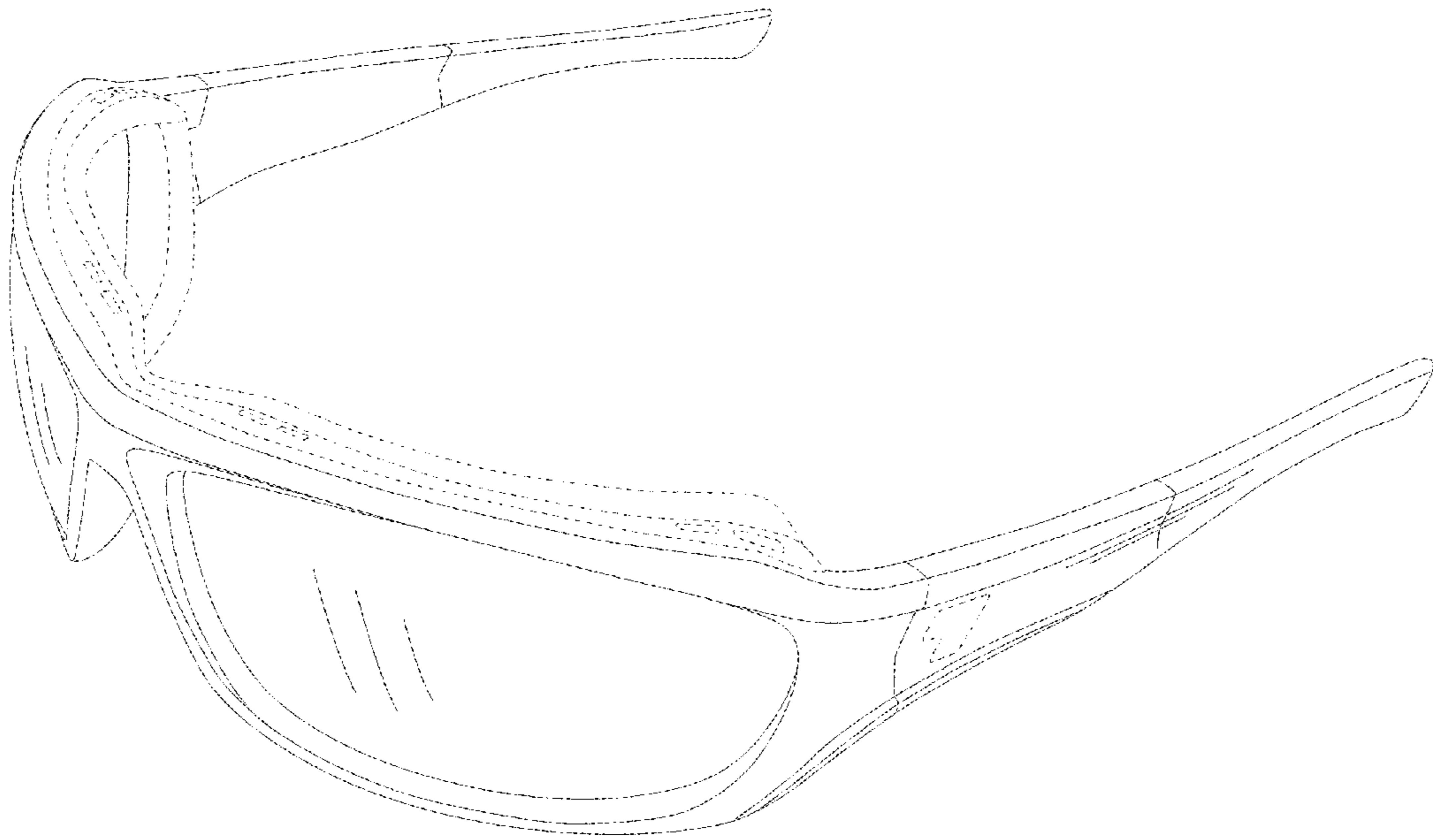


Fig. 1

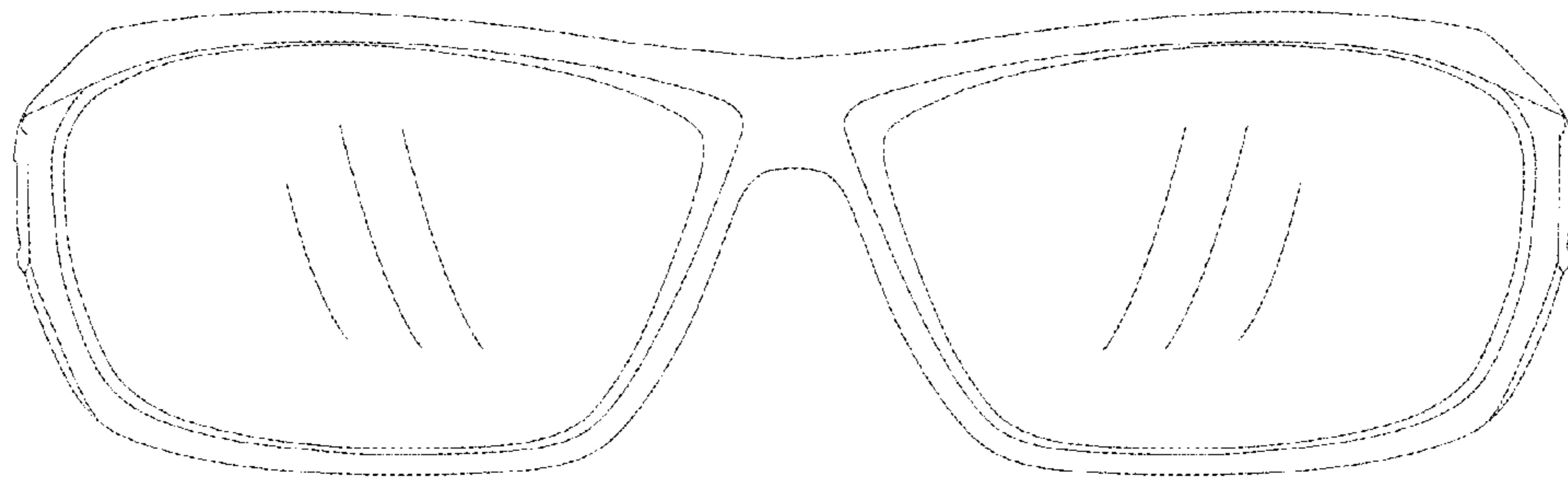


Fig. 2

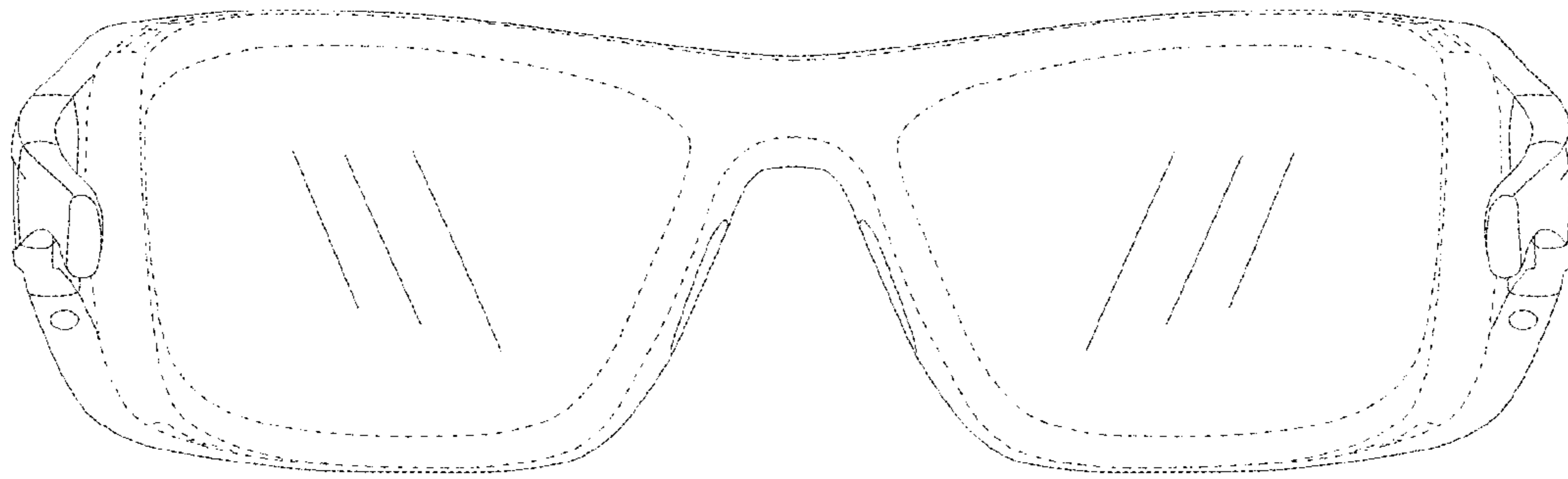


Fig. 3

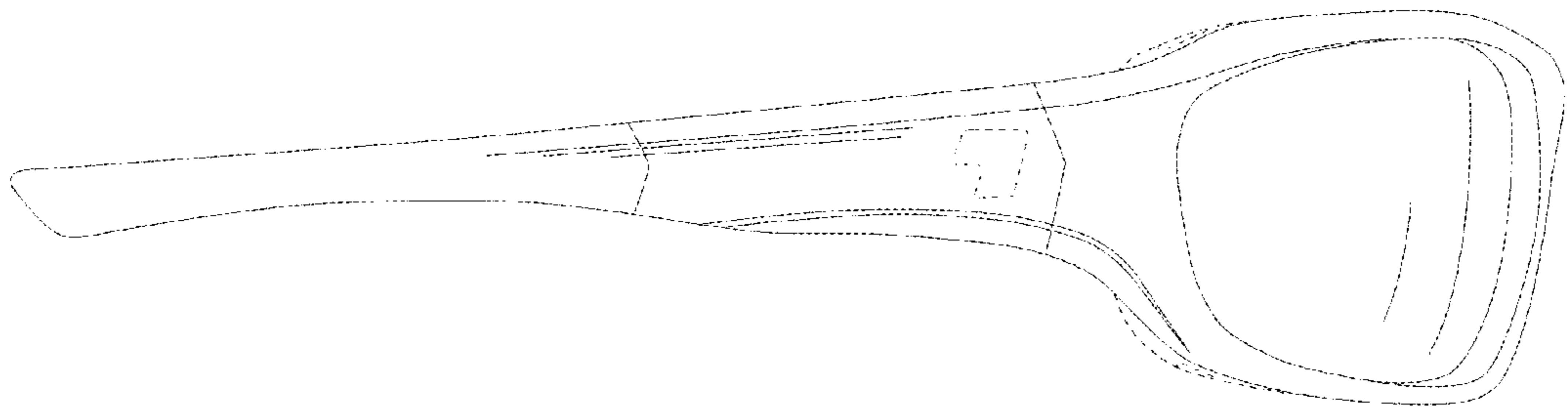


Fig. 4

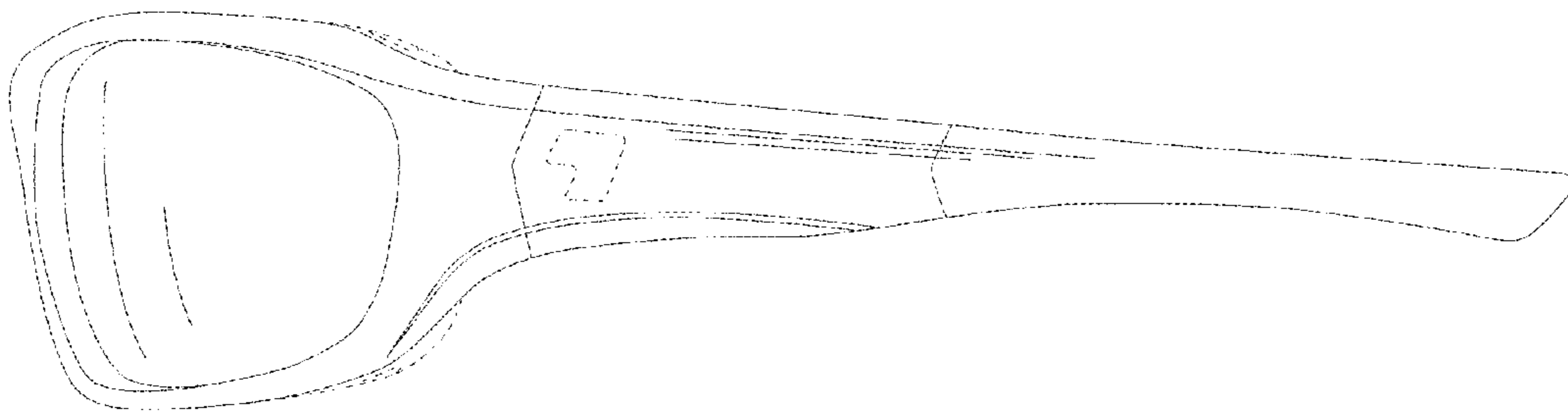


Fig. 5




Fig. 6

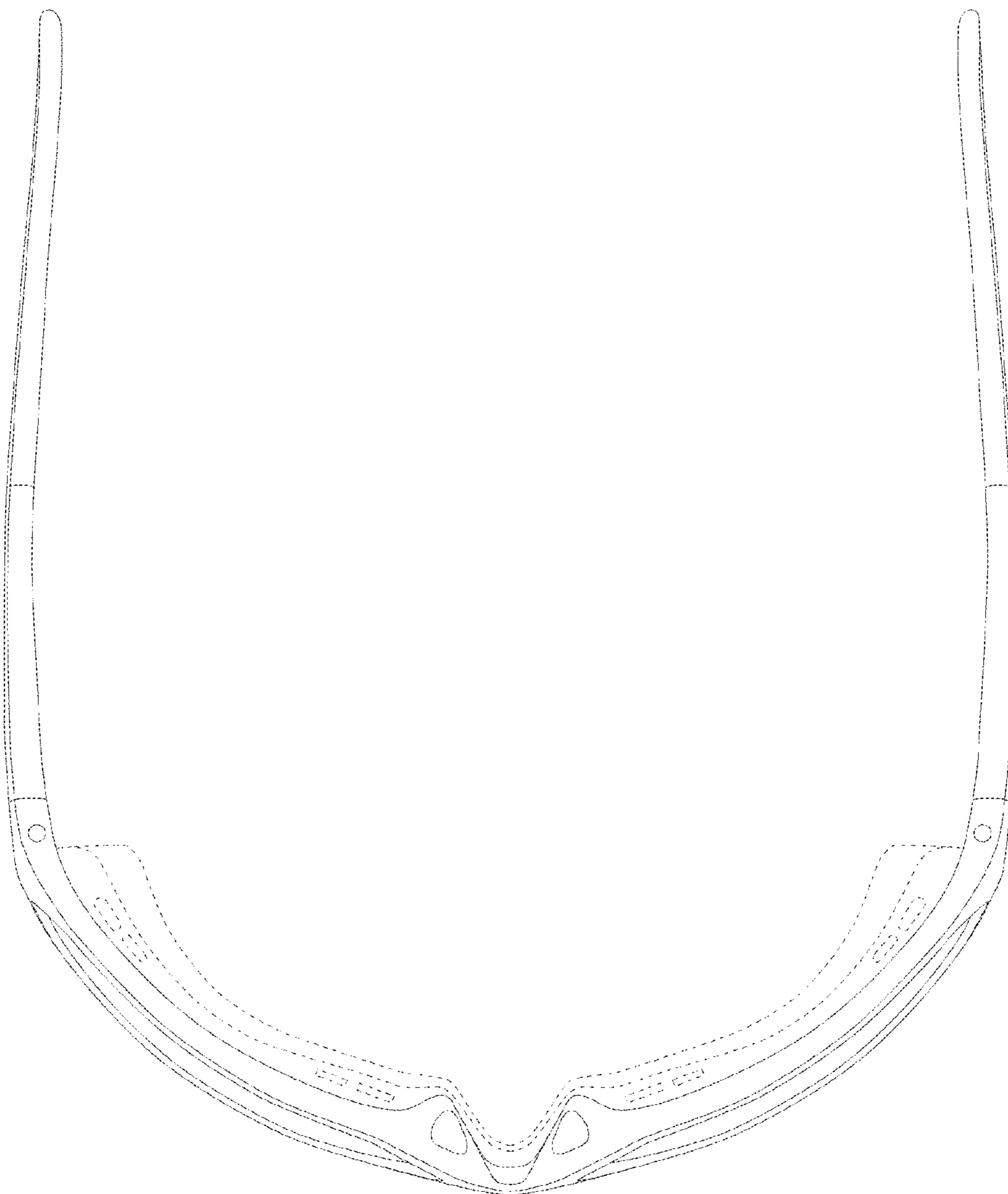


Fig. 7