



US00D735256S

(12) **United States Design Patent**
Nordwall

(10) **Patent No.:** **US D735,256 S**
(45) **Date of Patent:** **** Jul. 28, 2015**

(54) **VACUUM SEALER**

(71) Applicant: **Electrolux Professional S.p.A.**,
Pordenone (IT)

(72) Inventor: **Joachim Nordwall**, Stockholm (SE)

(73) Assignee: **Electrolux Professional S.p.A.**,
Pordenone (IT)

(**) Term: **14 Years**

(21) Appl. No.: **29/434,625**

(22) Filed: **Oct. 15, 2012**

(30) **Foreign Application Priority Data**

Apr. 13, 2012 (EM) 002025320
Sep. 17, 2012 (EM) 002103911

(51) **LOC (10) Cl.** **15-09**

(52) **U.S. Cl.**
USPC **D15/146**

(58) **Field of Classification Search**
USPC D15/122, 145, 146; 53/167, 202, 203,
53/266.1, 279, 284.5, 285, 370.7, 370.9,
53/381.1, 426, 558, 563, 565; 100/8, 25,
100/26, 29, 32; 493/184

See application file for complete search history.

(56) **References Cited**

U.S. PATENT DOCUMENTS

D536,355 S * 2/2007 Levsen et al. D15/146
D694,793 S * 12/2013 Cumming et al. D15/146
D694,794 S * 12/2013 Cumming D15/146
2013/0326995 A1 * 12/2013 Farneti 53/375.9

* cited by examiner

Primary Examiner — Patricia Palasik

(74) *Attorney, Agent, or Firm* — Banner & Witcoff, Ltd.


(57) **CLAIM**

The ornamental design for a vacuum sealer, as shown and described.

DESCRIPTION

FIG. 1 is a front perspective view of a vacuum sealer showing my new design;
FIG. 2 is a top plan view thereof;
FIG. 3 is a top plan view thereof providing a call out region labeled by reference numeral 4; and,
FIG. 4 is an enlarged perspective view corresponding to the call out region identified by numeral 4 in FIG. 3.
The broken lines in FIGS. 3-4 are for reference purposes only and forms no part of the claimed design.

1 Claim, 4 Drawing Sheets



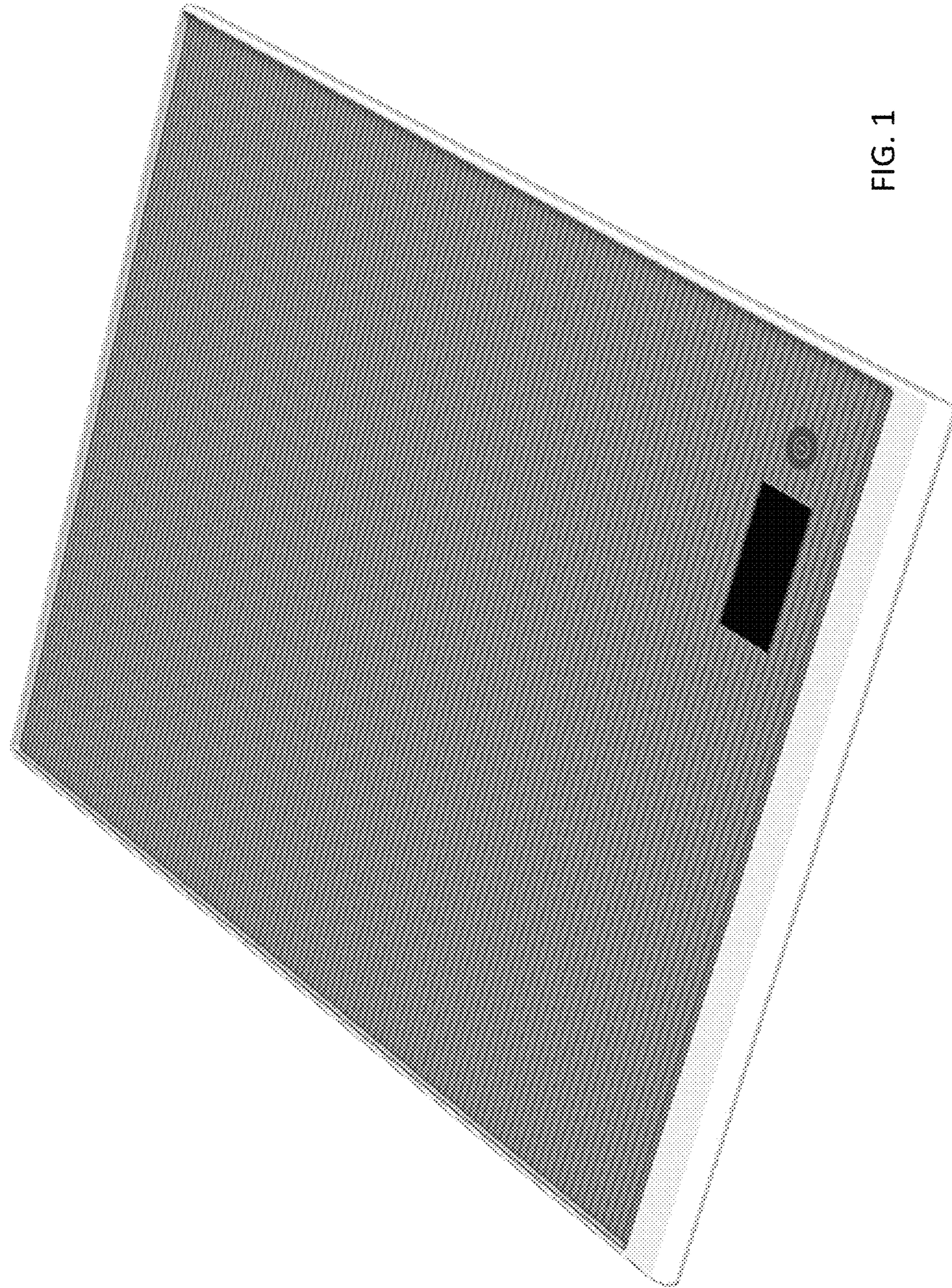


FIG. 1




FIG. 2



FIG. 3




FIG. 4