



US00D735237S

(12) **United States Design Patent**
Brody et al.

(10) **Patent No.:** **US D735,237 S**
(45) **Date of Patent:** **** Jul. 28, 2015**

(54) **DISPLAY PANEL WITH AN ANIMATED COMPUTER ICON**

(71) Applicant: **Google Inc.**, Mountain View, CA (US)

(72) Inventors: **Sara Anne Barton Sinclair Brody**, Sunnyvale, CA (US); **Nicholas K. Hobbs**, San Francisco, CA (US)

(73) Assignee: **Google Inc.**, Mountain View, CA (US)

(**) Term: **14 Years**

(21) Appl. No.: **29/453,787**

(22) Filed: **May 2, 2013**

(51) **LOC (10) Cl.** **14-04**

(52) **U.S. Cl.**
USPC **D14/488**

(58) **Field of Classification Search**
USPC D14/485–495
CPC G06T 13/00; G06T 13/80; G06F 3/04886
See application file for complete search history.

(56) **References Cited**

U.S. PATENT DOCUMENTS

5,457,454	A *	10/1995	Sugano	341/22
7,081,837	B2 *	7/2006	Bollman	341/22
D549,714	S *	8/2007	Sharma	D14/485
D606,074	S *	12/2009	Gim	D14/396
D664,962	S *	8/2012	Duggan et al.	D14/485
D664,963	S *	8/2012	Duggan et al.	D14/485
D664,964	S *	8/2012	Odell et al.	D14/485
D665,394	S *	8/2012	Duggan et al.	D14/485
8,405,630	B1 *	3/2013	Bi et al.	345/173
2009/0303187	A1 *	12/2009	Pallakoff	345/169
2010/0289824	A1 *	11/2010	Atzmon	345/647
2012/0117506	A1 *	5/2012	Koch et al.	715/773
2012/0206363	A1 *	8/2012	Kyprianou et al.	345/168

2012/0242692	A1 *	9/2012	Laubach	345/629
2012/0324384	A1 *	12/2012	Cohen et al.	715/765
2013/0002565	A1 *	1/2013	Tumanov et al.	345/173
2013/0019191	A1 *	1/2013	Arnold	715/765
2013/0088439	A1 *	4/2013	Shih et al.	345/173
2013/0093682	A1 *	4/2013	Lindsay	345/169

OTHER PUBLICATIONS

iOSVlog Daily, “New iPad iOS 5 Keyboard Feature Split It Up!— iOS Vlog 439,” YouTube, Jun. 13, 2011, Screenshots from video retrieved on May 28, 2013 from the Internet: <http://youtu.be/tCIOGo5658I>, 4 pages.

* cited by examiner

Primary Examiner — Ian Simmons

Assistant Examiner — Richelle G Shelton

(74) *Attorney, Agent, or Firm* — Fish & Richardson P.C.

(57) **CLAIM**

The ornamental design for a display panel with an animated computer icon, substantially as shown and described.

DESCRIPTION

FIG. 1 is a front view of a first image of a display panel, with an animated computer icon.

FIG. 2 is a front view of a second image thereof.

FIG. 3 is a front view of a third image thereof.

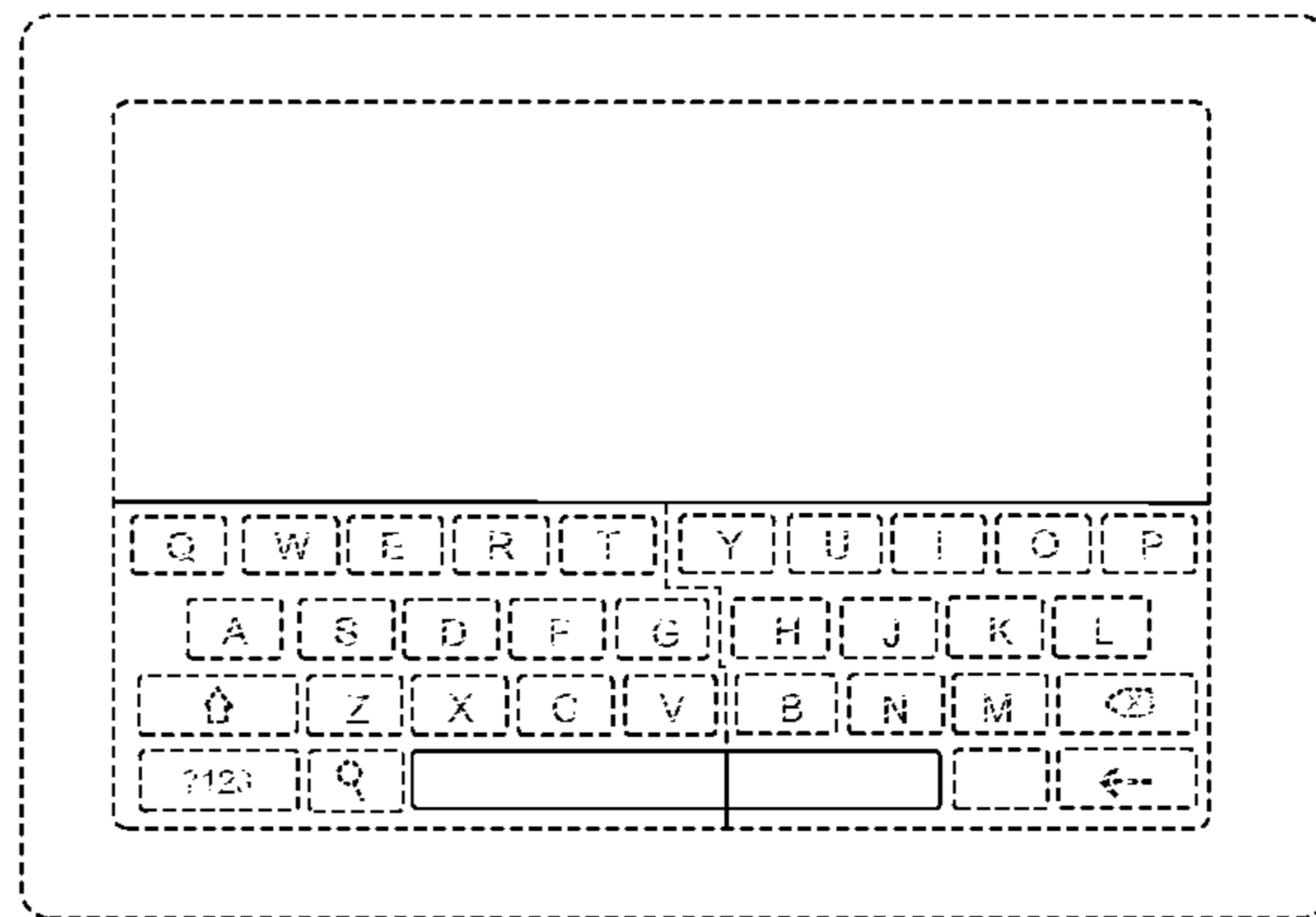
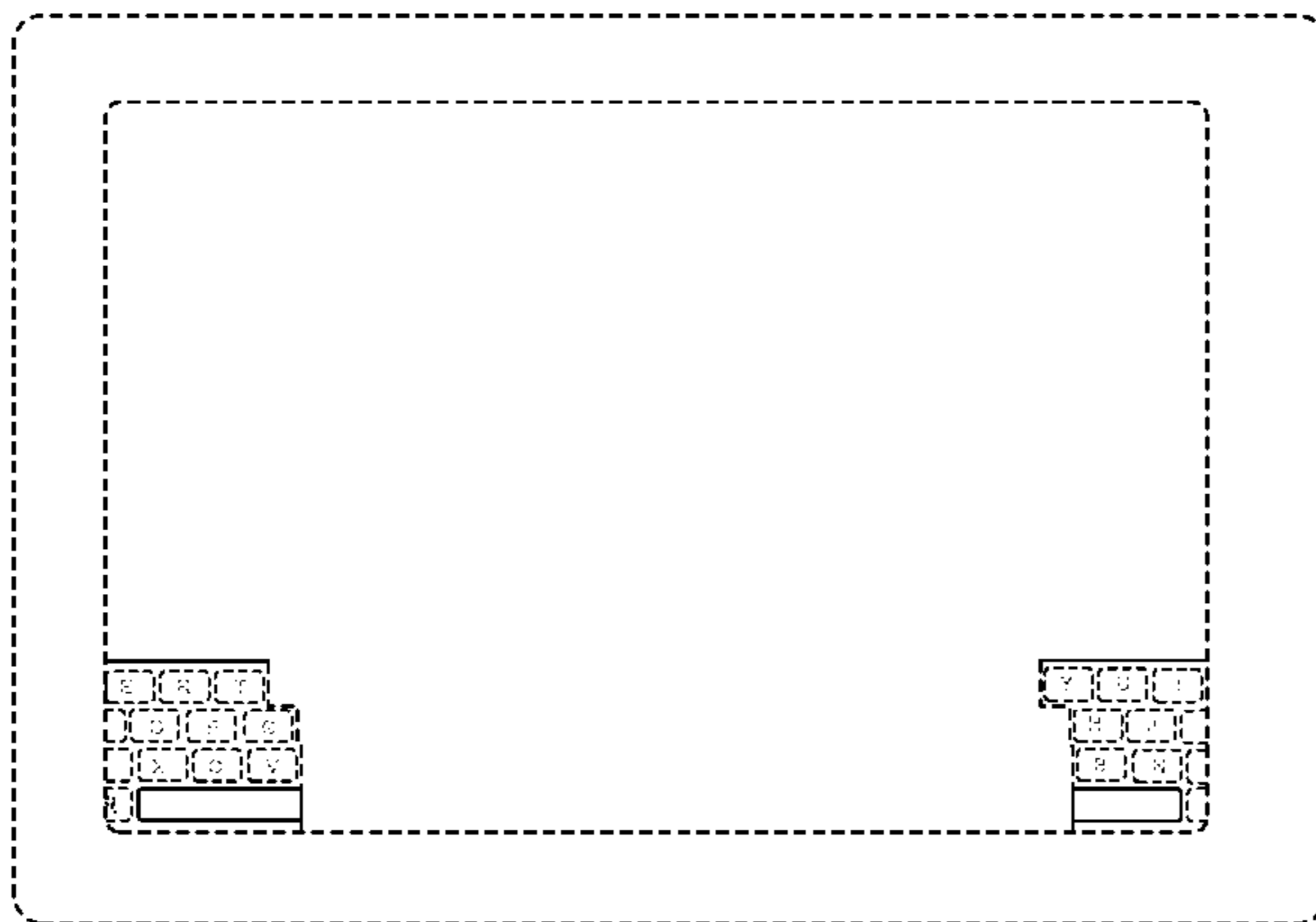
FIG. 4 is a front view of a fourth image thereof; and,

FIG. 5 is a front view of a fifth image thereof.

The appearance of the display panel sequentially transitions between the images shown in FIGS. 1 through 5. The process or period in which one image transitions to another image forms no part of the claimed design.

The broken line showing of a display panel and the remainder of the graphical user interface is to illustrate environment and forms no part of the claimed design.

1 Claim, 3 Drawing Sheets






FIG. 1

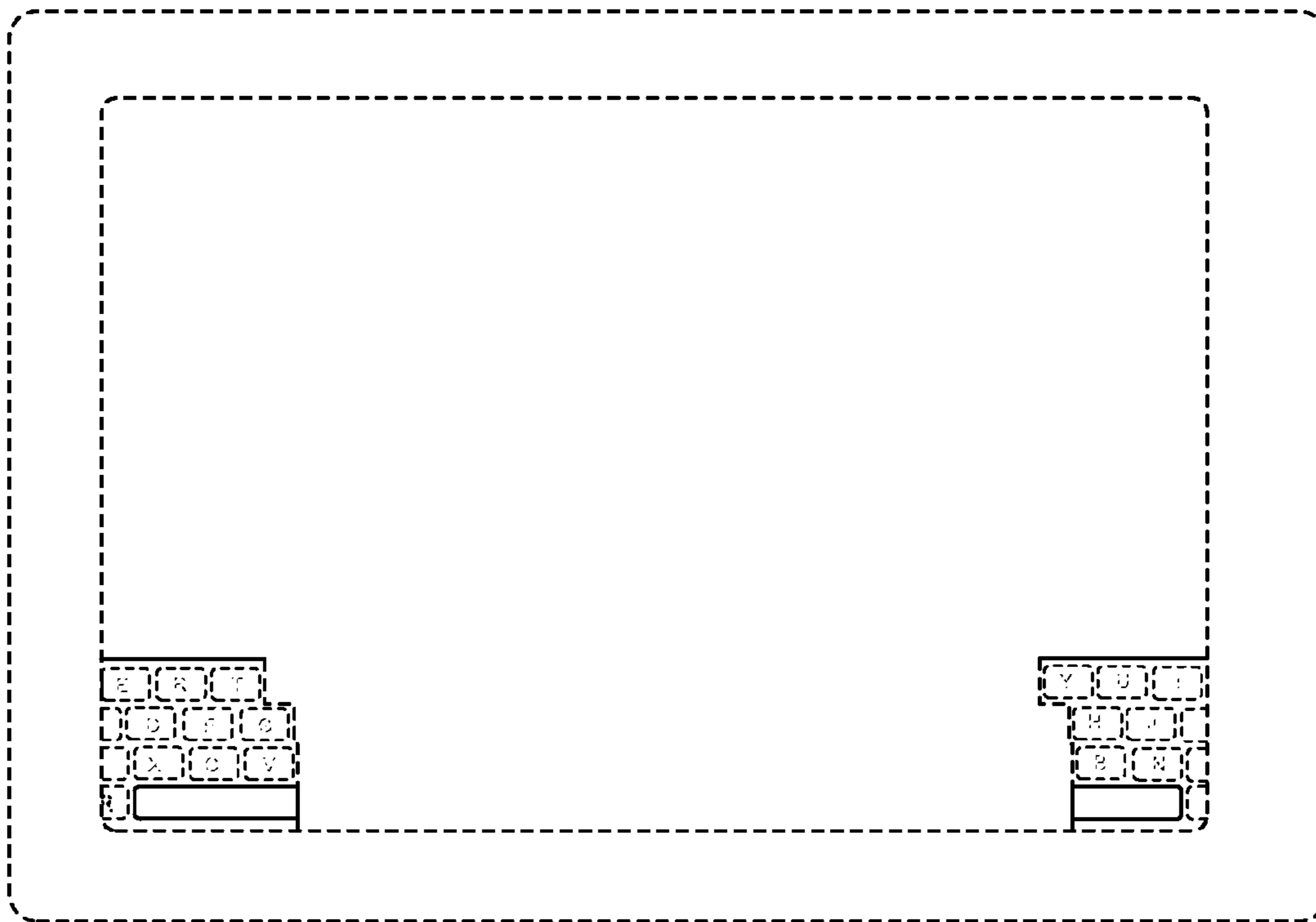


FIG. 2

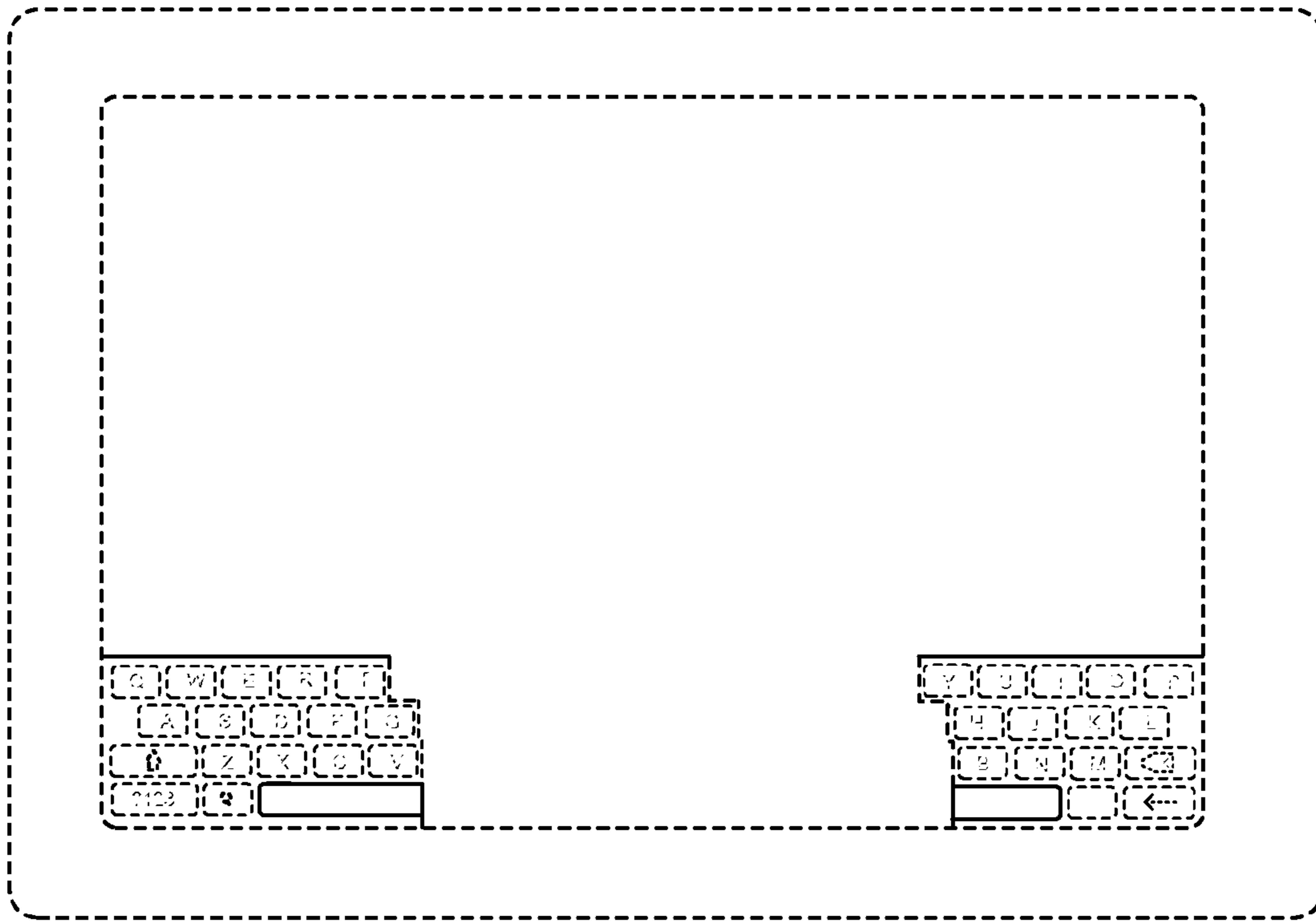


FIG. 3

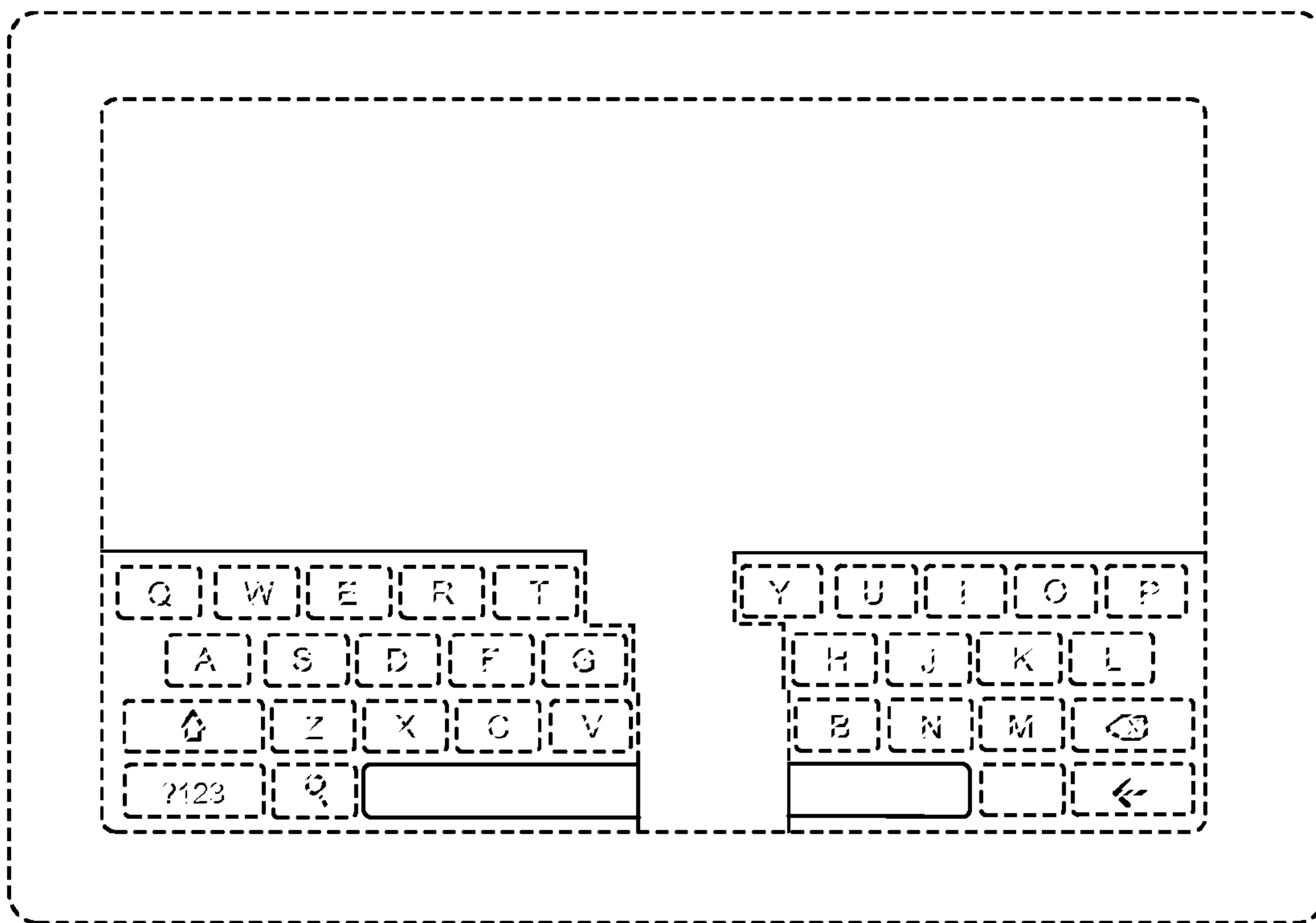


FIG. 4

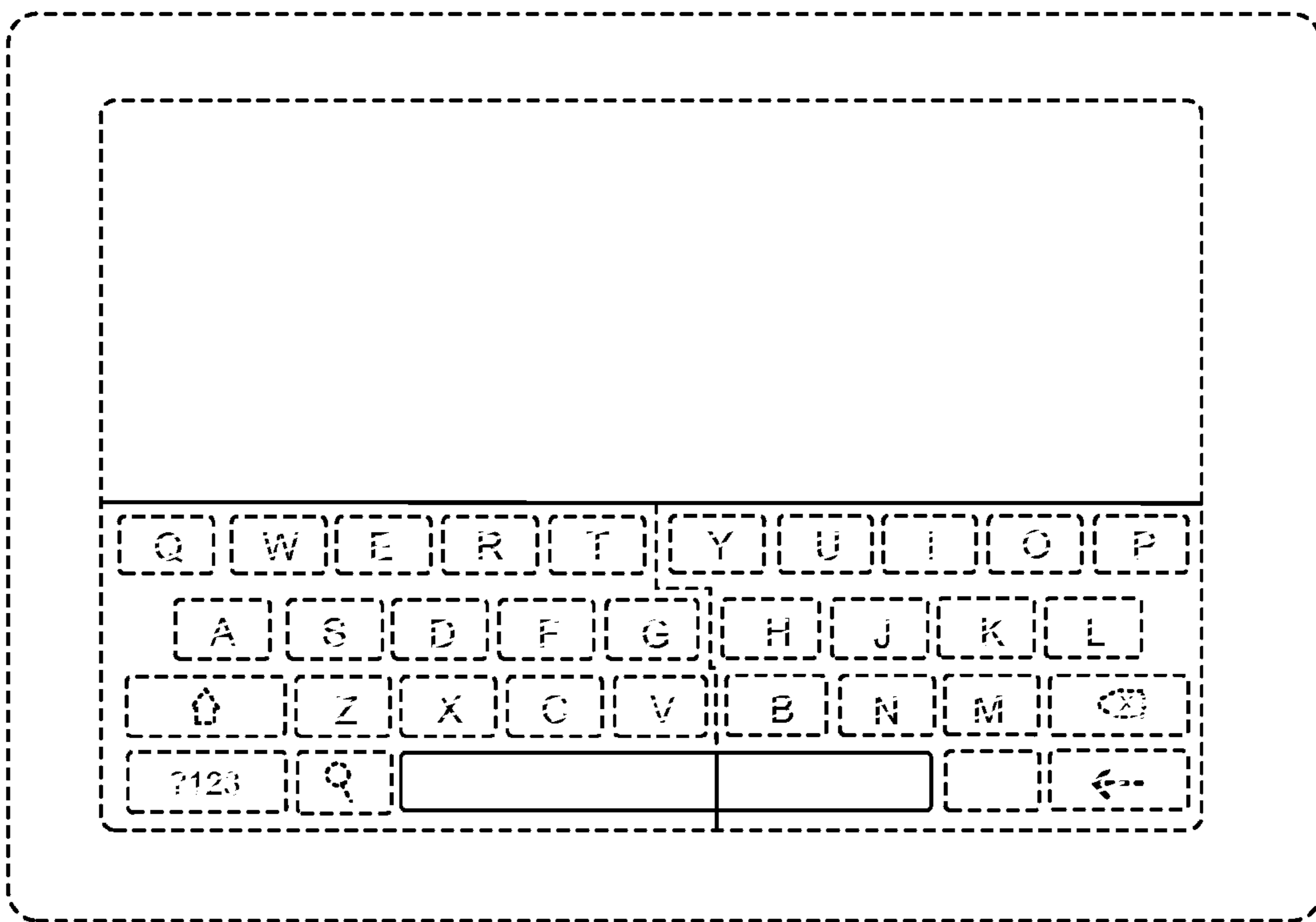


FIG. 5