



US00D735236S

(12) **United States Design Patent**
Keavney et al.

(10) **Patent No.:** **US D735,236 S**

(45) **Date of Patent:** **** Jul. 28, 2015**

(54) **PORTION OF A DISPLAY PANEL WITH AN ANIMATED COMPUTER ICON**

D611,053 S * 3/2010 Kanga et al. D14/485
D611,486 S * 3/2010 Hirsch et al. D14/485
D613,300 S * 4/2010 Chaudhri D14/488

(71) Applicants: **Mark Keavney**, South San Francisco, CA (US); **Scott McGhee**, San Ramon, CA (US); **David Hsia**, San Francisco, CA (US); **Dmitri Krakovsky**, San Francisco, CA (US)

(Continued)

Primary Examiner — Melanie H Tung

(74) *Attorney, Agent, or Firm* — Fish & Richardson P.C.

(72) Inventors: **Mark Keavney**, South San Francisco, CA (US); **Scott McGhee**, San Ramon, CA (US); **David Hsia**, San Francisco, CA (US); **Dmitri Krakovsky**, San Francisco, CA (US)

(57)

CLAIM

The ornamental design for a portion of a display panel with an animated computer icon, substantially as shown and described.

(73) Assignee: **SuccessFactors, Inc.**, San Francisco, CA (US)

DESCRIPTION

(**) Term: **14 Years**

FIG. 1 is a front view of a portion of a display panel, showing a first image of an animated computer icon.

(21) Appl. No.: **29/440,711**

FIG. 2 is a front view of the portion of the display panel, showing a second image of the animated computer icon.

(22) Filed: **Dec. 26, 2012**

FIG. 3 is a front view of the portion of the display panel, showing a third image of the animated computer icon.

(51) **LOC (10) Cl.** **14-04**

FIG. 4 is a front view of the portion of the display panel, showing a fourth image of the animated computer icon.

(52) **U.S. Cl.**

USPC **D14/488**

FIG. 5 is a front view of the portion of the display panel, showing a fifth image of the animated computer icon.

(58) **Field of Classification Search**

USPC D14/485-95; D18/24-33; D19/6, 52; D20/11; D21/324-33; 715/700-867, 715/973-77

FIG. 6 is a front view of the portion of the display panel, showing a sixth image of the animated computer icon.

CPC G06F 3/048-3/04897

FIG. 7 is a front view of the portion of the display panel, showing a seventh image of the animated computer icon.

See application file for complete search history.

FIG. 8 is a front view of the portion of the display panel, showing an eighth image of the animated computer icon; and,

FIG. 9 is a front view of the portion of the display panel, showing a ninth image of the animated computer icon.

The appearance of the image transitions sequentially between the images shown in FIGS. 1-9. The process or period in which an image transitions to another forms no part of the claimed design.



(56) **References Cited**

U.S. PATENT DOCUMENTS

5,690,340 A * 11/1997 Musleh 273/459
7,178,111 B2 * 2/2007 Glein et al. 715/848
D568,892 S * 5/2008 Stabb et al. D14/485
D598,928 S * 8/2009 Hirsch et al. D14/485
D599,812 S * 9/2009 Hirsch D14/488

The outer broken line showing a portion of a display panel in all views forms no part of the claimed design. The broken line showing of graphical elements and text within the portion of the display panel form no part of the claimed design.

1 Claim, 9 Drawing Sheets



(56)

References Cited

U.S. PATENT DOCUMENTS

D614,664 S *	4/2010	Barcheck et al.	D14/493	D648,347 S *	11/2011	Chaudhri	D14/488
D623,057 S *	9/2010	Kletz	D9/434	D682,842 S *	5/2013	Kurata et al.	D14/485
D624,927 S *	10/2010	Allen et al.	D14/486	D682,874 S *	5/2013	Frijlink et al.	D14/488
D624,932 S *	10/2010	Chaudhri	D14/488	D683,345 S *	5/2013	Akana et al.	D14/341
D628,210 S *	11/2010	Luke et al.	D14/486	D701,527 S *	3/2014	Brinda et al.	D14/488
D633,920 S *	3/2011	Luke et al.	D14/488	D705,250 S *	5/2014	Khanna	D14/488
D636,785 S *	4/2011	Brinda	D14/488	D707,249 S *	6/2014	Yamada	D14/488
D637,606 S *	5/2011	Luke et al.	D14/488	D716,338 S *	10/2014	Lee	D14/488
				2008/0046840 A1 *	2/2008	Melton et al.	715/825
				2009/0313578 A1 *	12/2009	Roh et al.	715/790
				2011/0138320 A1 *	6/2011	Vronay et al.	715/781

* cited by examiner




FIG. 1




FIG. 2




FIG. 3




FIG. 4




FIG. 5

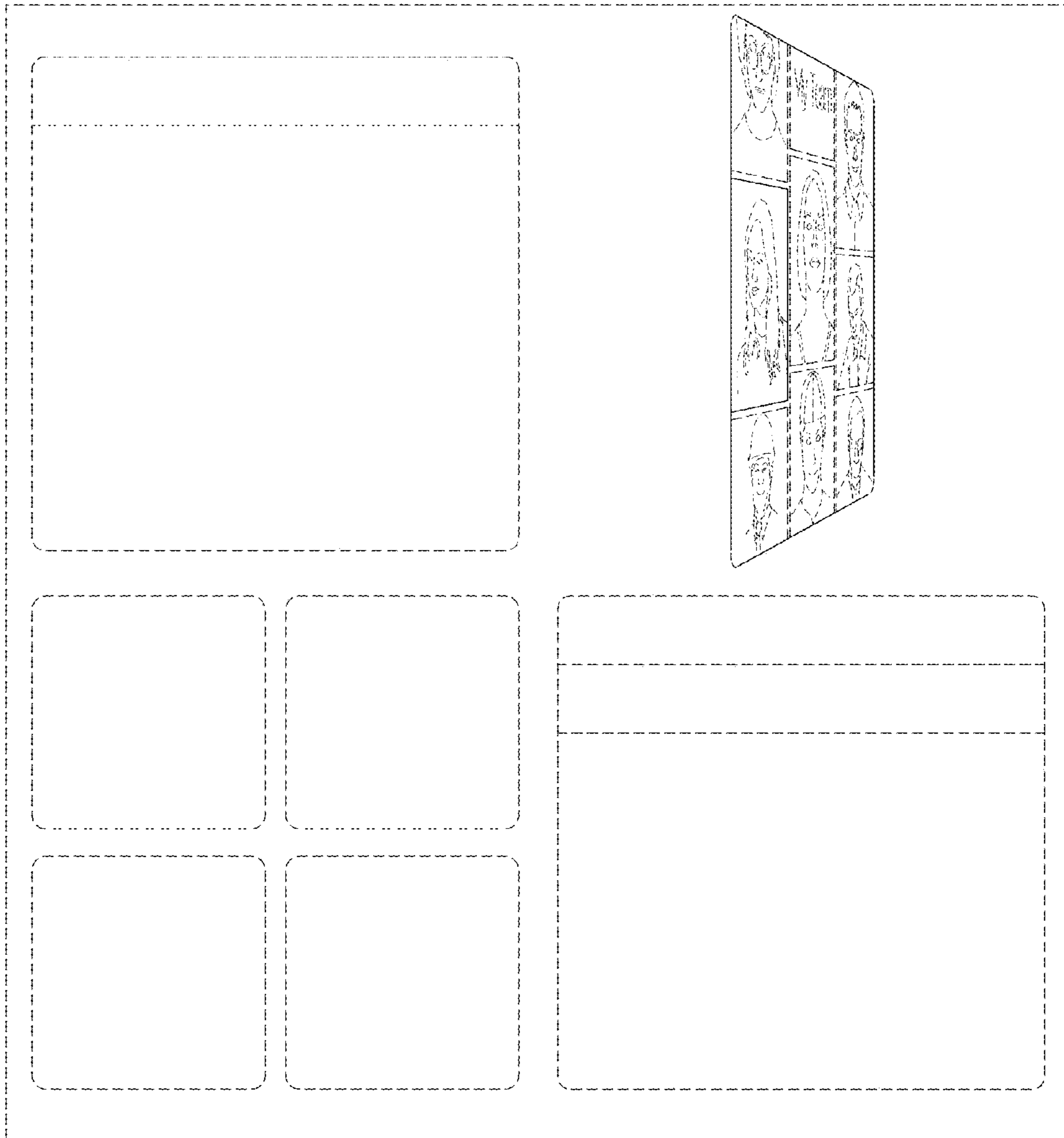


FIG. 6




FIG. 7




FIG. 8




FIG. 9