



US00D735202S

(12) **United States Design Patent**
Kim et al.

(10) **Patent No.:** **US D735,202 S**
(45) **Date of Patent:** **** Jul. 28, 2015**

(54) **SOLID STATE DRIVE**

(71) Applicant: **SAMSUNG ELECTRONICS CO., LTD.**, Suwon-si (KR)

(72) Inventors: **Min-sang Kim**, Hwaseong-si (KR); **Kyu-dong Kim**, Seoul (KR); **Ji-hoon Kim**, Seoul (KR)

(73) Assignee: **SAMSUNG ELECTRONICS CO., LTD.**, Suwon-si (KR)

(**) Term: **14 Years**

(21) Appl. No.: **29/473,469**

(22) Filed: **Nov. 22, 2013**

(30) **Foreign Application Priority Data**

Jun. 26, 2013 (KR) 30-2013-0032873

(51) **LOC (10) Cl.** **14-02**

(52) **U.S. Cl.**
USPC **D14/436**; D14/435

(58) **Field of Classification Search**
USPC D14/435-438, 478-480; 235/441, 443, 235/487, 492, 493, 495; 361/737, 679, 752, 361/736, 728, 796, 797, 729, 730, 361/725-727; 257/678, 679, 693, E23.064; 439/946, 948, 159; 174/250, 260, 52.1, 174/52.2; 710/300-303; 438/121
CPC G06K 19/06196; G06K 19/072; G06K 19/0721; G06K 19/0722; G06K 19/0723; G06K 19/0724; G06K 19/0725; G06K 19/0726; G06K 19/0727; G06K 19/0728; G06K 19/073; G06K 19/07309; G06K 19/077; G06K 19/07701; G06K 19/07715; G06K 19/0772; G06K 19/07722; G06K 19/07724; G06K 19/07726; G06K 19/07728; G06F 21/77-21/80; G06F 21/85-21/88; G06F 21/00; G06Q 20/3229; G06Q 20/34; G06Q 20/341; G06Q 20/346; G06Q 20/349; G06Q 20/3563; G06Q 20/3567; G06Q 20/357; G06Q 20/3576; H05K 5/026; H05K 5/0256; H05K 5/0265; H05K 5/0269; H05K 5/0273; H05K 5/0278;

H05K 5/0283; H05K 5/0286; H05K 5/0291; H05K 5/0295; H05K 5/03; H05K 5/04; H05K 5/06; H05K 5/061; H05K 5/062; H05K 5/063; H05K 5/064; H05K 5/065; H05K 5/066; H05K 5/067; H05K 5/068; H05K 5/069; H05K 7/00; H05K 7/005; H05K 7/02; H05K 7/023; H05K 7/026; H05K 7/04; H05K 7/10; H05K 7/1418; H05K 7/142; H05K 7/1424; H05K 7/1427-7/1439; H05K 7/1461; H05K 7/1464-7/1474; H05K 7/1479; H05K 7/1481; H05K 7/1485-7/1488; H05K 2201/09745; H05K 2201/09754; H05K 2201/09763; H05K 2201/09772; H05K 2201/098; H05K 2201/09818; H05K 2201/10; H05K 2201/10007; H04N 2201/216

See application file for complete search history.

(56) **References Cited**

U.S. PATENT DOCUMENTS

D305,886 S * 2/1990 Banjo et al. D14/436
5,581,127 A * 12/1996 Shinohara 257/679

(Continued)

Primary Examiner — Susan Moon Lee

(74) *Attorney, Agent, or Firm* — Sughrue Mion, PLLC

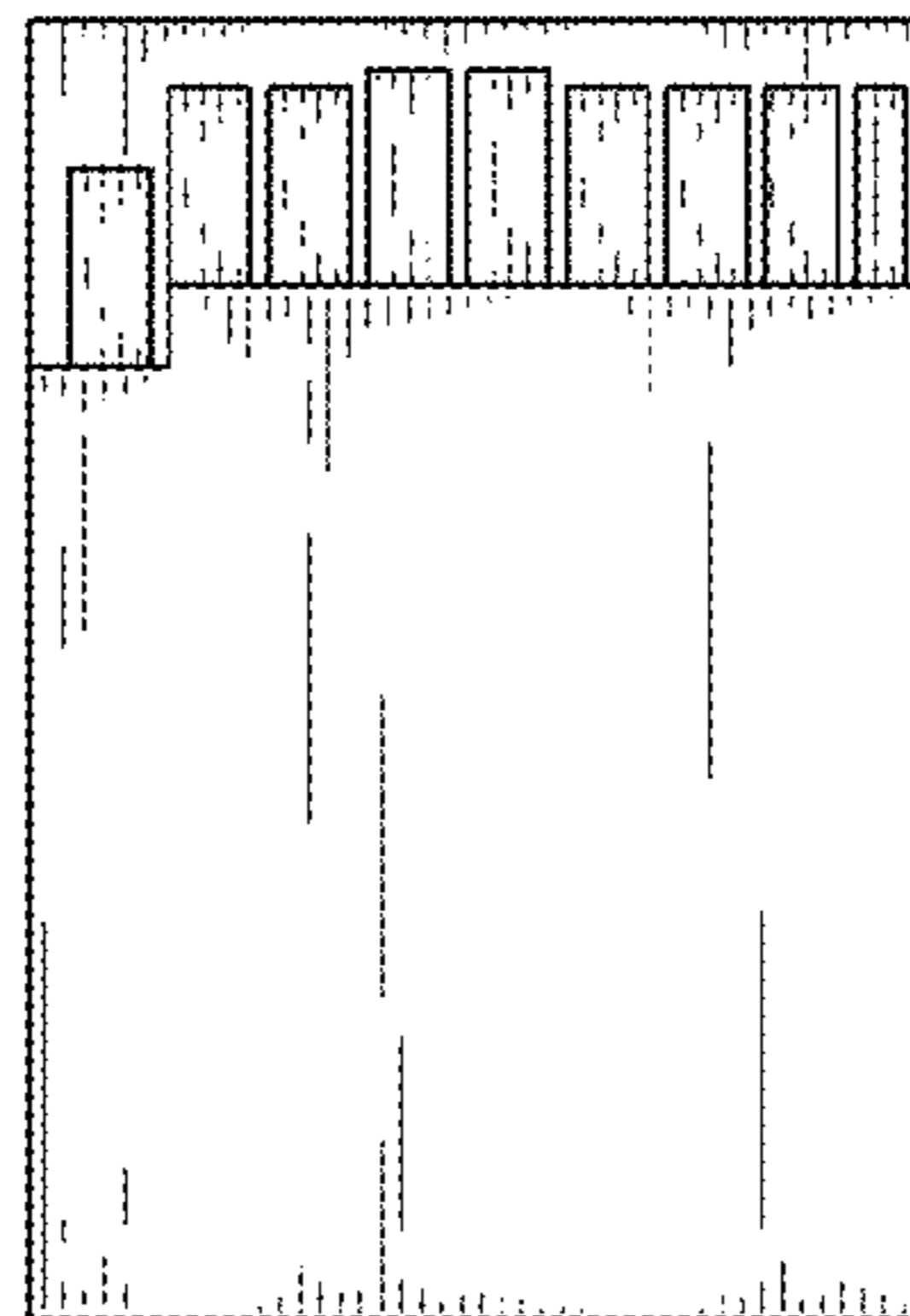
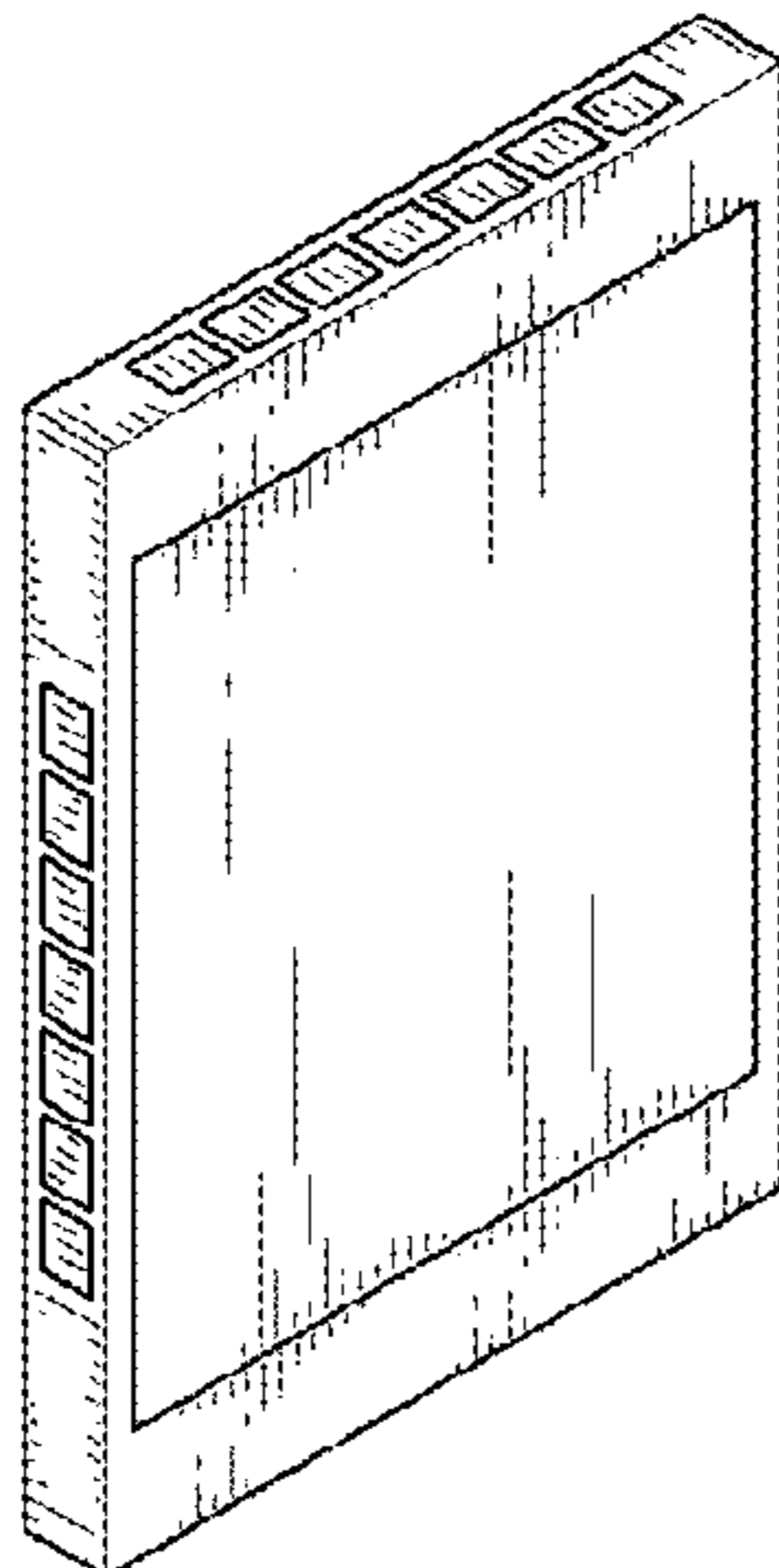
(57) **CLAIM**

The ornamental design of a solid state drive, as shown and described.

DESCRIPTION

FIG. 1 is a perspective view of the solid state drive, according to an exemplary embodiment;
FIG. 2 is a front elevational view of the solid state drive;
FIG. 3 is a rear elevational view of the solid state drive;
FIG. 4 is a left side elevational view of the solid state drive;
FIG. 5 is a right side elevational view of the solid state drive;
FIG. 6 is a top plan view of the solid state drive; and,
FIG. 7 is a bottom plan view of the solid state drive.

1 Claim, 4 Drawing Sheets



(56)

References Cited

U.S. PATENT DOCUMENTS

5,787,399 A * 7/1998 Lee et al. 704/270
 D416,886 S * 11/1999 Hirai et al. D14/436
 6,483,038 B2 * 11/2002 Lee et al. 174/255
 6,908,038 B1 * 6/2005 Le 235/492
 D515,586 S * 2/2006 Cuellar et al. D14/436
 D515,587 S * 2/2006 Cuellar et al. D14/436
 D517,559 S * 3/2006 Yu et al. D14/436
 D518,059 S * 3/2006 Cuellar et al. D14/436
 D530,331 S * 10/2006 Yao D14/436
 7,307,848 B2 * 12/2007 Takiar 361/737
 D565,572 S * 4/2008 Yang D14/436
 7,583,071 B2 * 9/2009 Skultety-Betz et al. 324/67
 D611,945 S * 3/2010 Yao D14/436
 8,097,939 B2 * 1/2012 Okada 257/679

D669,479 S * 10/2012 Lepp et al. D14/436
 D690,672 S * 10/2013 Yoshida et al. D13/182
 2001/0025721 A1 * 10/2001 Maeda et al. 174/250
 2003/0100203 A1 * 5/2003 Yen 439/79
 2006/0085583 A1 * 4/2006 Yu et al. 710/301
 2007/0145133 A1 * 6/2007 Jolivet 235/441
 2007/0228536 A1 * 10/2007 Aoki 257/678
 2008/0227337 A1 * 9/2008 Jow 439/630
 2008/0248692 A1 * 10/2008 Ni et al. 439/607
 2011/0182037 A1 * 7/2011 Katsumura 361/728
 2013/0013836 A1 * 1/2013 Pinto et al. 710/301
 2013/0250140 A1 * 9/2013 Jow 348/231.4
 2013/0262764 A1 * 10/2013 Jow 711/115
 2014/0027503 A1 * 1/2014 Kennedy et al. 235/375
 2014/0127947 A1 * 5/2014 Han 439/630
 2014/0258563 A1 * 9/2014 Otsuka et al. 710/13

* cited by examiner

FIG. 1

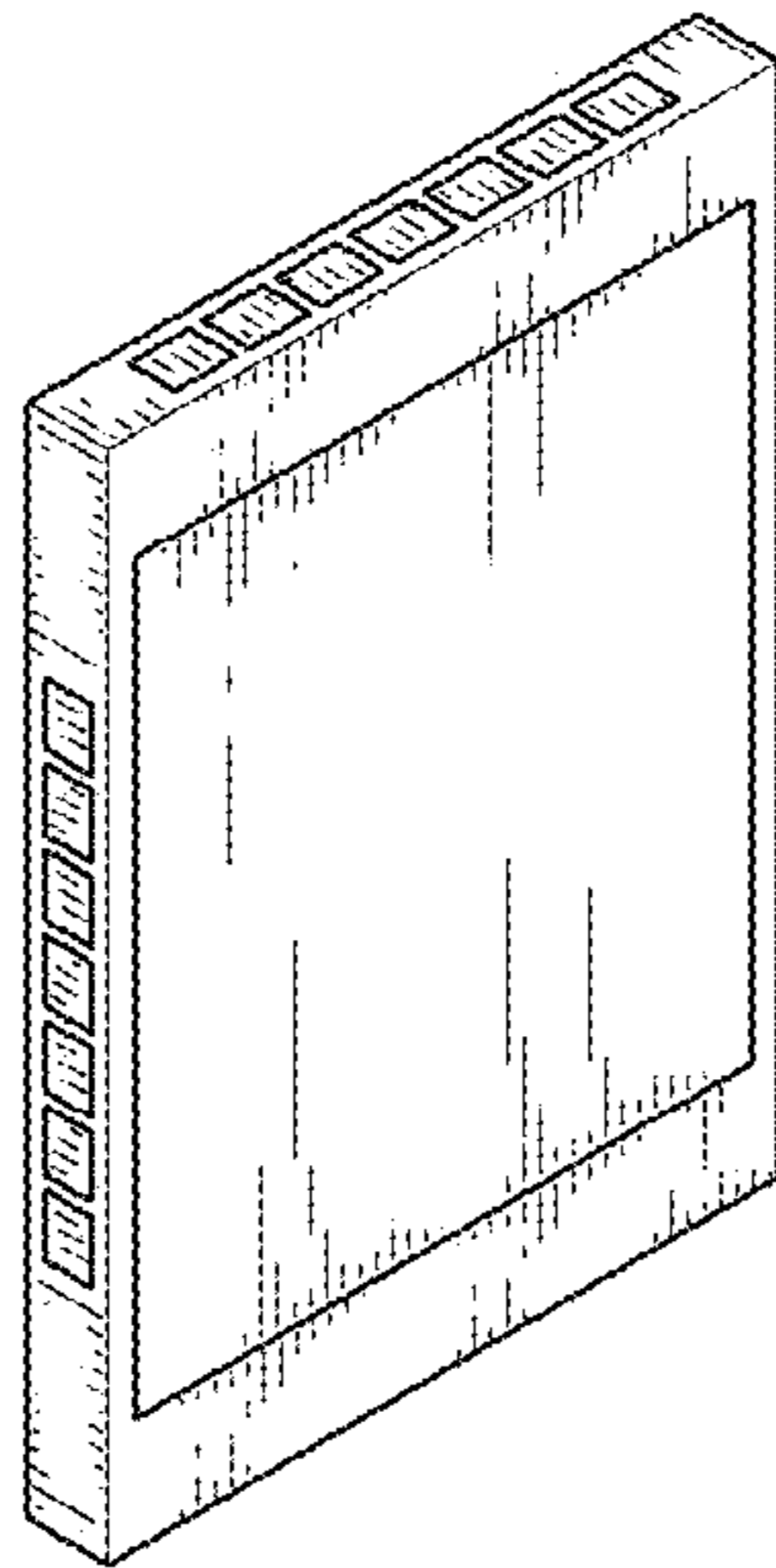


FIG. 2




FIG. 3

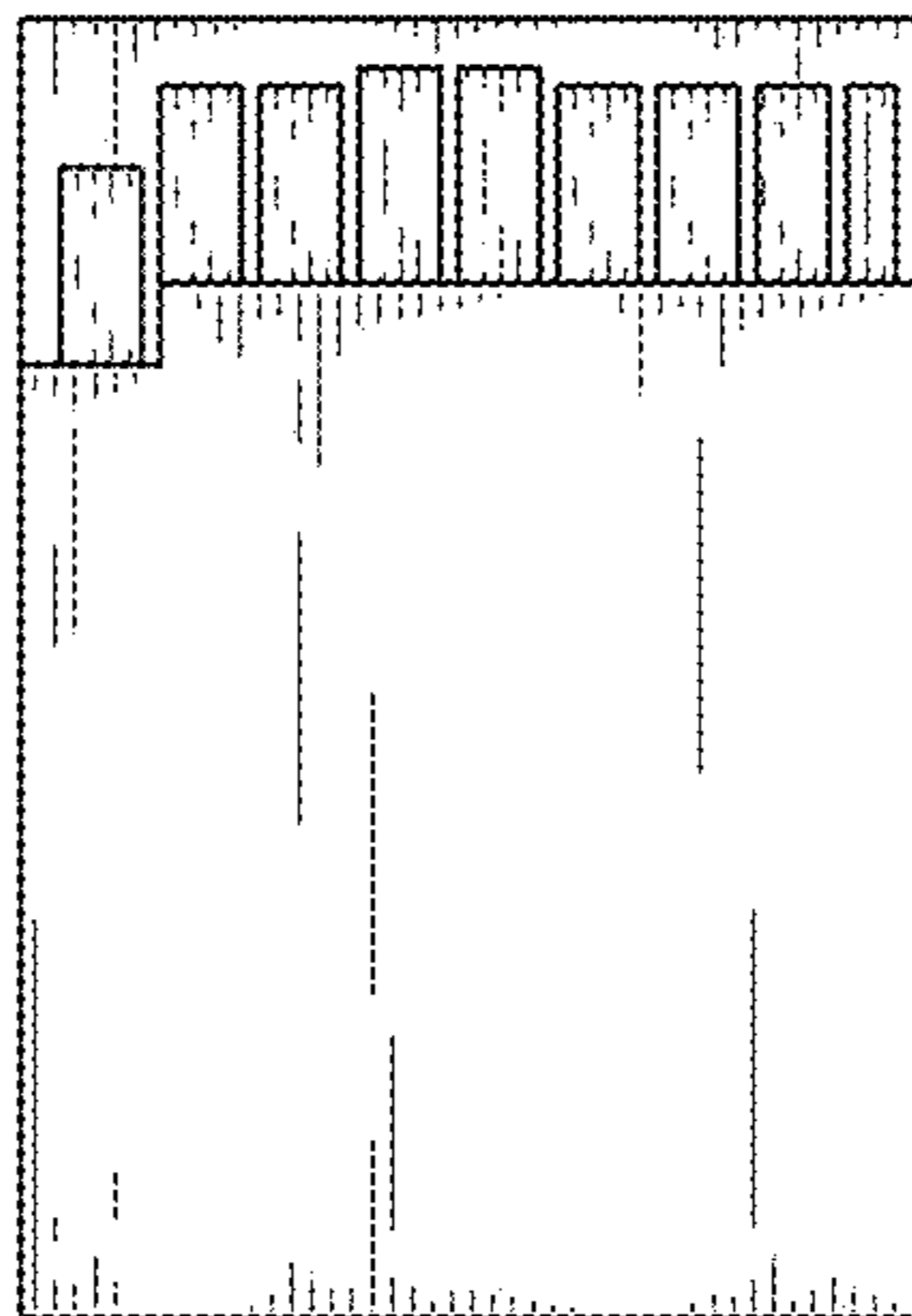


FIG. 4



FIG. 5



FIG. 6



FIG. 7

