



US00D735187S

(12) **United States Design Patent**  
**Hsu et al.**

(10) **Patent No.:** **US D735,187 S**  
(45) **Date of Patent:** **\*\* Jul. 28, 2015**

(54) **NOTEBOOK COMPUTER WITH CURVED SCREEN COVER**

(56) **References Cited**

(71) Applicant: **Compal Electronics, INC.**, Taipei (TW)

U.S. PATENT DOCUMENTS

(72) Inventors: **Wei-Chih Hsu**, Taipei (TW); **Li Fang Chen**, Taipei (TW); **Yung-Hsiang Chen**, Taipei (TW); **Chien I Lin**, Taipei (TW); **I Chen Chen**, Taipei (TW); **Yao Tsung Yeh**, Taipei (TW)

D556,192 S \* 11/2007 Jeong et al. .... D14/327  
D631,472 S \* 1/2011 Kawase et al. .... D14/327  
D664,535 S \* 7/2012 Lee et al. .... D14/315  
D682,822 S \* 5/2013 Kim et al. .... D14/315  
D686,203 S \* 7/2013 Lee et al. .... D14/315

\* cited by examiner

(73) Assignee: **COMPAL ELECTRONICS, INC.**, Taipei (TW)

*Primary Examiner* — Freda S Nunn

(74) *Attorney, Agent, or Firm* — Bacon & Thomas, PLLC

(\*\*) Term: **14 Years**

(57) **CLAIM**

The ornamental design for the notebook computer with curved screen cover, as shown and described.

(21) Appl. No.: **29/484,214**

**DESCRIPTION**

(22) Filed: **Mar. 7, 2014**

(51) **LOC (10) Cl.** ..... **14-02**

(52) **U.S. Cl.**  
USPC ..... **D14/315**

(58) **Field of Classification Search**

USPC ..... D14/315-327; D18/1, 2, 7, 11; 235/145 A, 145 R; 341/22, 23; 345/104, 345/156, 168, 169, 173; 361/679.08, 361/679.09, 679.11, 679.26, 679.27  
CPC ..... G06F 1/16; G06F 1/1616; H01R 35/02; H03M 11/00; G09B 13/04; H03K 17/94  
See application file for complete search history.

FIG. 1 is a top, front, and right perspective view of a notebook computer with curved screen cover in a close state showing our new design;

FIG. 2 is a front side view thereof;

FIG. 3 is a rear side view thereof;

FIG. 4 is a left side view thereof, wherein the top surface of the hinge joints the top surface of the screen cover to form the top surface of the notebook having a streamlined curved surface showing the thickness of the screen cover with thin front and thick rear.

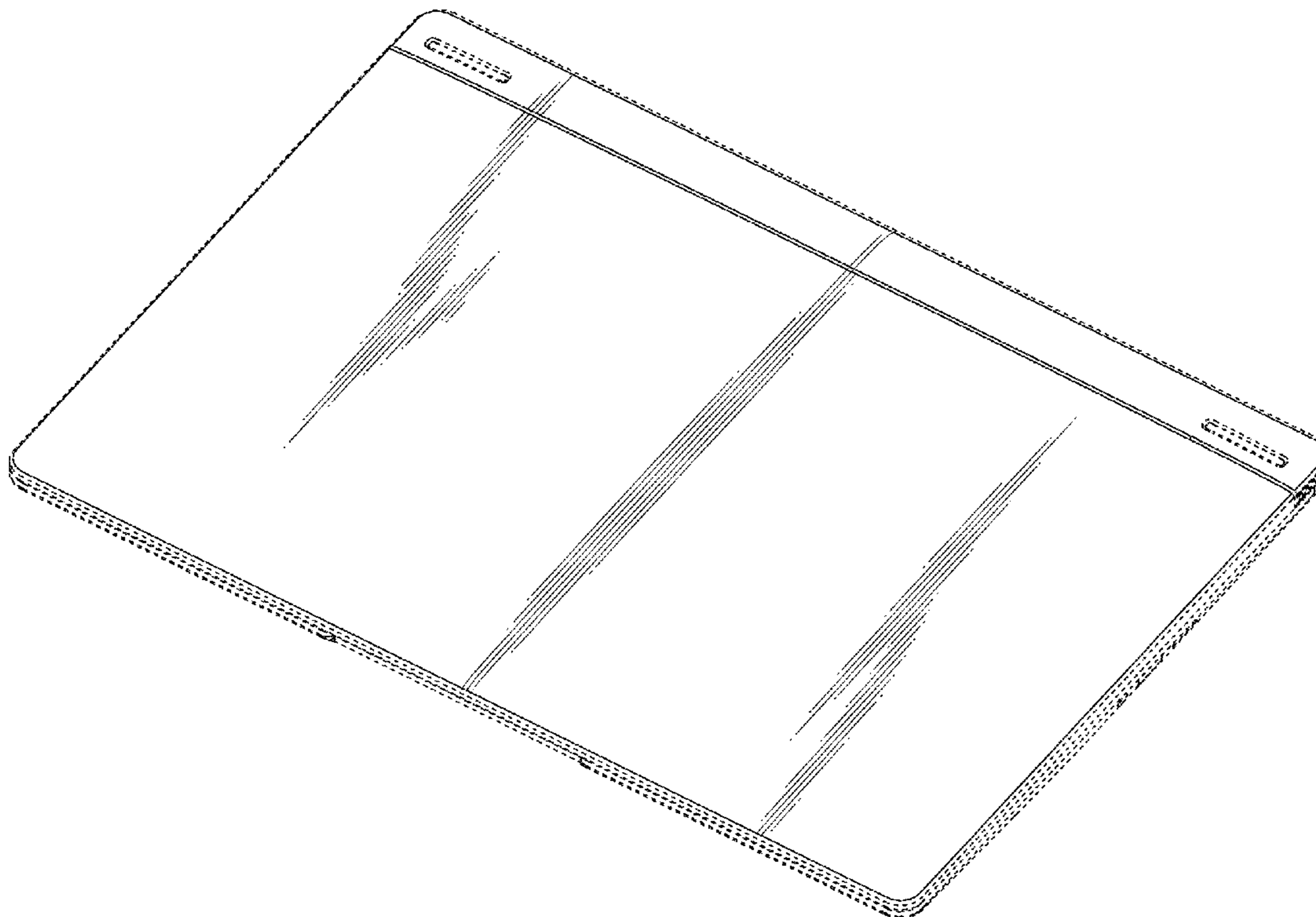
FIG. 5 is a right side view thereof;

FIG. 6 is a top plan view thereof; and,

FIG. 7 is a bottom plan view thereof.

All of the features shown in broken lines are unclaimed.

**1 Claim, 5 Drawing Sheets**



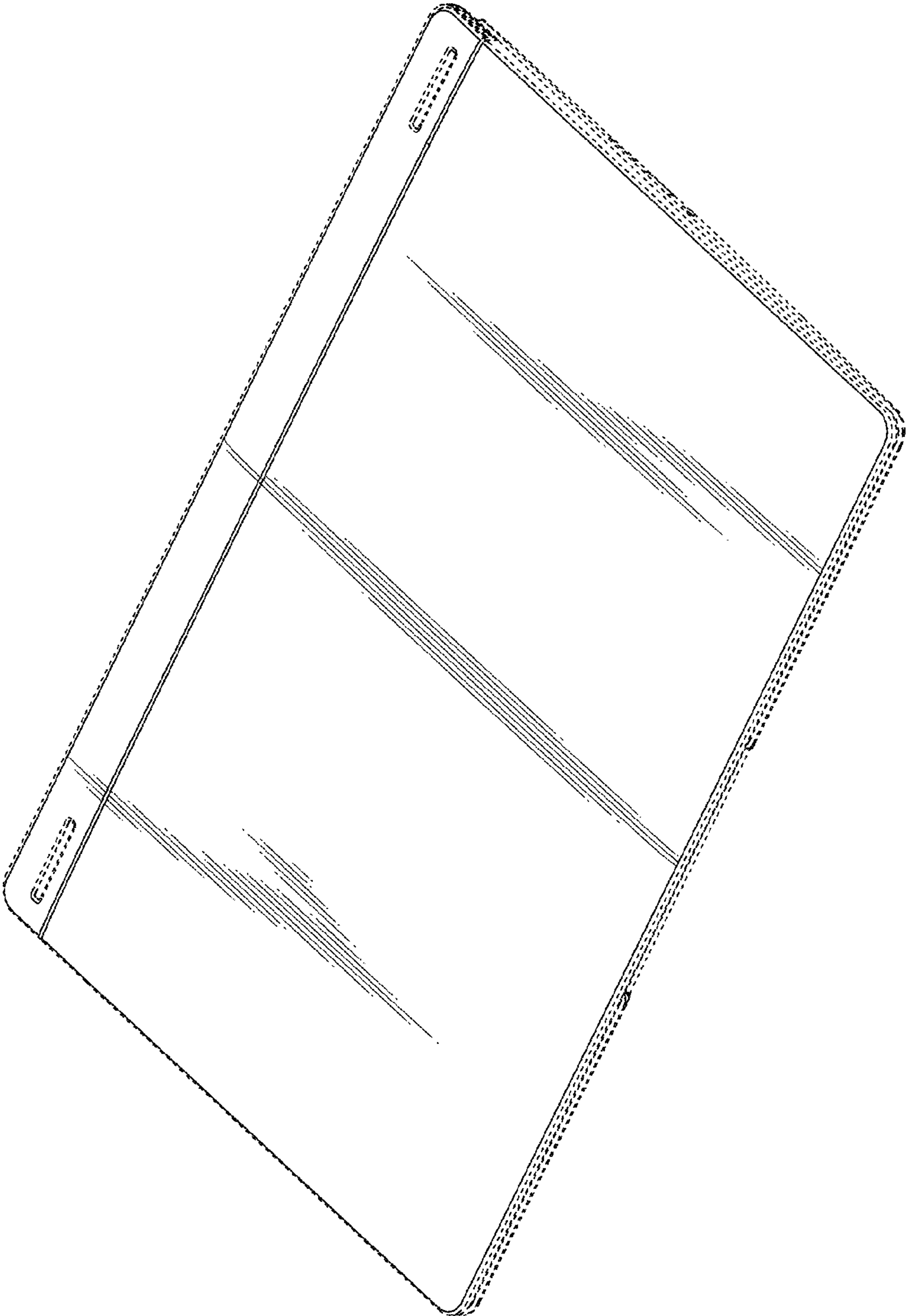


FIG.1

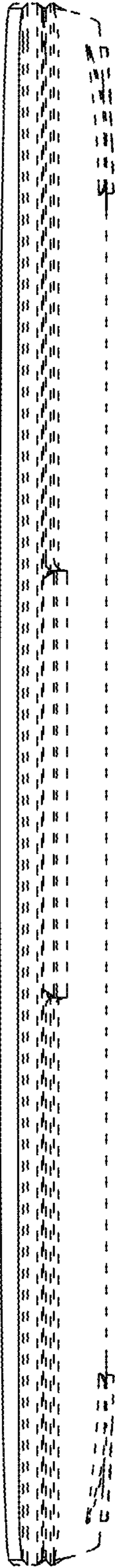


FIG. 2




FIG. 3




FIG. 4




FIG. 5




FIG.6




FIG. 7