



US00D735181S

(12) **United States Design Patent**
Kim

(10) **Patent No.:** **US D735,181 S**
(45) **Date of Patent:** **** *Jul. 28, 2015**

(54) **CASE FOR ELECTRONIC DEVICE**

(71) Applicant: **Samsung Electronics Co., Ltd.**,
Suwon-si, Gyeonggi-do (KR)

(72) Inventor: **Yoon-Young Kim**, Seongnam-Si (KR)

(73) Assignee: **Samsung Electronics Co., Ltd.**,
Suwon-si (KR)

(*) Notice: This patent is subject to a terminal disclaimer.

(**) Term: **14 Years**

(21) Appl. No.: **29/448,724**

(22) Filed: **Mar. 13, 2013**

(51) **LOC (10) Cl.** **14-03**

(52) **U.S. Cl.**
USPC **D14/250**

(58) **Field of Classification Search**
USPC D14/238.1, 248, 250, 251–253, 440,
D14/447; D13/103, 107–108, 119; D3/201,
D3/218, 247, 269, 273, 301, 303; 361/220,
361/379.01, 679.01, 679.02, 679.09,
361/679.21, 679.25, 679.3, 679.4, 679.56,
361/679.57, 759, 807, 816; 379/433.11,
379/451, 455; 455/556.1, 557, 566, 575.1,
455/575.2, 575.8; 206/37, 45.2, 305, 320,
206/216; 320/108, 115; 429/96; 220/4.02;
150/165; 174/50; 235/41, 375, 462;
312/223.1; 396/535; 248/176.3, 188.8,
248/309.1, 371, 668

See application file for complete search history.

(56) **References Cited**

U.S. PATENT DOCUMENTS

D453,728 S * 2/2002 Hassett D12/417
D487,050 S * 2/2004 Hassett D12/417
6,758,335 B2 * 7/2004 Kajiya 206/320
D550,961 S * 9/2007 Eskandry D3/303
D641,348 S * 7/2011 Kim et al. D14/250

D652,829 S * 1/2012 Kim et al. D14/250
D657,354 S * 4/2012 Kim D14/250
D685,799 S * 7/2013 Canizares et al. D14/440
D685,800 S * 7/2013 Canizares et al. D14/440
D685,801 S * 7/2013 Canizares et al. D14/440
D685,802 S * 7/2013 Canizares et al. D14/440
D694,741 S * 12/2013 Kim D14/250
D700,599 S * 3/2014 Kim D14/250
D702,673 S * 4/2014 Murchison et al. D14/250

(Continued)

FOREIGN PATENT DOCUMENTS

EP 2408176 A1 * 1/2012 H04M 1/04
JP 1437722 4/2012

OTHER PUBLICATIONS

Kazakhstan Office Action issued on Jul. 21, 2014 in the Kazakhstan Patent Office in corresponding Kazakhstan Design Application No. 2013164.3 (2 pages).

Primary Examiner — Carla Jobe Wright
(74) *Attorney, Agent, or Firm* — NSIP Law

(57) **CLAIM**

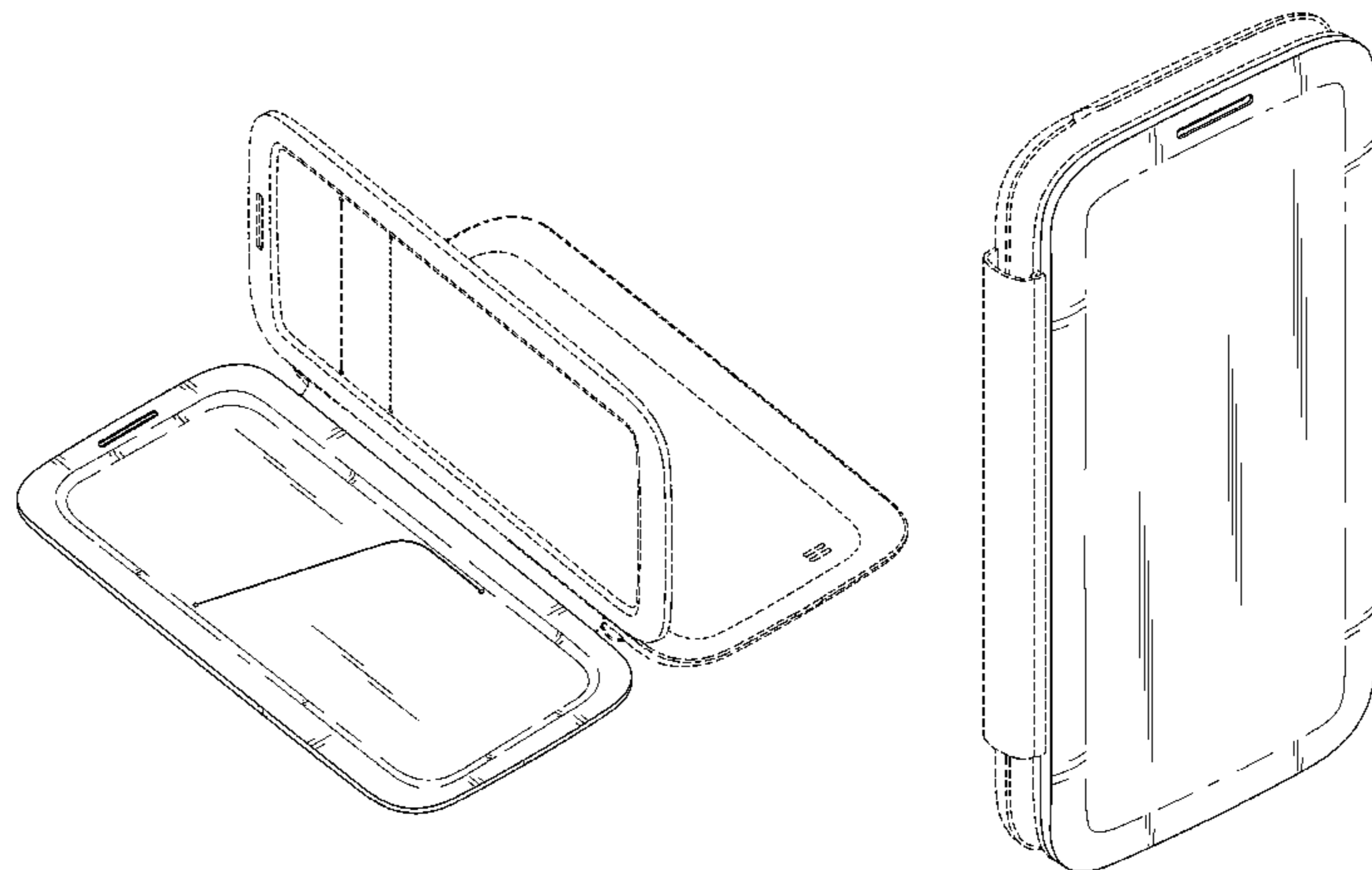
I claim the ornamental design for a case for electronic device, as shown and described.

DESCRIPTION

FIG. 1 is a top perspective view of a case for electronic device showing my new design in an open state;
FIG. 2 is a front view thereof;
FIG. 3 is a rear view thereof;
FIG. 4 is a left-side view thereof;
FIG. 5 is a right-side view thereof;
FIG. 6 is a top plan view thereof;
FIG. 7 is a bottom plan view thereof;
FIG. 8 is a rear perspective view thereof;
FIG. 9 is a bottom perspective view thereof; and,
FIG. 10 is a bottom perspective view thereof showing the case in a closed state.

In the drawings, the broken lines depict unclaimed environment.

1 Claim, 10 Drawing Sheets



US D735,181 S

Page 2

(56)

References Cited

U.S. PATENT DOCUMENTS

D705,783 S * 5/2014 Weng D14/440
D707,219 S * 6/2014 Kim D14/250
D710,607 S * 8/2014 Kim D3/269

D710,838 S * 8/2014 Song D14/250
2011/0273819 A1* 11/2011 Sokola et al. 361/679.01
2011/0290687 A1* 12/2011 Han 206/320
2012/0085679 A1* 4/2012 Kim et al. 206/736

* cited by examiner

FIG. 1

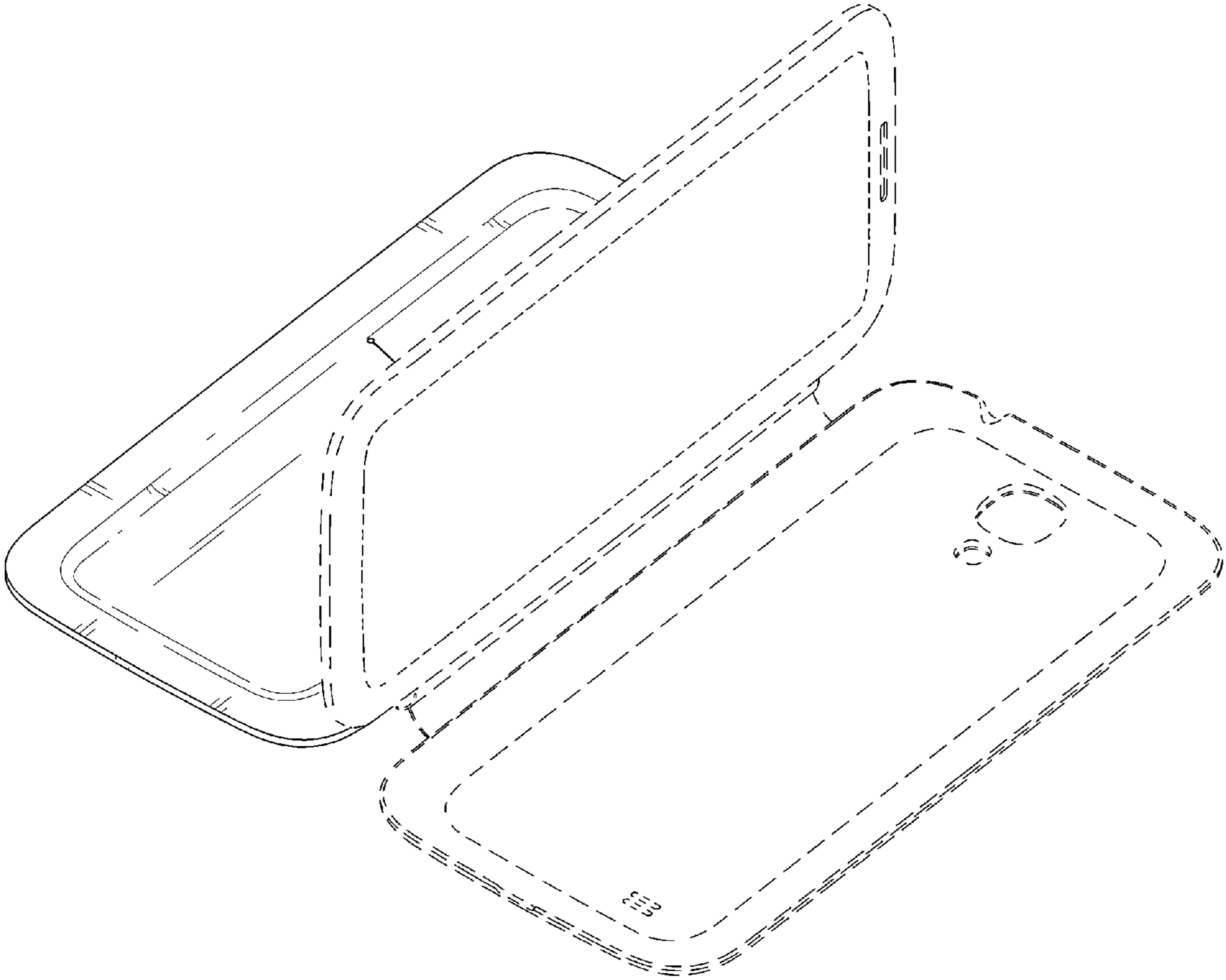


FIG. 2




FIG. 3




FIG. 4

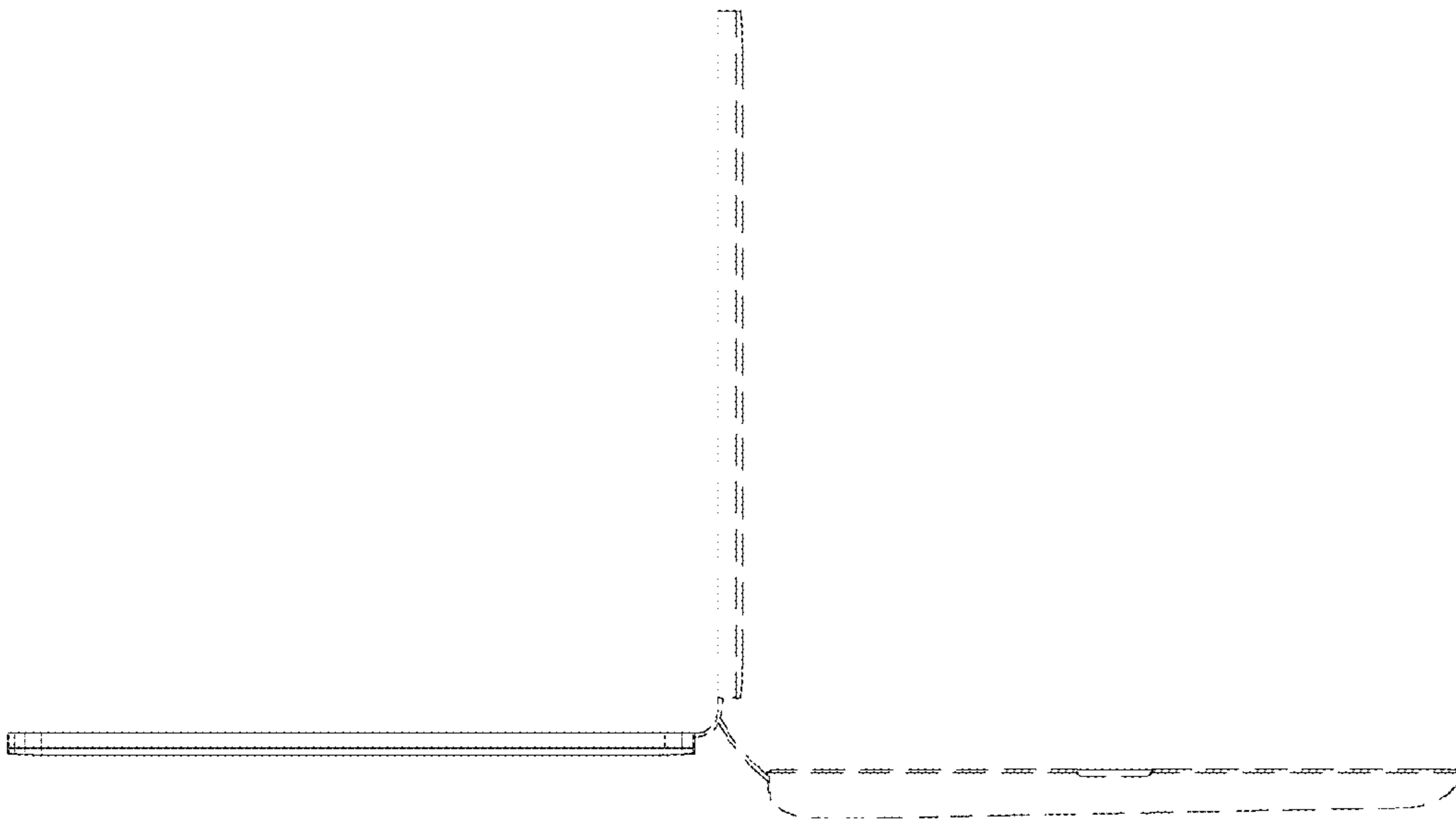


FIG. 5

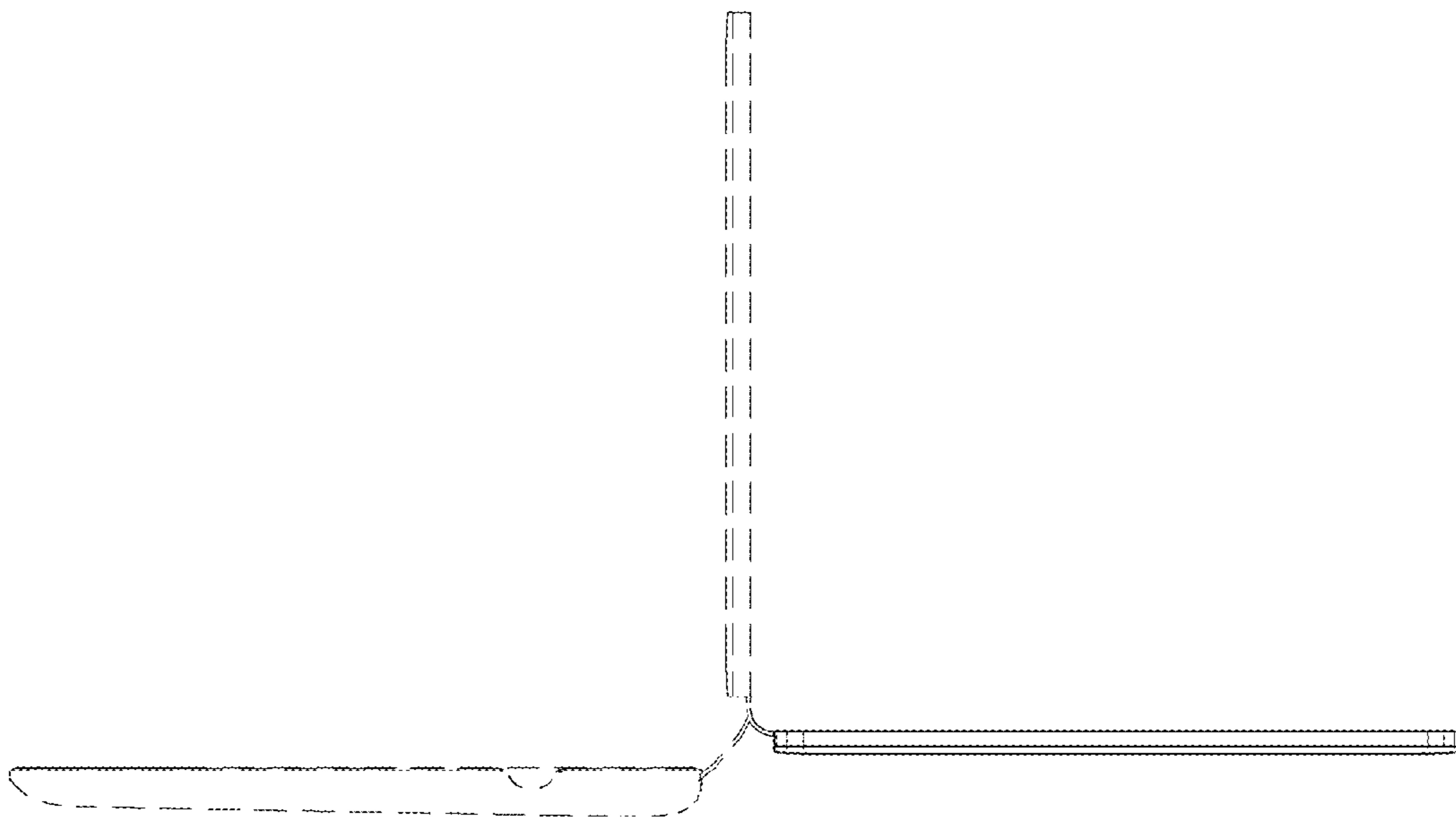


FIG. 6

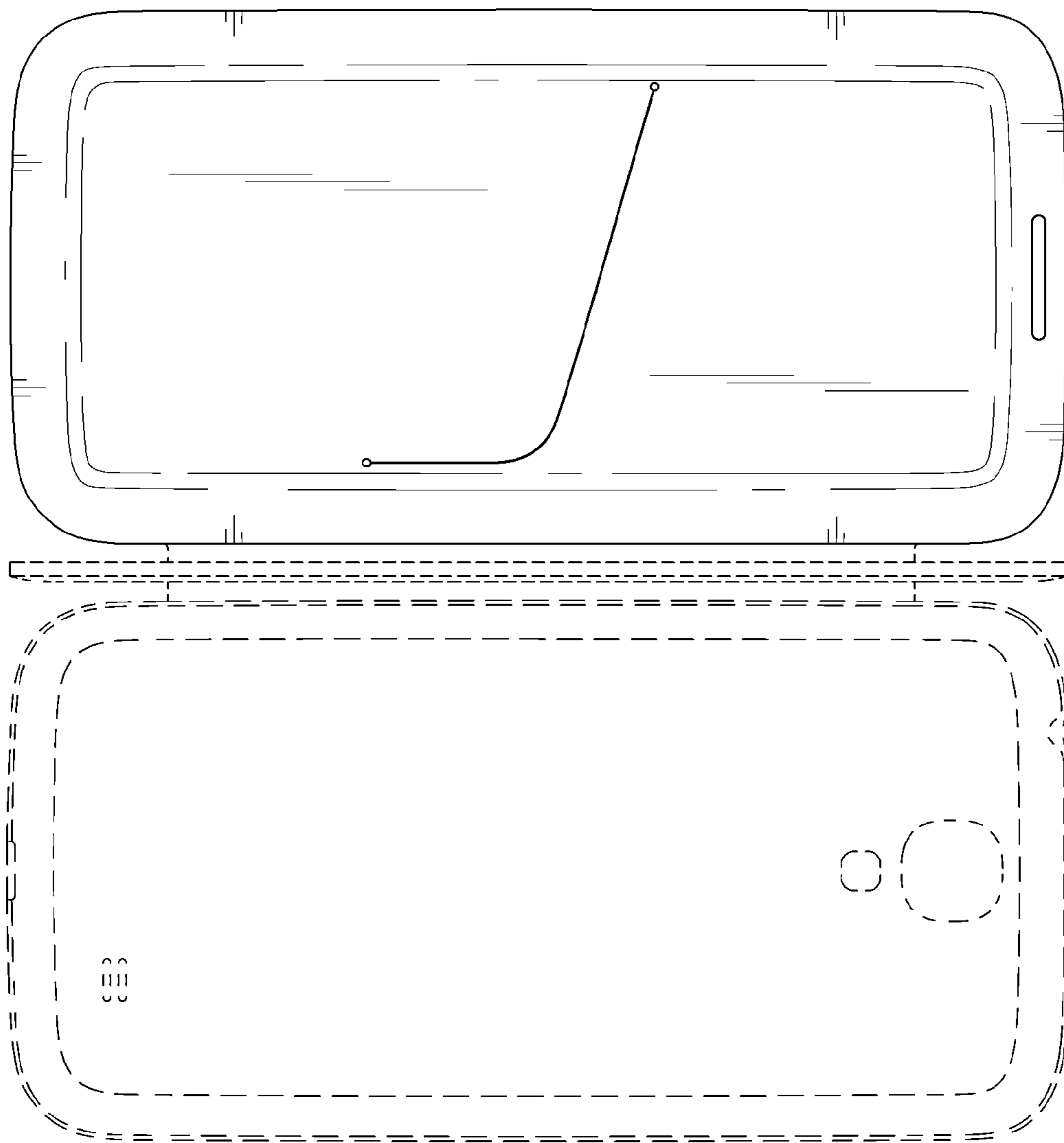


FIG. 7

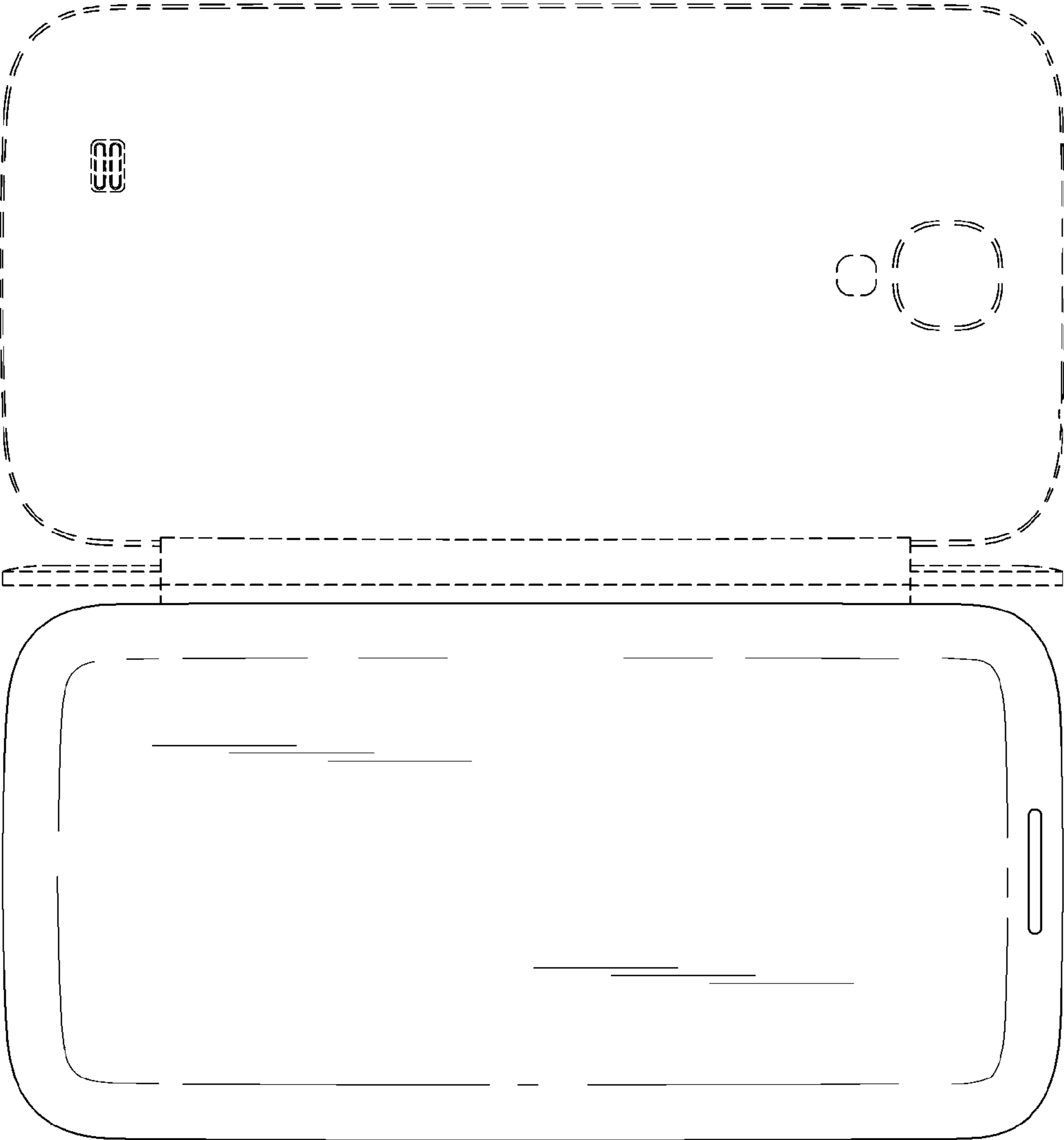


FIG. 8

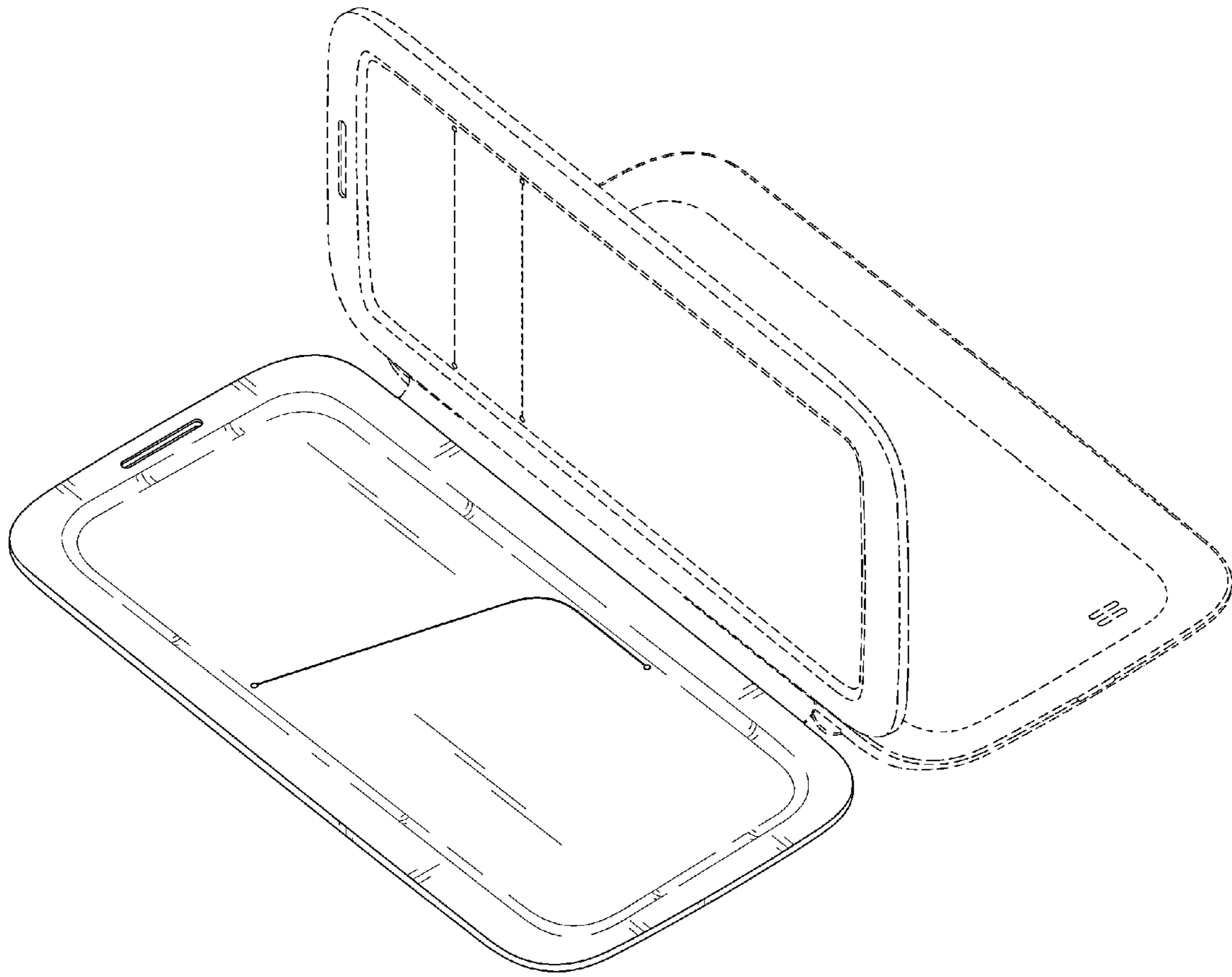


FIG. 9

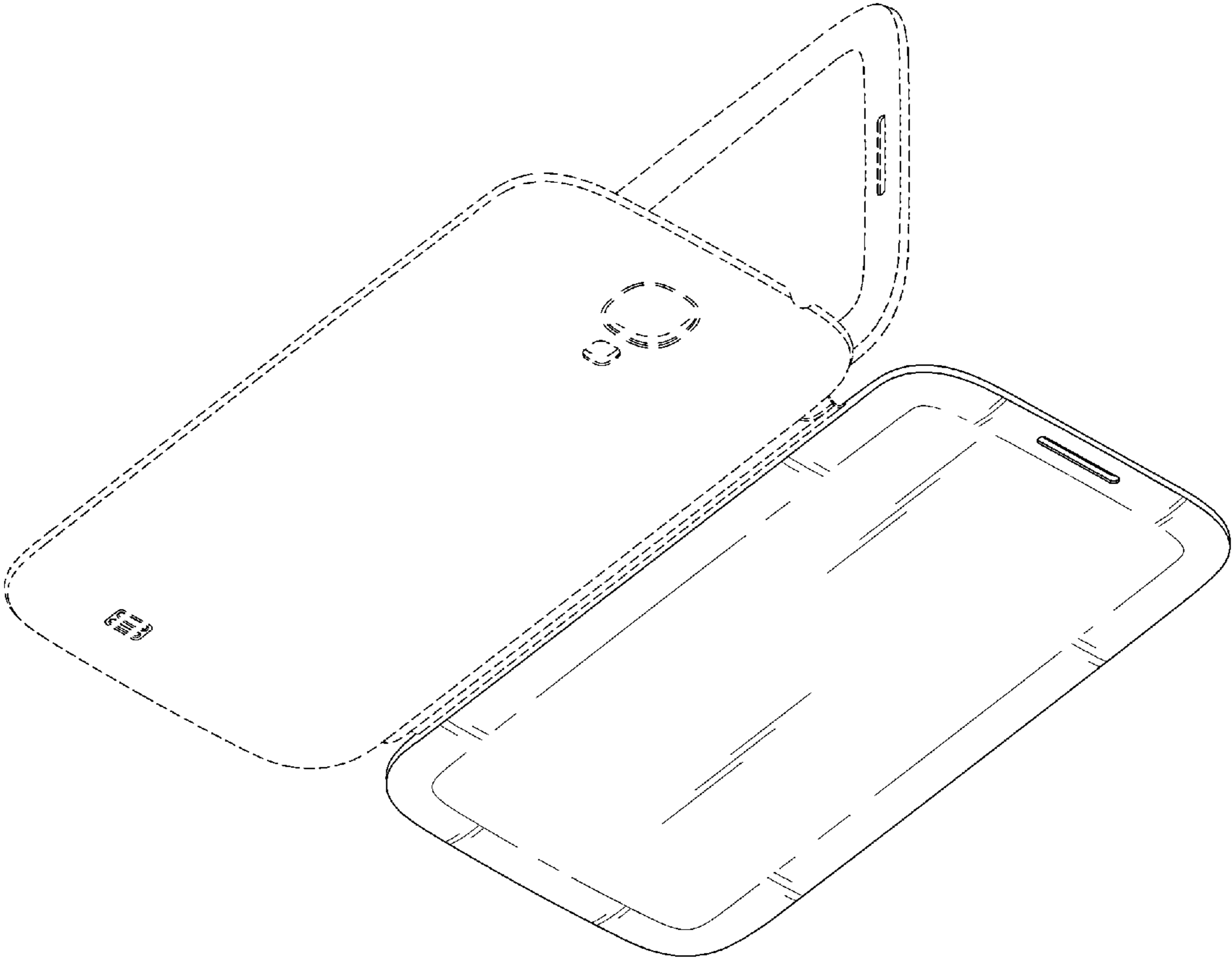


FIG. 10

