



US00D735167S

(12) **United States Design Patent**  
**Buch et al.**

(10) **Patent No.:** **US D735,167 S**  
(45) **Date of Patent:** **\*\* Jul. 28, 2015**

- (54) **REMOTE CONTROL UNIT**
- (71) Applicant: **Cisco Technology Inc.**, San Jose, CA (US)
- (72) Inventors: **Thorsten Buch**, Munich (DE); **Christian Olufemi**, Munich (DE)
- (73) Assignee: **CISCO TECHNOLOGY INC.**, San Jose, CA (US)
- (\*\*) Term: **14 Years**
- (21) Appl. No.: **29/472,643**
- (22) Filed: **Nov. 14, 2013**
- (51) **LOC (10) Cl.** ..... **14-03**
- (52) **U.S. Cl.**  
USPC ..... **D14/218**
- (58) **Field of Classification Search**  
USPC ..... D14/174, 217-218; D13/162-164, 168; 348/211.99, 14.05, 114; 341/176; 455/575.1  
CPC ..... G08C 23/04; H04M 1/72522  
See application file for complete search history.

- D531,137 S 10/2006 Wu
- D532,777 S \* 11/2006 Yu et al. .... D14/218
- D548,727 S \* 8/2007 Sagawa et al. .... D14/218
- D550,212 S \* 9/2007 Hakoda ..... D14/218
- D551,659 S \* 9/2007 Shih et al. .... D14/218

(Continued)

**FOREIGN PATENT DOCUMENTS**

- CA 116616 8/2007
- CN 300815915 \* 8/2008

(Continued)

**OTHER PUBLICATIONS**

Remote Cisco 845DVB, page modification date Nov. 5, 2010, online, site visited Apr. 17, 2015, [http://www.digitalekabeltelevisie.nl/decoder/cisco\\_8455dvb/afstandsbediening.shtml](http://www.digitalekabeltelevisie.nl/decoder/cisco_8455dvb/afstandsbediening.shtml).\*

(Continued)

*Primary Examiner* — John Windmuller  
*Assistant Examiner* — John R Yeh  
(74) *Attorney, Agent, or Firm* — Husch Blackwell LLP

(57) **CLAIM**  
The ornamental design for a remote control unit, as shown and described.

(56) **References Cited**

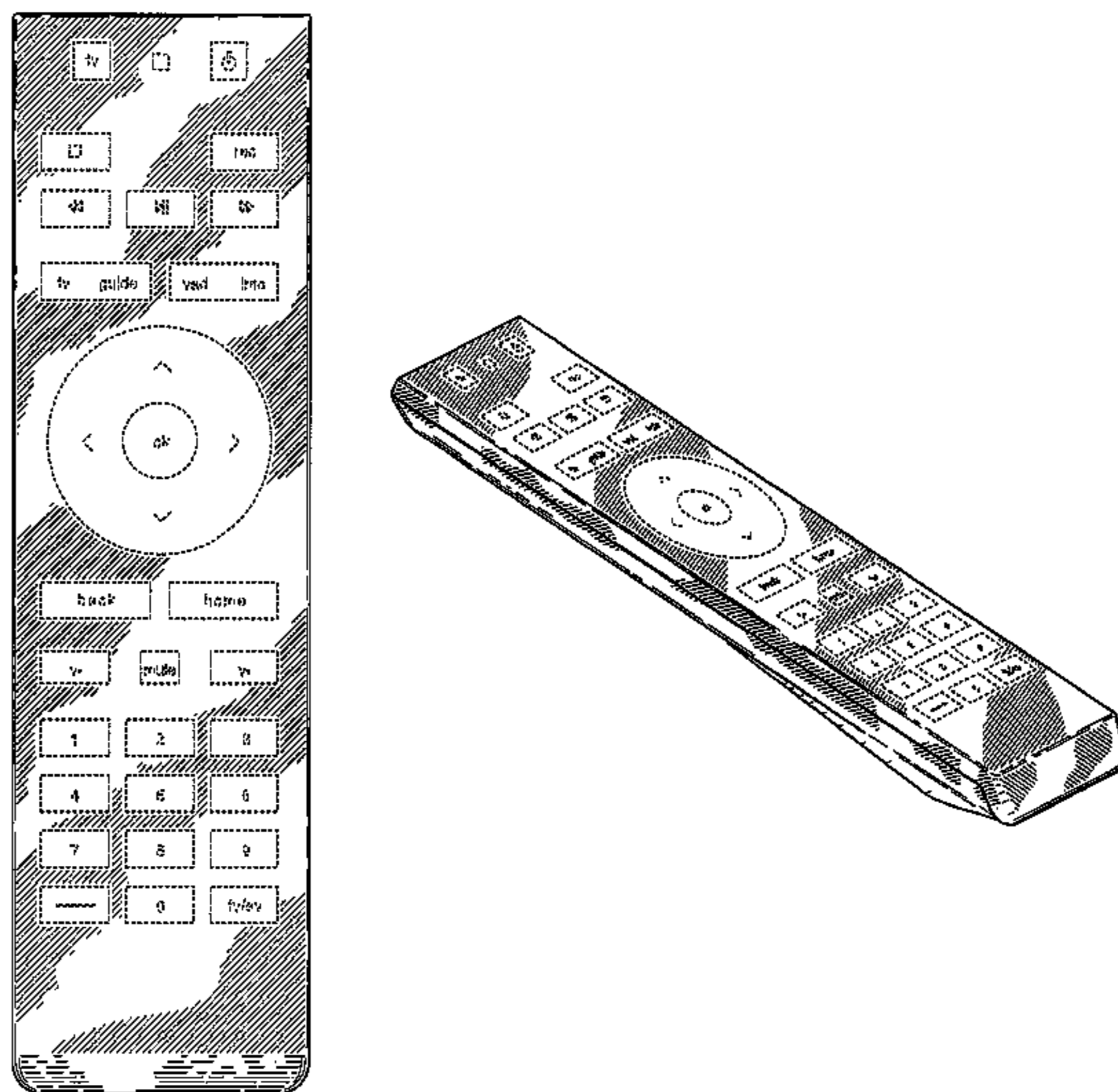
**U.S. PATENT DOCUMENTS**

- D271,201 S 11/1983 Nordberg
- D310,219 S \* 8/1990 Carlile ..... D14/159
- D331,760 S 12/1992 Renk, Jr.
- D357,920 S \* 5/1995 Davis ..... D14/218
- D365,100 S \* 12/1995 Farinelli et al. .... D14/218
- 5,481,256 A 1/1996 Darbee et al.
- D381,992 S 8/1997 Nakamura et al.
- D386,185 S 11/1997 Cho
- D398,310 S 9/1998 Barhold et al.
- D430,556 S 9/2000 Takahashi et al.
- D432,525 S 10/2000 Beecroft
- D436,588 S 1/2001 Nakayama et al.
- D450,662 S \* 11/2001 Kwok ..... D13/168
- D515,041 S \* 2/2006 Yun et al. .... D13/168
- D528,511 S \* 9/2006 Li ..... D13/168

**DESCRIPTION**

FIG. 1 is a front view of a remote control unit showing the new design;  
FIG. 2 is a rear view thereof;  
FIG. 3 is a left side view thereof, the right side view being a mirror image of the left side view;  
FIG. 4 is a bottom view thereof;  
FIG. 5 is a top view thereof; and,  
FIG. 6 is a perspective view of the front, right side and bottom thereof.  
The broken lines in the figures illustrate unclaimed environment and form no part of the claimed design.

**1 Claim, 5 Drawing Sheets**



(56)

References Cited

U.S. PATENT DOCUMENTS

D552,600 S \* 10/2007 Oota ..... D14/218  
 D554,079 S 10/2007 Obata  
 D555,107 S \* 11/2007 Choi et al. .... D13/168  
 D557,666 S 12/2007 Schröter  
 D567,804 S \* 4/2008 Yan ..... D14/218  
 D578,967 S 10/2008 Kumano  
 7,463,312 B2 \* 12/2008 Sata et al. .... 348/734  
 D587,689 S 3/2009 Hwang et al.  
 D589,502 S \* 3/2009 Miyata et al. .... D14/247  
 D607,846 S 1/2010 Daniels  
 D609,222 S \* 2/2010 Shin ..... D14/218  
 D611,433 S \* 3/2010 Tang et al. .... D13/168  
 D614,607 S 4/2010 Kamegi  
 D628,982 S 12/2010 Tellier  
 D630,188 S 1/2011 Daniels  
 D634,726 S \* 3/2011 Harden et al. .... D14/147  
 D639,278 S 6/2011 Chai et al.  
 D642,543 S \* 8/2011 Lee et al. .... D13/168  
 D653,221 S \* 1/2012 Kashimoto ..... D13/168  
 D653,240 S 1/2012 Wakata  
 D654,055 S \* 2/2012 Won et al. .... D14/218  
 D665,779 S 8/2012 Olufemi et al.  
 D670,679 S \* 11/2012 Choi et al. .... D14/218  
 D673,139 S \* 12/2012 Choi et al. .... D14/218  
 D679,266 S 4/2013 Shin et al.  
 D697,055 S 1/2014 McManigal  
 D700,169 S \* 2/2014 Peh ..... D14/218  
 D714,740 S 10/2014 Corsini et al.  
 D723,178 S \* 2/2015 Chen ..... D24/215

FOREIGN PATENT DOCUMENTS

CN 302010495 \* 7/2012  
 CN 302630771 11/2013

EM 001793209-0001 12/2010  
 EM 002000976-0002 3/2012  
 JP D1326581 \* 4/2008  
 JP 01335038 7/2008  
 JP D1384971 \* 4/2010  
 RU 00076071 \* 9/2010  
 RU 00077023 \* 12/2010  
 WO DM/072993 9/2009

OTHER PUBLICATIONS

RC: Sony RM-VL600 Remote Control Review, wayback date Jan 21, 2007, online, <http://web.archive.org/web/20070121202952/http://www.remotecentral.com/vl600/index.html>, [site visited Oct. 9, 2014 3:32:22 PM].\*

Cisco Tandberg Edge 95 MXP Full Video Conferencing System HD Telepresence 3, website copyright 2013, online, site visited Apr. 17, 2015, <http://www.itinstock.com/cisco-tandberg-edge-95-mxp-full-video-conferencing-system-hd-telepresence-3-10807-p.asp>.\*

Amazon.com: Insignia NS-RCO2A-12 Remote: Electronics, review date Nov. 2, 2012, online, site visited Apr. 17, 2015, [http://www.amazon.com/VIZIO-Insignia-NS-RCO2A-12-Remote/dp/B007V5YV8E/ref=sr\\_1\\_35?ie=UTF8&qid=1429312094&sr=8-35&keywords=insigni...](http://www.amazon.com/VIZIO-Insignia-NS-RCO2A-12-Remote/dp/B007V5YV8E/ref=sr_1_35?ie=UTF8&qid=1429312094&sr=8-35&keywords=insigni...).\*

“Telecommande Philips CRP996510046466” (Dec. 22, 2013).

“Telecommande Philips RC4706/01” (2013).

Hy-Tek Big Button Universal Remote Control, and 50 similar items, Announced Apr. 20, 2013, [Site Visited Oct. 14, 2014], Hy-Tek Big Button Universal Remote Control, and 50 similar items.

Rosewill RRC-126 Windows 7 Certified Media Center Infrared Remote Control with Netflix Function, Announced May 16, 2007, [Site Visited Oct. 14, 2014], [http://www.rosewill.com/products/1457/Product\\_Detail\\_Overview.htm#/Mgnt/Uploads/ImagesForProduct/ImgPrd-1457-Cm\[994416c0d2e3429ca058a62ad1d42fb6\].jpg](http://www.rosewill.com/products/1457/Product_Detail_Overview.htm#/Mgnt/Uploads/ImagesForProduct/ImgPrd-1457-Cm[994416c0d2e3429ca058a62ad1d42fb6].jpg).

\* cited by examiner

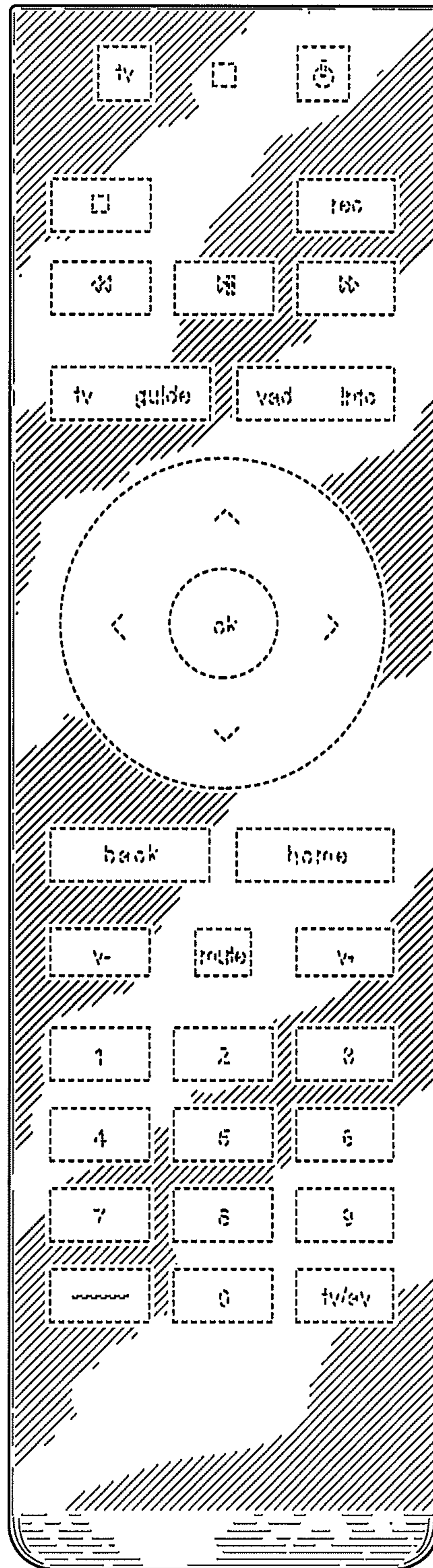


Fig. 1




Fig. 2

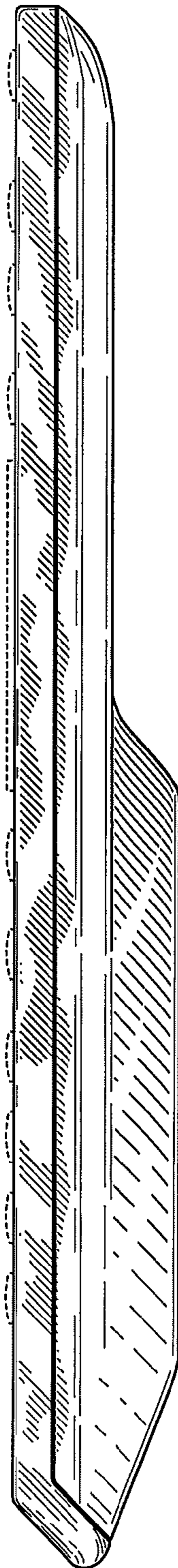


Fig. 3




Fig. 4

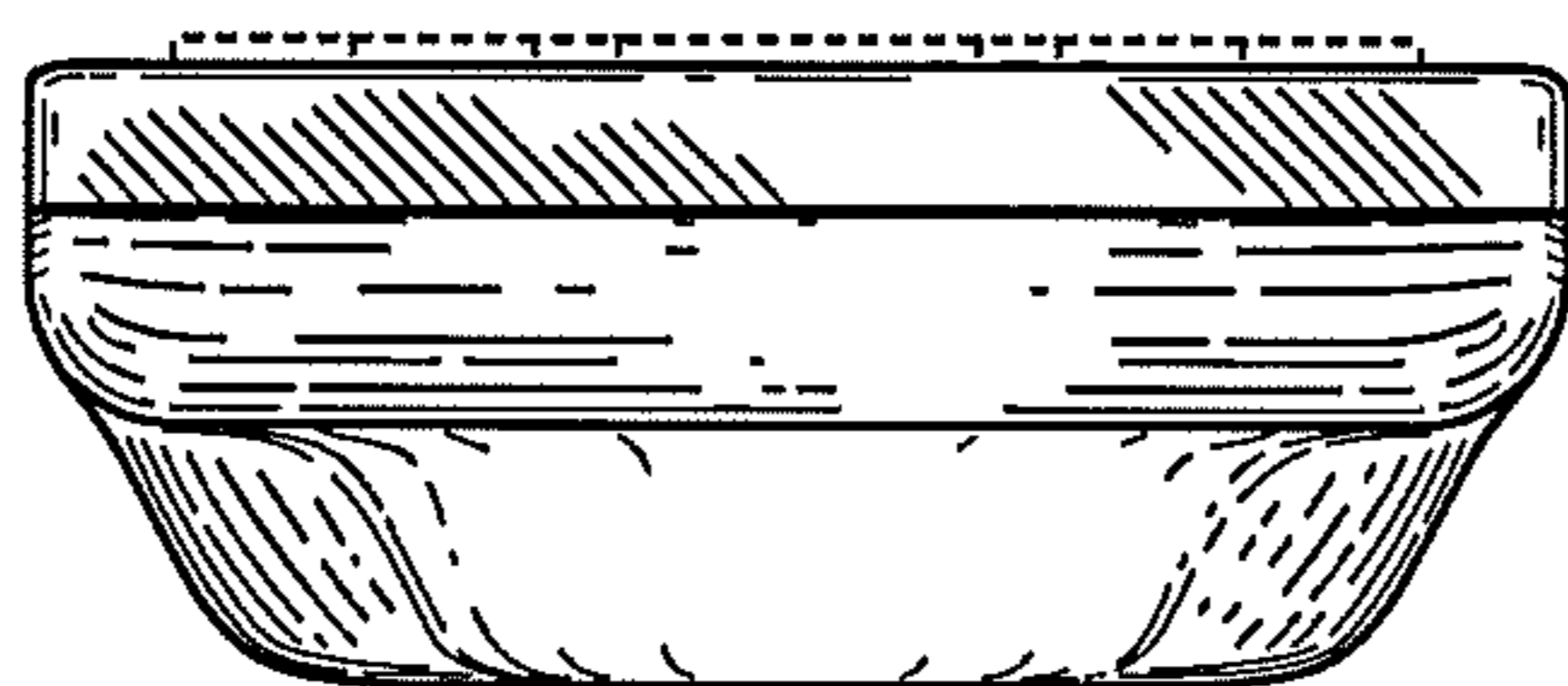


Fig. 5

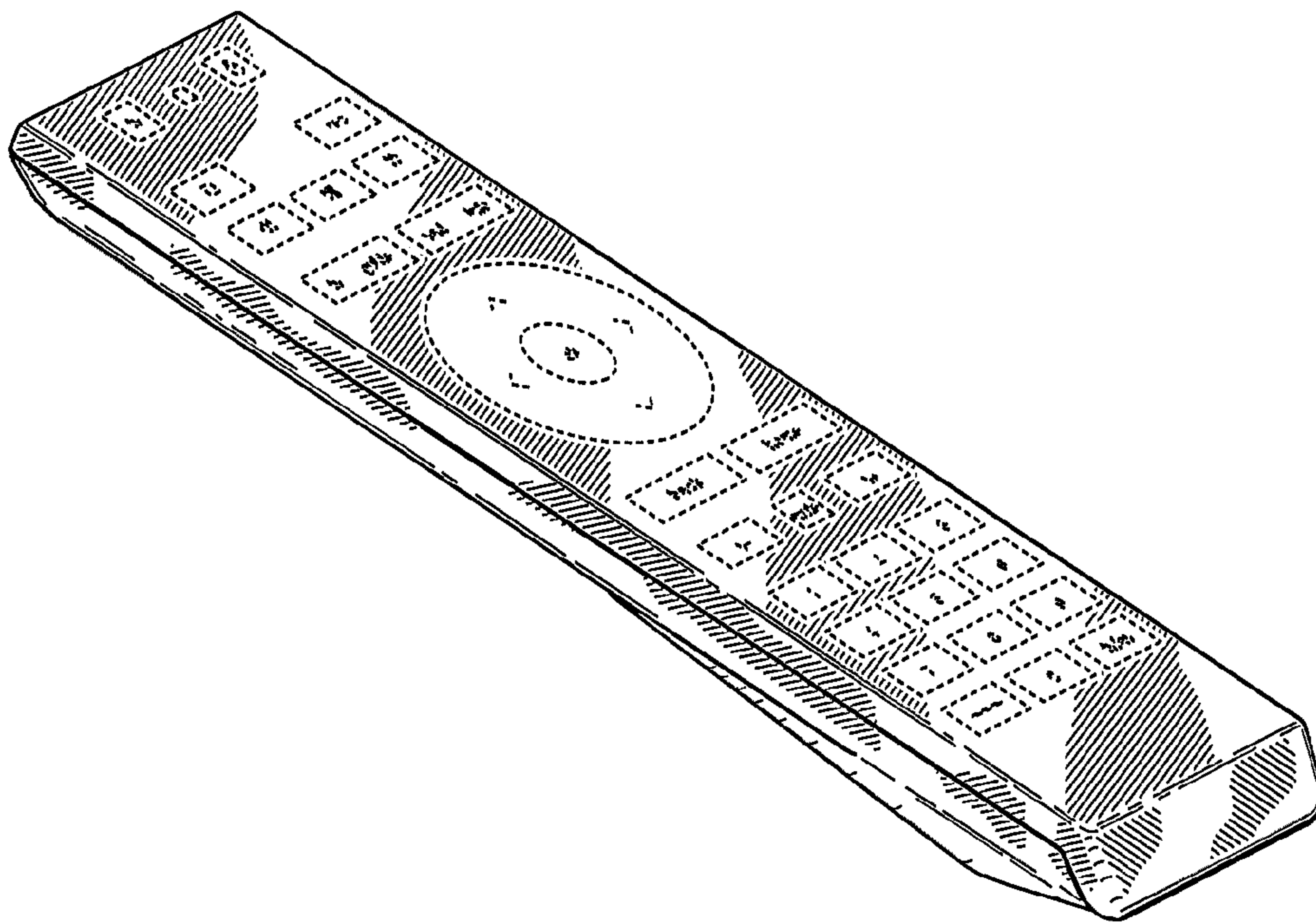


Fig. 6