



US00D735163S

(12) **United States Design Patent**  
**Valeur**

(10) **Patent No.:** **US D735,163 S**  
(45) **Date of Patent:** **\*\* Jul. 28, 2015**

(54) **SUBWOOFER**

2400/07; H04R 2499/11; H04R 2499/13;  
H04R 2499/15; H04S 3/00; H04S 7/30

(71) Applicant: **Torsten Valeur**, København V (DK)

See application file for complete search history.

(72) Inventor: **Torsten Valeur**, København V (DK)

(56) **References Cited**

(73) Assignee: **Bang & Olufsen A/S**, Struer (DK)

U.S. PATENT DOCUMENTS

(\*\*) Term: **14 Years**

D484,491 S *	12/2003	Solland .....	D14/216
D537,073 S *	2/2007	Peersman .....	D14/216
D571,787 S *	6/2008	Hwa-jei .....	D14/216
D575,770 S *	8/2008	Lewis .....	D14/216
D608,349 S *	1/2010	Wang et al. ....	D14/216

(21) Appl. No.: **29/467,714**

(22) Filed: **Sep. 23, 2013**

\* cited by examiner

(30) **Foreign Application Priority Data**

Mar. 22, 2013 (EM) ..... 002207563-0002

*Primary Examiner* — Keli L Hill

(51) **LOC (10) Cl.** ..... **14-03**

(74) *Attorney, Agent, or Firm* — Dykema Gossett PLLC

(52) **U.S. Cl.**  
USPC ..... **D14/216**

(57) **CLAIM**

(58) **Field of Classification Search**

The ornamental design for a subwoofer, as shown and described.

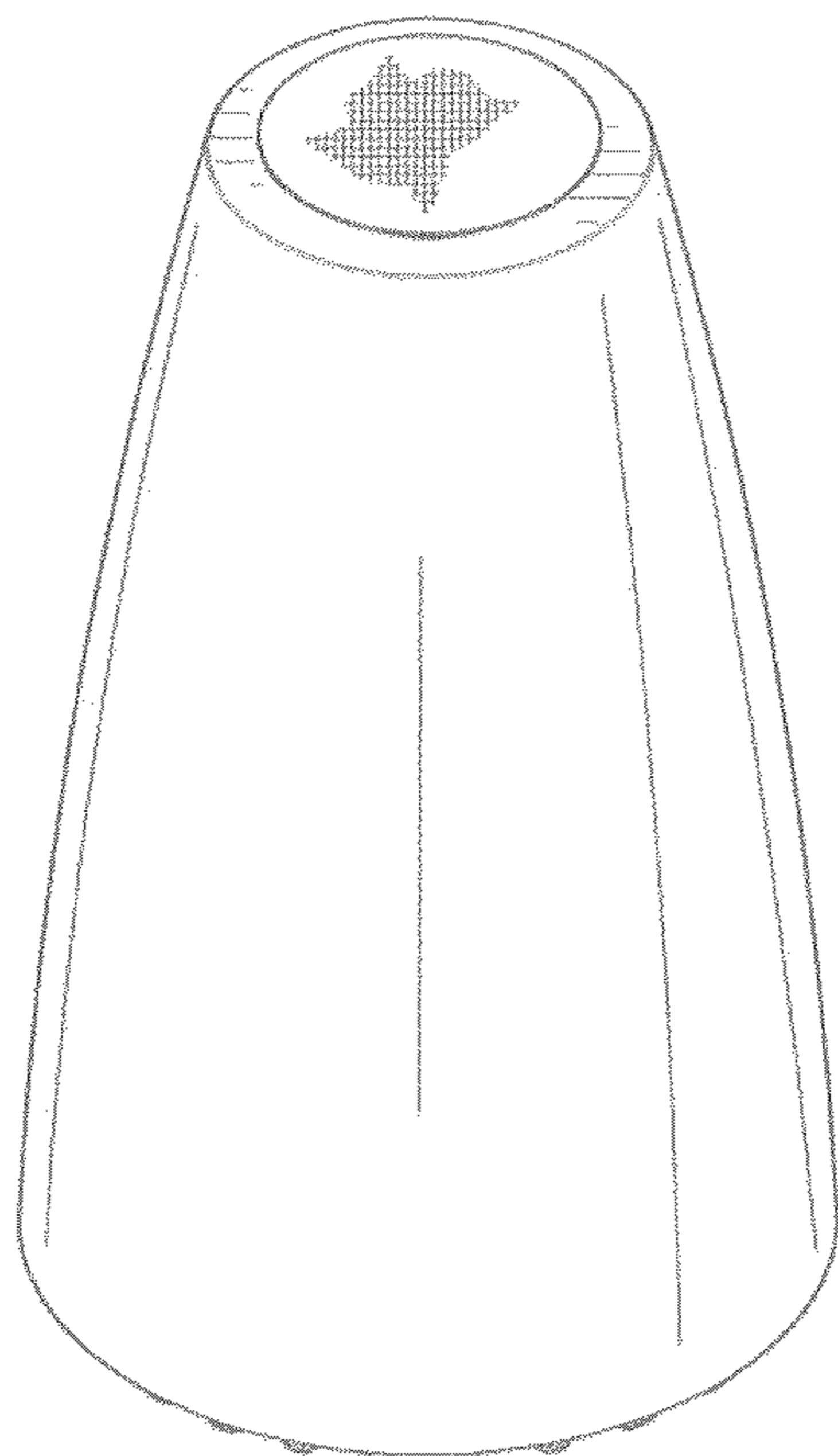
USPC ..... D14/167, 168, 170–172, 188, 194–196,  
D14/204, 207, 209.1, 210–216, 219, 221,  
D14/222, 224, 496; 181/143, 144, 147, 148,  
181/150, 153, 157, 198, 199; 381/300–303,  
381/306, 332, 333, 336, 345, 361–364,  
381/386–388; 369/6–12

**DESCRIPTION**

CPC .... B60R 11/0217; G06F 1/1688; H04M 1/03;  
H04M 1/035; H04R 1/02; H04R 1/06; H04R  
1/021; H04R 1/025; H04R 1/026; H04R  
1/028; H04R 1/105; H04R 1/323; H04R  
1/403; H04R 1/2803; H04R 1/2834; H04R  
5/02; H04R 7/20; H04R 9/06; H04R 9/025;  
H04R 2201/021; H04R 2400/00; H04R

FIG. 1 is a perspective view of a subwoofer showing my new and ornamental design,  
FIG. 2 is a front view thereof,  
FIG. 3 is a rear view thereof,  
FIG. 4 is a first side view thereof,  
FIG. 5 is an opposite, second side view thereof,  
FIG. 6 is a top view thereof; and,  
FIG. 7 is a bottom view thereof.

**1 Claim, 6 Drawing Sheets**



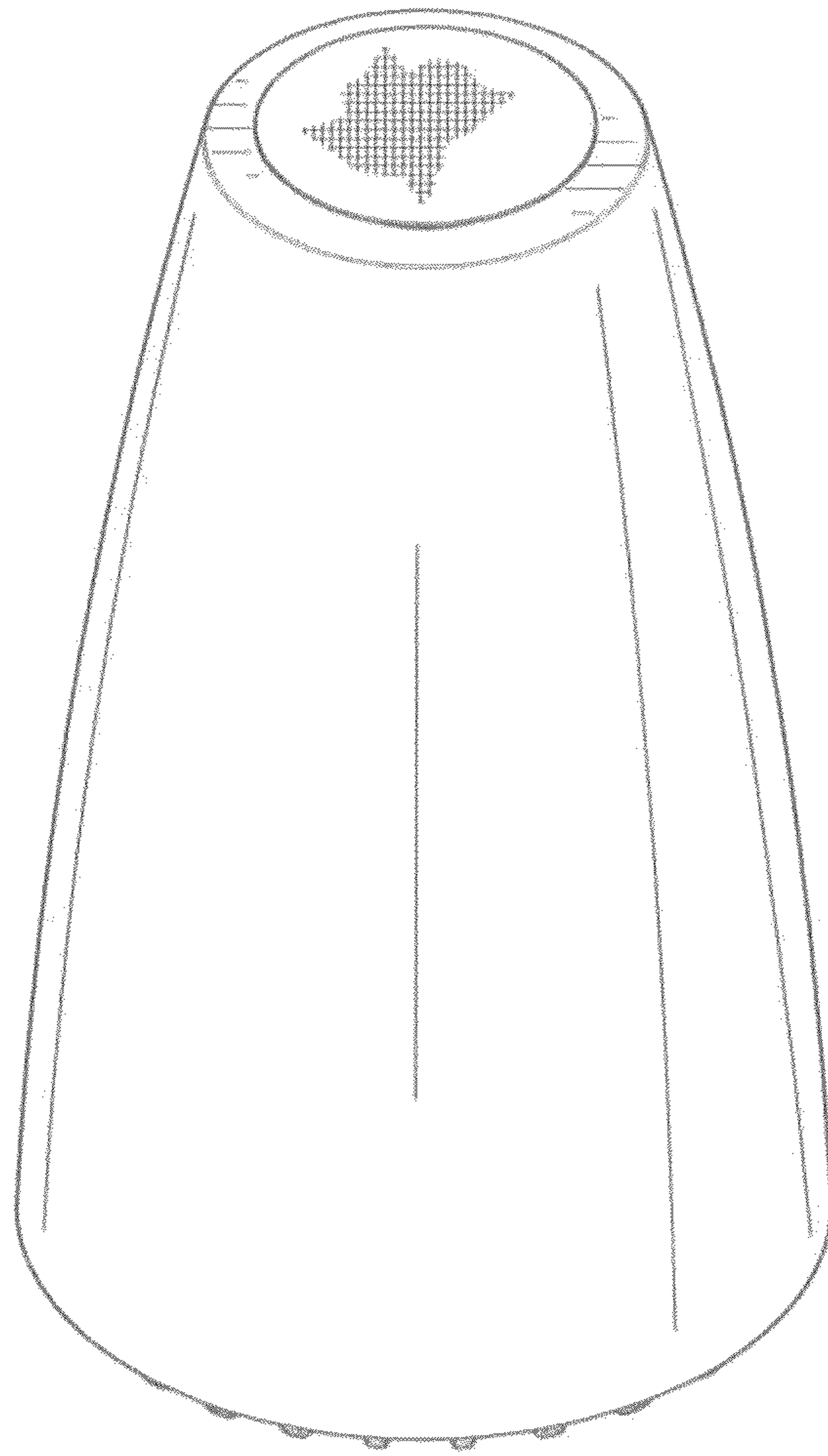


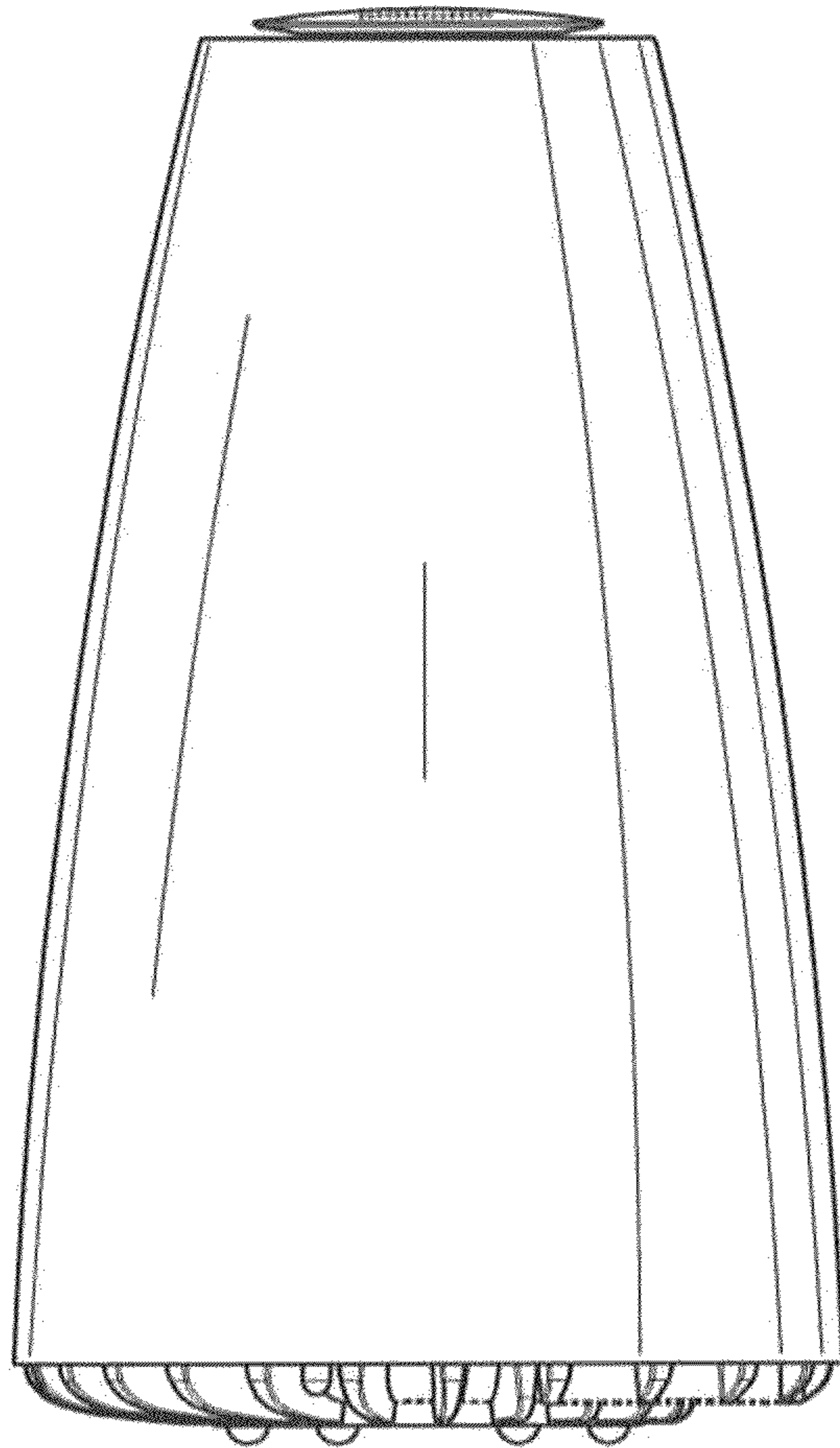
FIG. 1



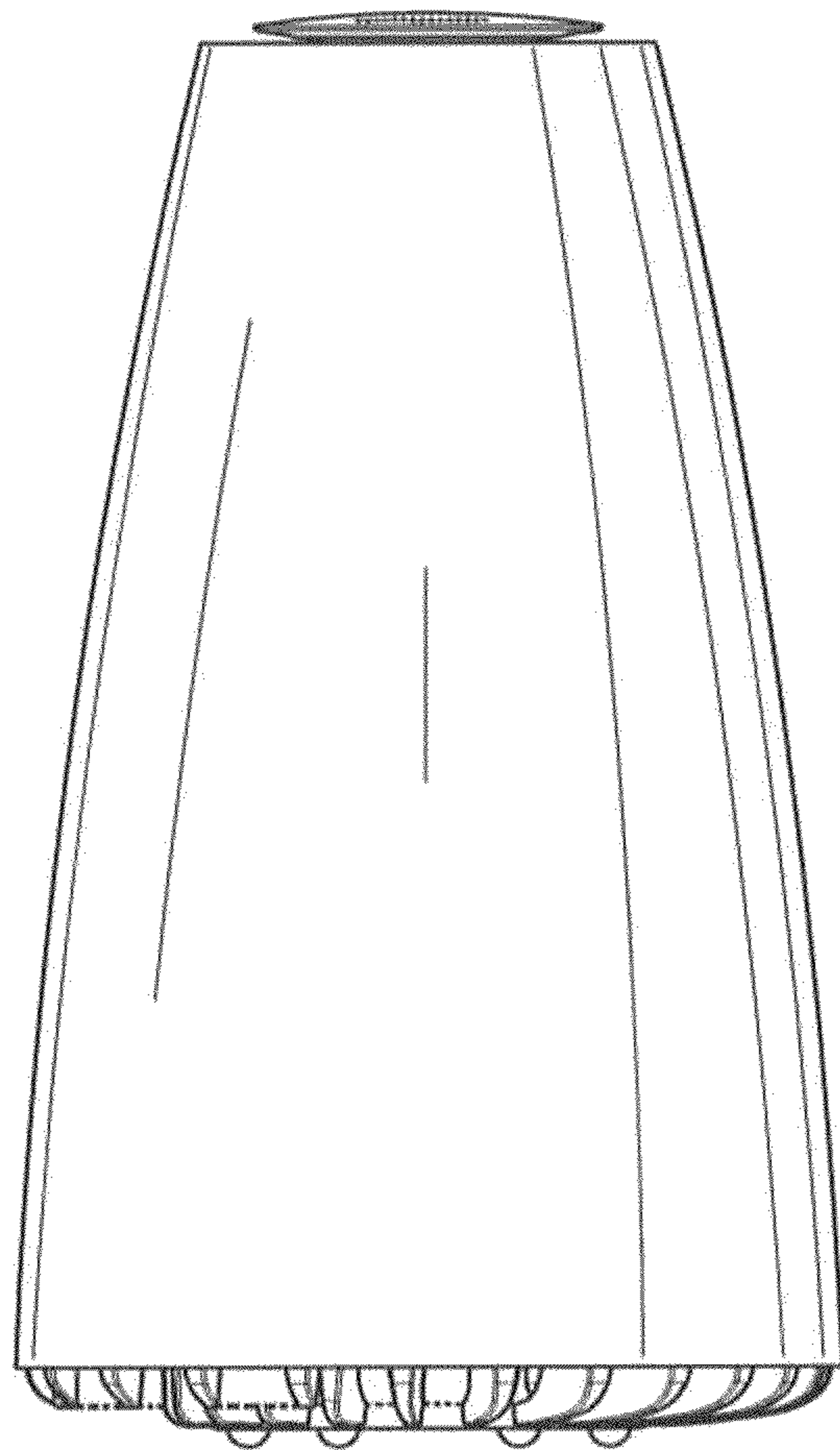
**FIG. 2**



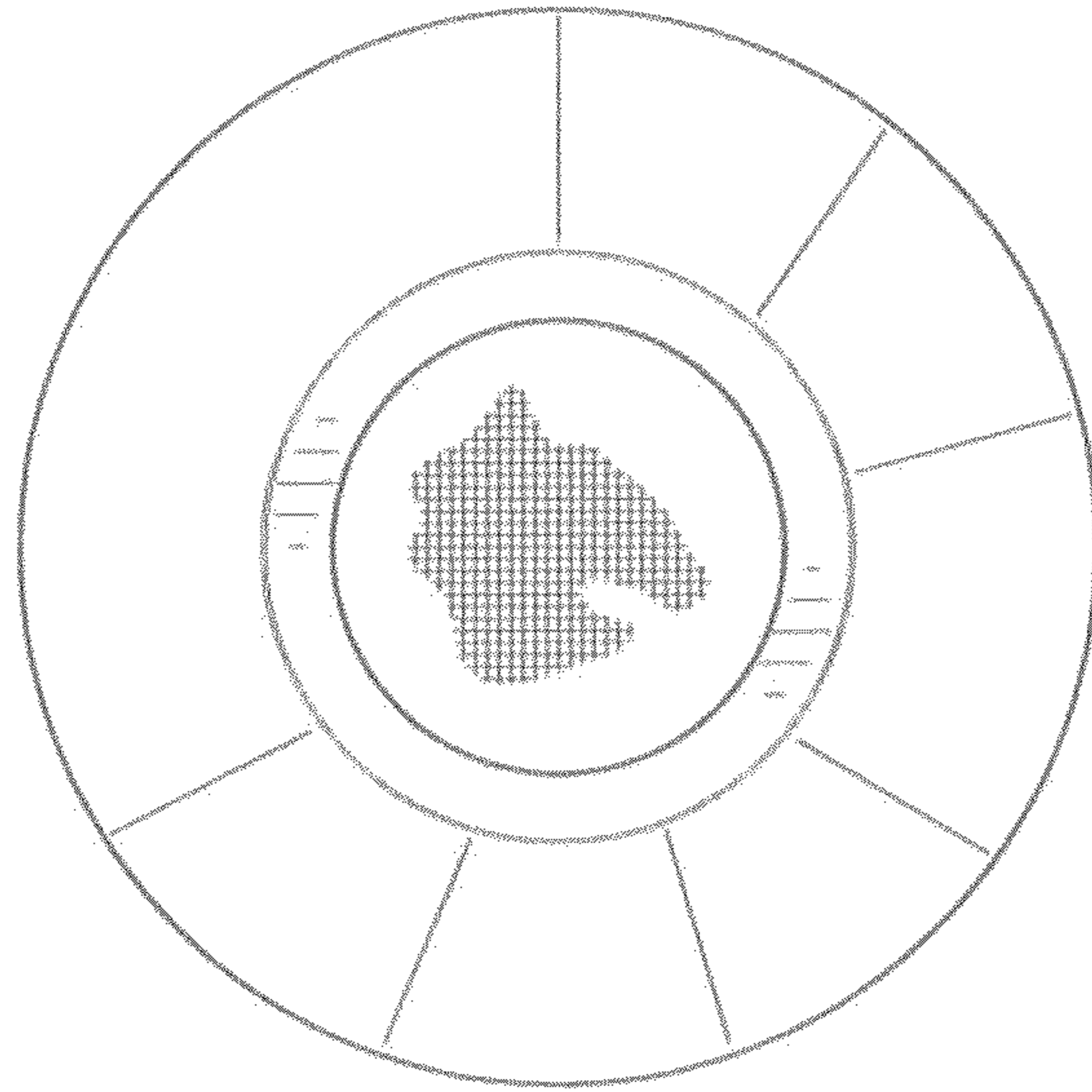
**FIG. 3**



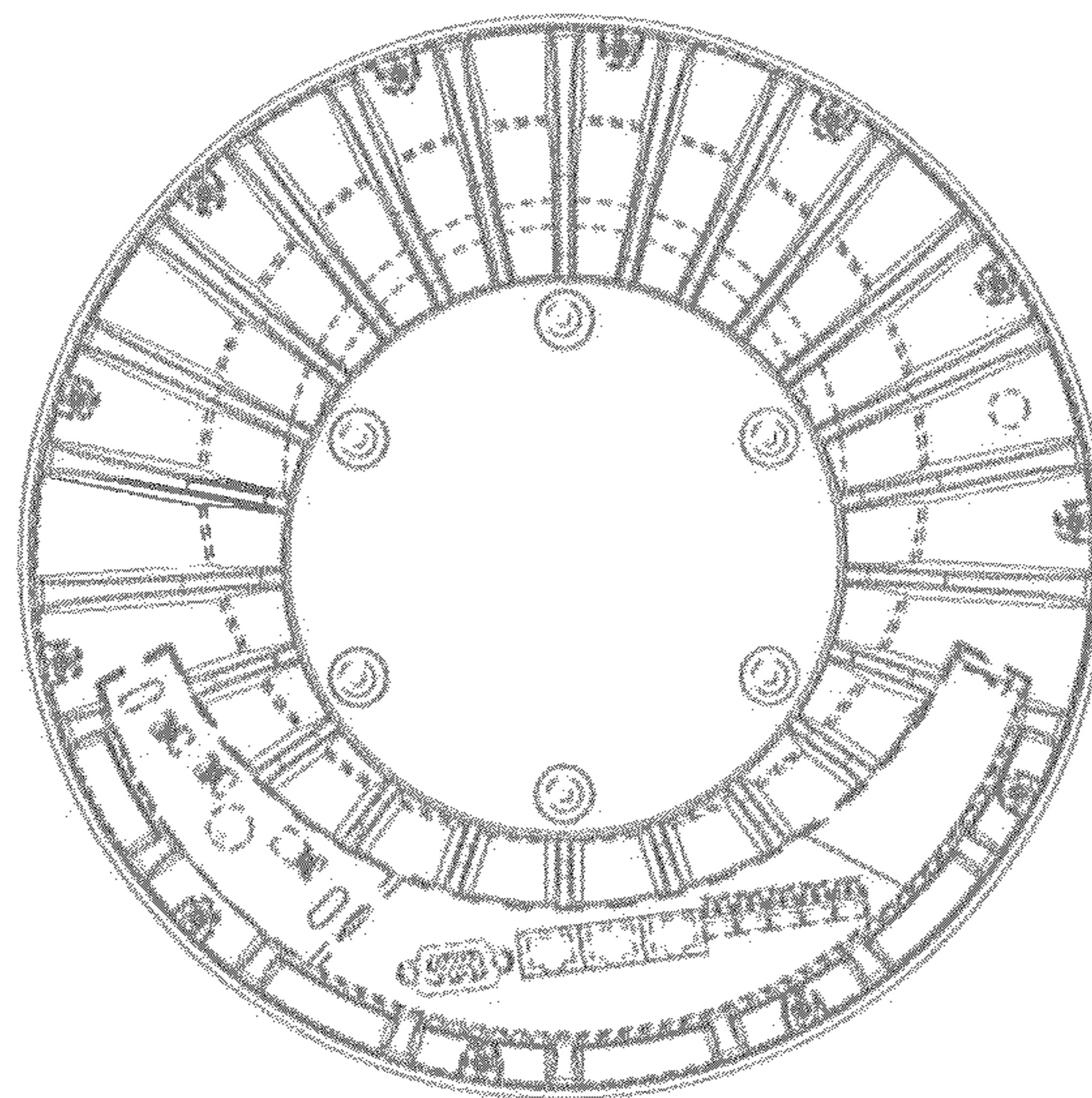
**FIG. 4**



**FIG. 5**



**FIG. 6**



**FIG. 7**