



US00D735154S

(12) **United States Design Patent**  
**Kim et al.**

(10) **Patent No.:** **US D735,154 S**  
(45) **Date of Patent:** **\*\* Jul. 28, 2015**

(54) **TELEVISION RECEIVER**

(71) Applicant: **LG Electronics Inc.**, Seoul (KR)

(72) Inventors: **Taeho Kim**, Seoul (KR); **Byungmu Huh**, Seoul (KR); **Yoonkyeong Lee**, Seoul (KR)

(73) Assignee: **LG Electronics Inc.**, Seoul (KR)

(\*\*) Term: **14 Years**

(21) Appl. No.: **29/473,299**

(22) Filed: **Nov. 21, 2013**

(30) **Foreign Application Priority Data**

May 22, 2013 (KR) ..... 30-2013-0026582

(51) **LOC (10) Cl.** ..... **14-03**

(52) **U.S. Cl.**  
USPC ..... **D14/126**

(58) **Field of Classification Search**  
USPC ..... D14/125-134, 239, 371, 374-377, 450,  
D14/448, 336, 159, 447, 238; D6/300;  
D8/349; D10/15, 26; D21/329, 515,  
D21/577, 333, 331; 312/7.2; 248/917-924,  
248/465; 345/104, 156, 168, 87, 173;  
348/836, 838, 180, 184, 325, 739;  
446/484, 175  
CPC ... F16M 11/10; F16M 13/02; F16M 2200/08;  
H04N 5/64; G06F 1/1626  
See application file for complete search history.

(56) **References Cited**

U.S. PATENT DOCUMENTS

D508,055 S \* 8/2005 Lo ..... D14/451  
D548,228 S \* 8/2007 Tanigawa et al. .... D14/239  
D648,296 S \* 11/2011 Lee et al. .... D14/126

D681,614 S \* 5/2013 Masui ..... D14/239  
D699,232 S \* 2/2014 Jung et al. .... D14/239  
D699,713 S \* 2/2014 Seong ..... D14/239  
D701,844 S \* 4/2014 Han ..... D14/126  
D711,844 S \* 8/2014 Chang ..... D14/126  
D713,806 S \* 9/2014 Park et al. .... D14/126  
D714,749 S \* 10/2014 Park et al. .... D14/126  
D714,750 S \* 10/2014 Park et al. .... D14/126  
D716,245 S \* 10/2014 Kim ..... D14/126  
D719,117 S \* 12/2014 Huh et al. .... D14/126  
D719,539 S \* 12/2014 Ryu et al. .... D14/126  
D719,555 S \* 12/2014 Yoon et al. .... D14/239  
D719,938 S \* 12/2014 Kim et al. .... D14/239  
D723,043 S \* 2/2015 Chang ..... D14/451  
D723,486 S \* 3/2015 Lee et al. .... D14/126  
D723,527 S \* 3/2015 Kim et al. .... D14/239  
2004/0155166 A1 \* 8/2004 Kim ..... 248/291.1

\* cited by examiner

*Primary Examiner* — Cathron Brooks  
*Assistant Examiner* — Clese Moore, Jr.  
(74) *Attorney, Agent, or Firm* — Morgan, Lewis & Bockius LLP

(57) **CLAIM**  
The ornamental design for a television receiver, as shown and described.

**DESCRIPTION**

FIG. 1 is a perspective view of a television receiver showing our new design;  
FIG. 2 is a front view thereof;  
FIG. 3 is a rear view thereof;  
FIG. 4 is a left side view thereof;  
FIG. 5 is a right side view thereof;  
FIG. 6 is a top plan view thereof;  
FIG. 7 is a bottom plan view thereof; and,  
FIG. 8 is a rear perspective view thereof.  
The broken lines shown illustrate portions of the television receiver that form no part of the claimed design.

**1 Claim, 8 Drawing Sheets**




FIG. 1




FIG. 2




FIG. 3

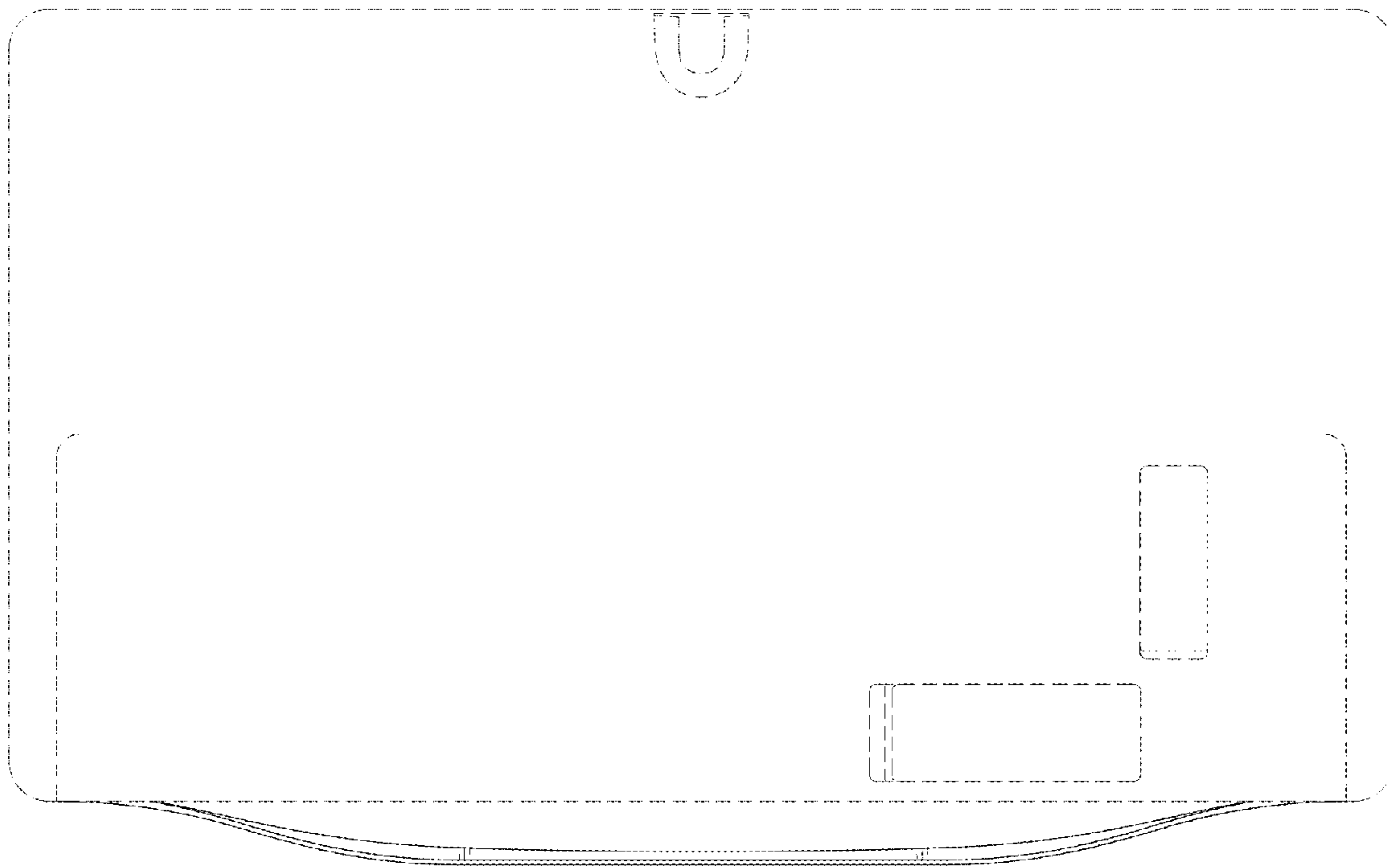


FIG. 4




FIG. 5




FIG. 6

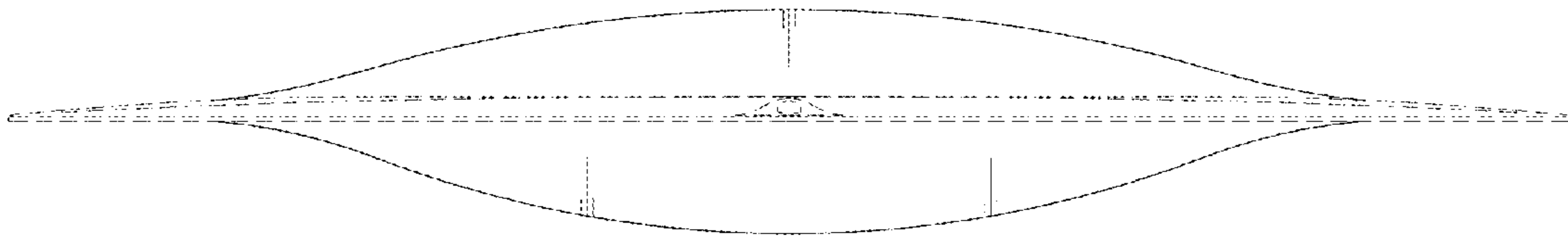


FIG. 7

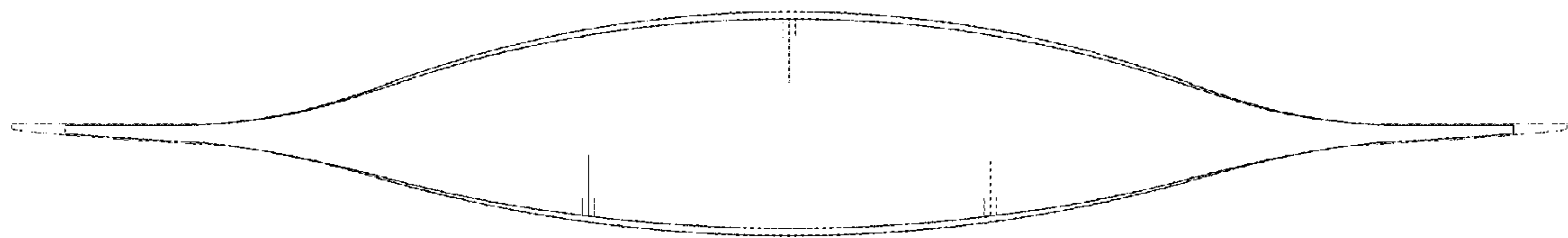




FIG. 8

