



US00D735137S

(12) **United States Design Patent**
Duffy et al.

(10) **Patent No.:** **US D735,137 S**
(45) **Date of Patent:** **** *Jul. 28, 2015**

(54) **ELECTRICAL OUTLET HOUSING UNIT**

(71) Applicants: **Arthur J Duffy**, Sarasota, FL (US); **Duy Huynh**, Sarasota, FL (US)

(72) Inventors: **Arthur J Duffy**, Sarasota, FL (US); **Duy Huynh**, Sarasota, FL (US)

(*) Notice: This patent is subject to a terminal disclaimer.

(**) Term: **14 Years**

(21) Appl. No.: **29/499,014**

(22) Filed: **Aug. 11, 2014**

(51) **LOC (10) Cl.** **13-03**

(52) **U.S. Cl.**
USPC **D13/139.1**

(58) **Field of Classification Search**
USPC D13/137.1–137.4, 139.1–139.8, 110,
D13/152, 156, 169, 133, 108; 174/53, 54,
174/55, 56, 58; 439/107, 535, 137, 620.22;
D8/353; D24/186

See application file for complete search history.

(56) **References Cited**

U.S. PATENT DOCUMENTS

D329,422 S * 9/1992 Fujiyoshi D13/139.1
D367,038 S * 2/1996 Fladung et al. D13/137.2
D446,503 S * 8/2001 Lee D13/139.8
D484,099 S * 12/2003 Bettencourt D13/139.8
D523,397 S * 6/2006 Maglionico et al. D13/137.2

D587,203 S * 2/2009 Dennes et al. D13/133
D595,229 S * 6/2009 LaGrotta D13/137.2
D619,535 S * 7/2010 Shi D13/137.2
D673,912 S * 1/2013 Benedetti D13/137.2
D679,401 S * 4/2013 Fisher et al. D24/186
D693,305 S * 11/2013 Kuo et al. D13/137.2
D695,693 S * 12/2013 Lee et al. D13/152
D700,579 S * 3/2014 Mobbs D13/137.1
D700,892 S * 3/2014 Segnit D13/137.2
D710,804 S * 8/2014 Duffy et al. D13/139.3
D711,828 S * 8/2014 Mozdzer D13/139.1
2013/0130551 A1* 5/2013 Mayer et al. 439/620.21

* cited by examiner

Primary Examiner — Holly Baynham

Assistant Examiner — Rhea Shields

(57) **CLAIM**

The ornamental design for an electrical outlet housing unit, as shown and described.

DESCRIPTION

FIG. 1 is a front perspective view of an electrical outlet housing unit;

FIG. 2 is a rear perspective view thereof;

FIG. 3 is a front plane view thereof;

FIG. 4 is a rear plane view thereof;

FIG. 5 is a left plane view thereof;

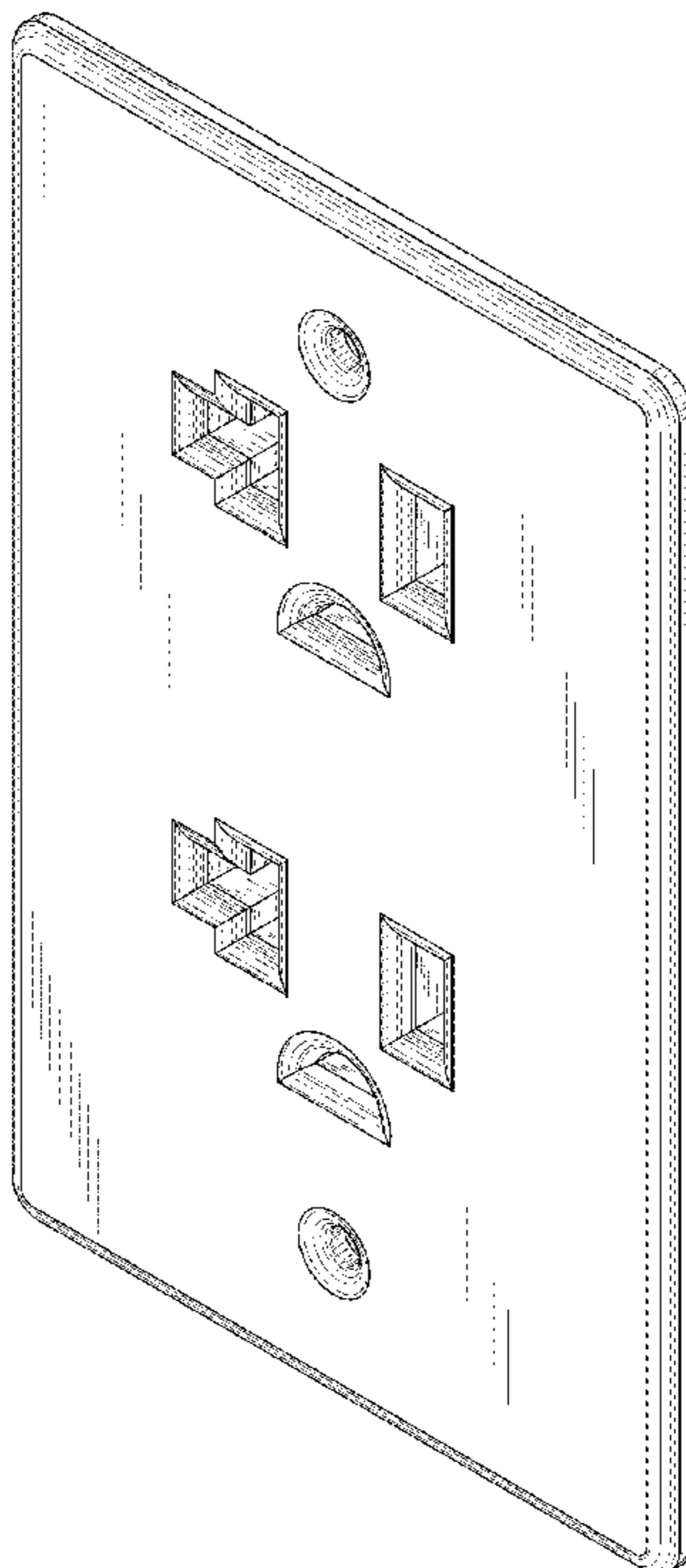
FIG. 6 is a right plane view thereof;

FIG. 7 is a top plane view thereof; and,

FIG. 8 is a bottom plane view thereof.

In FIGS. 2, 5, and 6, the broken lines depict environmental subject matter only and form no part of the claimed design.

1 Claim, 8 Drawing Sheets



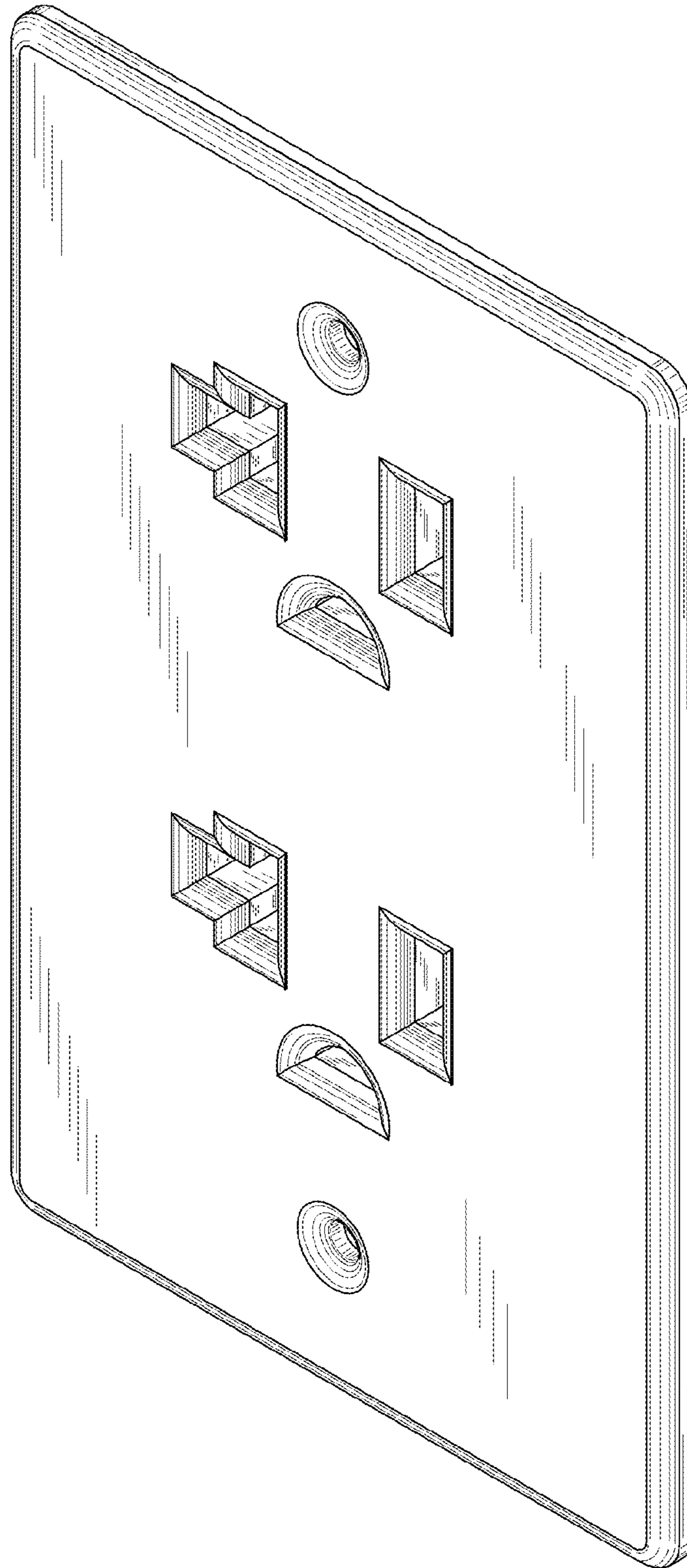


FIG. 1

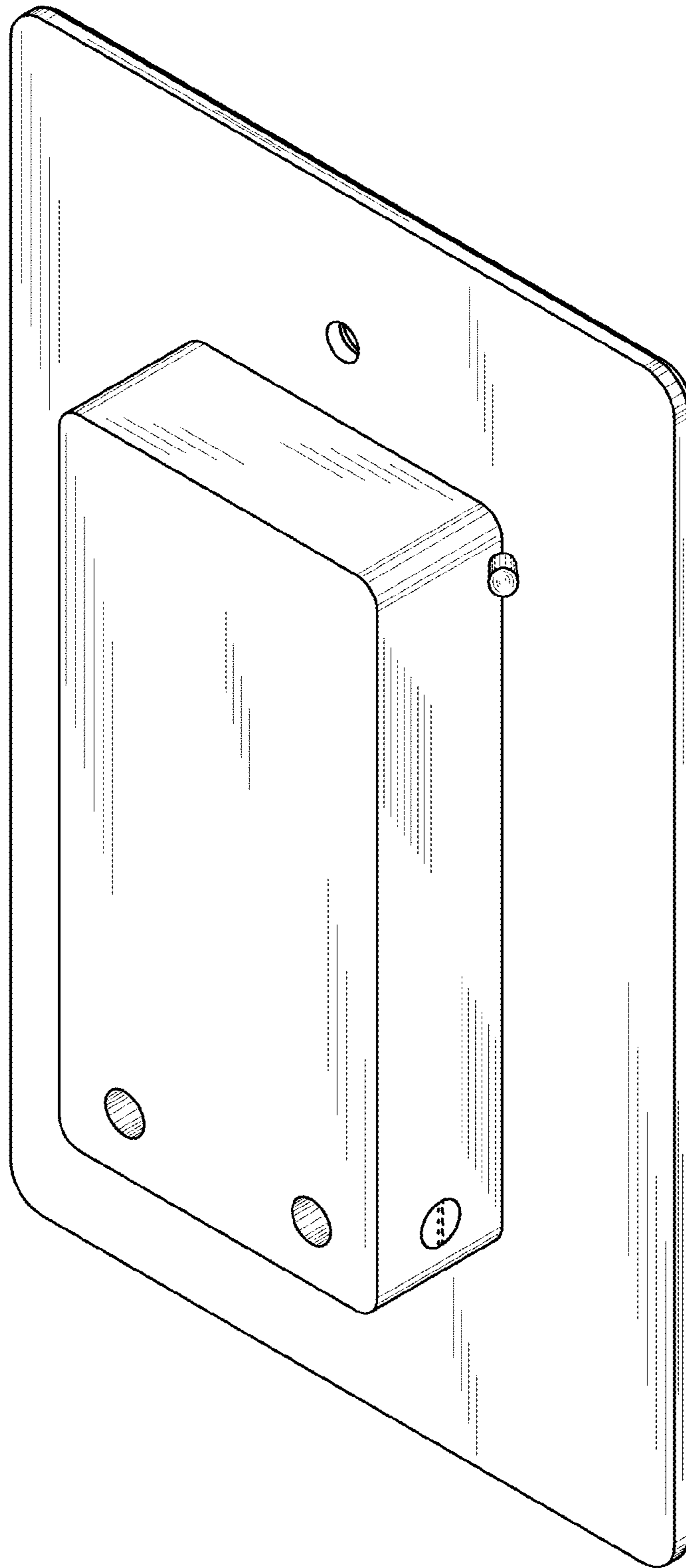


FIG. 2

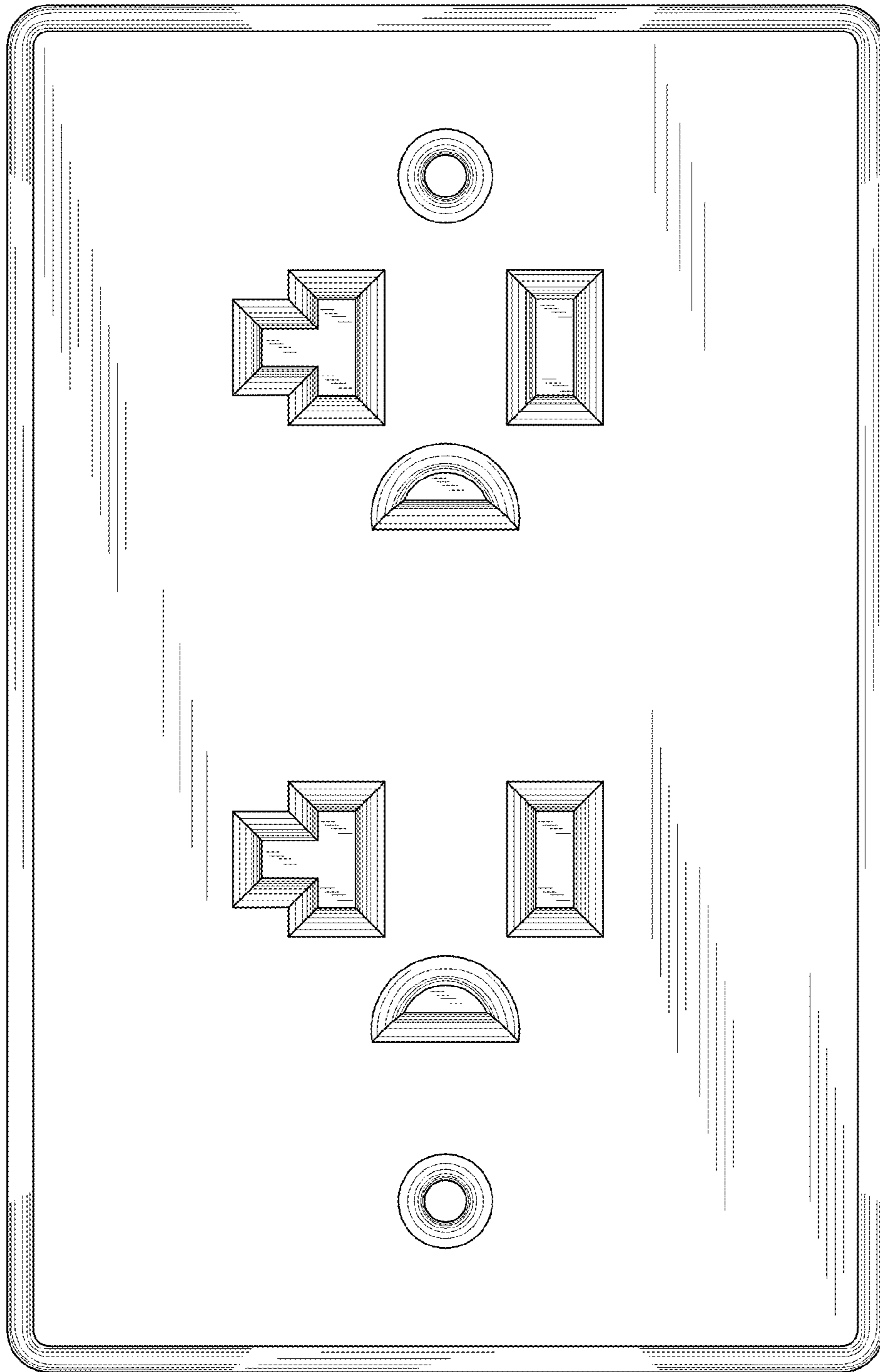


FIG. 3

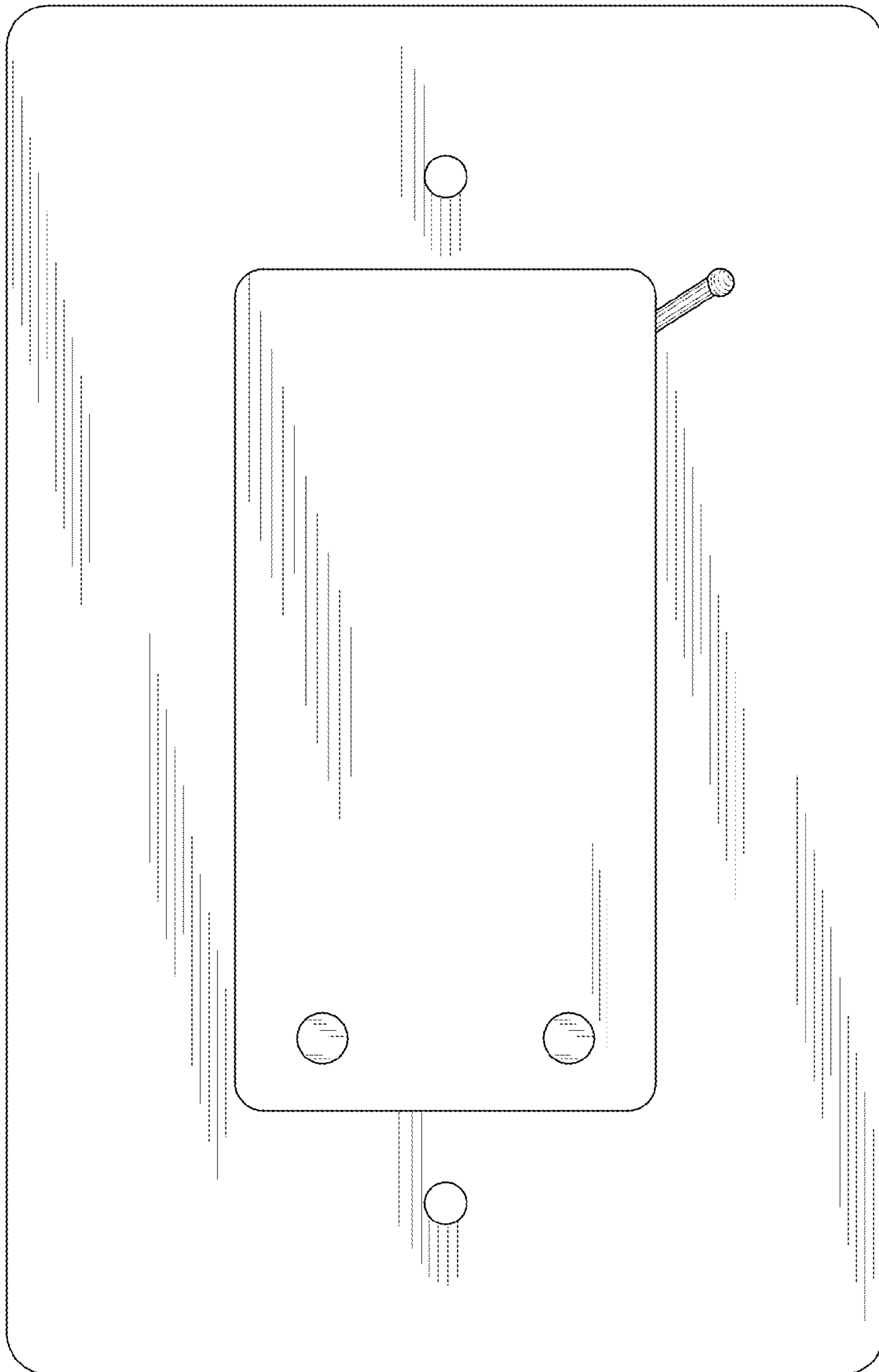


FIG. 4




FIG. 5




FIG. 6




FIG. 7




FIG. 8