



US00D735122S

(12) **United States Design Patent**  
**Grote et al.**

(10) **Patent No.:** **US D735,122 S**  
(45) **Date of Patent:** **\*\* Jul. 28, 2015**

- (54) **PNEUMATIC TIRE**
- (71) Applicant: **Cooper Tire & Rubber Company**,  
Findlay, OH (US)
- (72) Inventors: **Christopher D. Grote**, Findlay, OH  
(US); **Jeremy J. Jacobs**, Findlay, OH  
(US)
- (73) Assignee: **Cooper Tire & Rubber Company**,  
Findlay, OH (US)
- (\*\*) Term: **14 Years**
- (21) Appl. No.: **29/435,701**
- (22) Filed: **Oct. 26, 2012**
- (51) **LOC (10) Cl.** ..... **12-15**
- (52) **U.S. Cl.**  
USPC ..... **D12/601**
- (58) **Field of Classification Search**  
USPC ..... D12/600, 601, 602, 603, 605, 900, 901  
CPC ..... B06C 11/03; B06C 11/0306  
See application file for complete search history.

- D392,230 S \* 3/1998 Heinen ..... D12/601
- D405,740 S \* 2/1999 Heinen et al. .... D12/585
- D413,286 S \* 8/1999 Umstot et al. .... D12/601
- D498,206 S \* 11/2004 Cazin-Bourguignon  
et al. .... D12/588
- D599,282 S \* 9/2009 Nicolas ..... D12/588
- D615,480 S \* 5/2010 Jacobs ..... D12/586
- D651,558 S \* 1/2012 Youn ..... D12/588

\* cited by examiner

*Primary Examiner* — Robert M Spear

(74) *Attorney, Agent, or Firm* — Emch, Schaffer, Schaub & Porcello, Co., L.P.A.

(57) **CLAIM**

The ornamental design for a pneumatic tire, as shown and described.

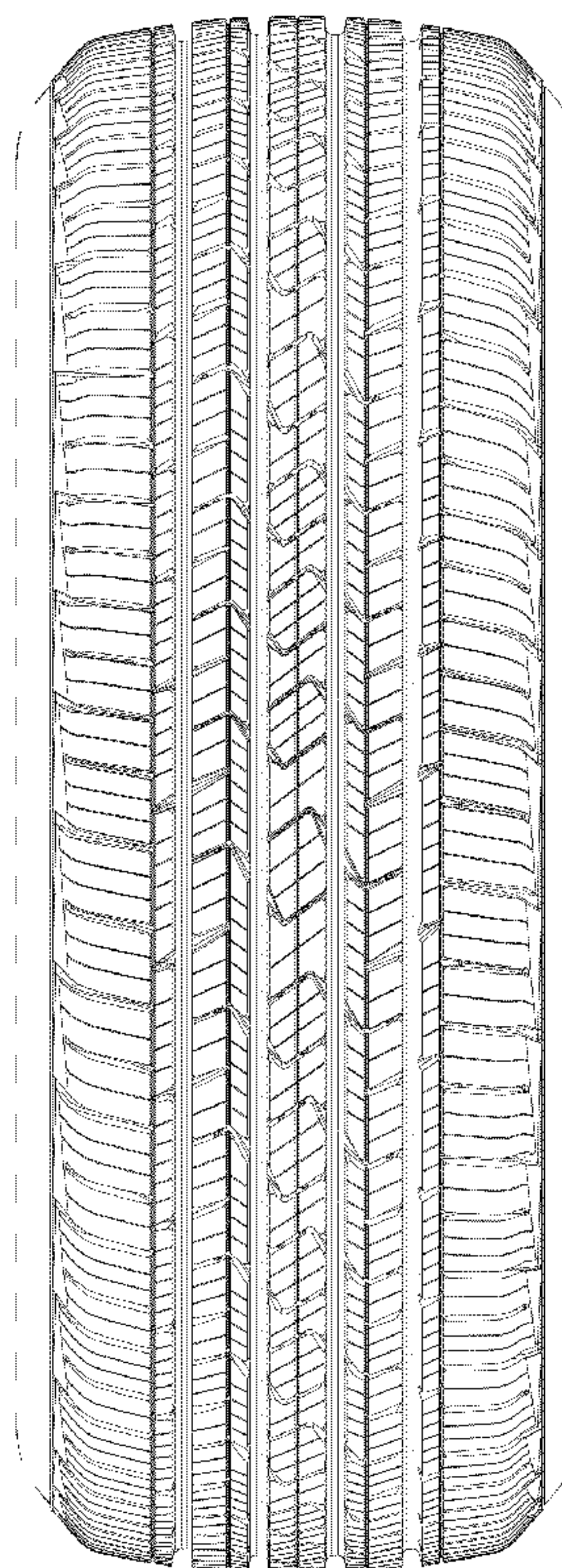
**DESCRIPTION**

FIG. 1 is a perspective view of a pneumatic tire in accordance with the invention;  
FIG. 2 is a front elevation view thereof;  
FIG. 3 is a side elevation view thereof; and,  
FIG. 4 is a section of the view of FIG. 3.  
The broken lines depict environmental subject matter only and form no part of the claimed design.

**1 Claim, 4 Drawing Sheets**

(56) **References Cited**  
U.S. PATENT DOCUMENTS

- D386,725 S \* 11/1997 Matsuda et al. .... D12/601
- D387,716 S \* 12/1997 Miller et al. .... D12/601





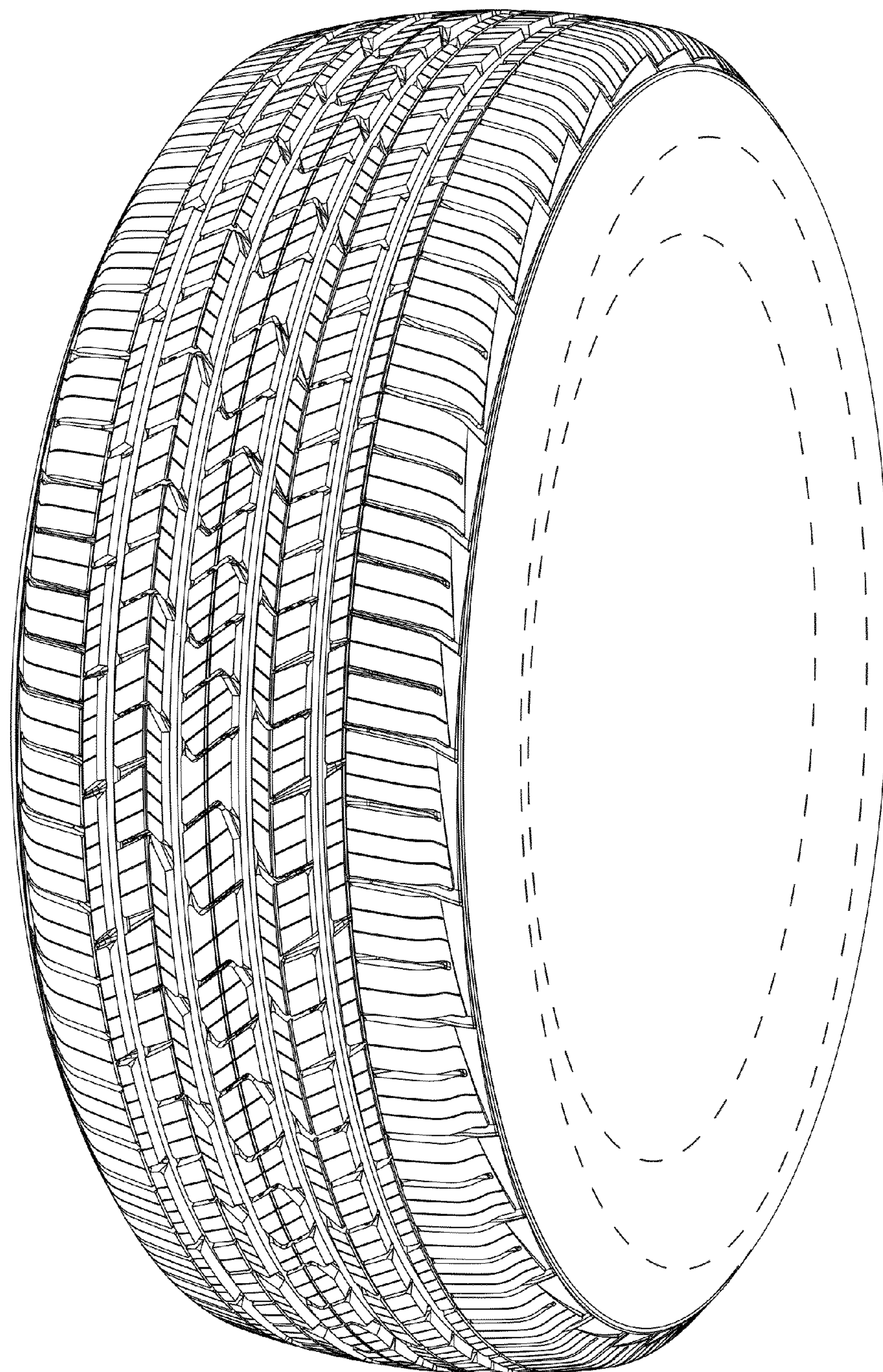


FIG. 1



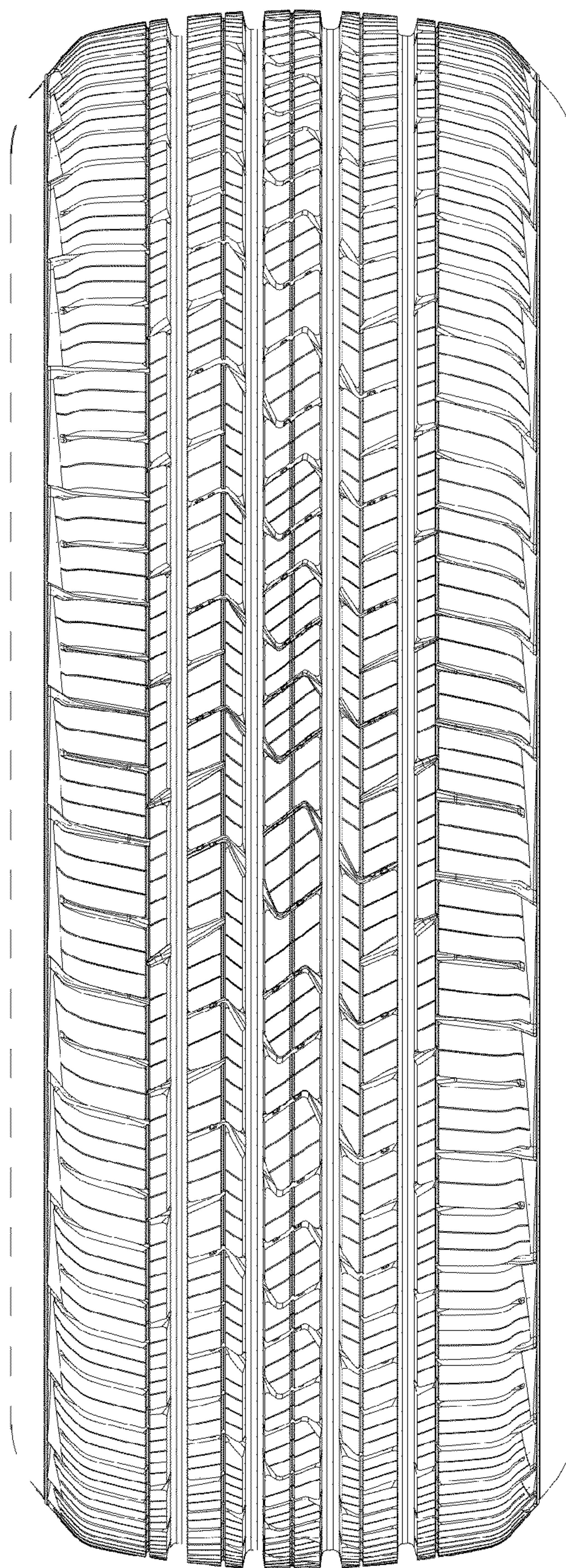


FIG. 2




FIG. 3



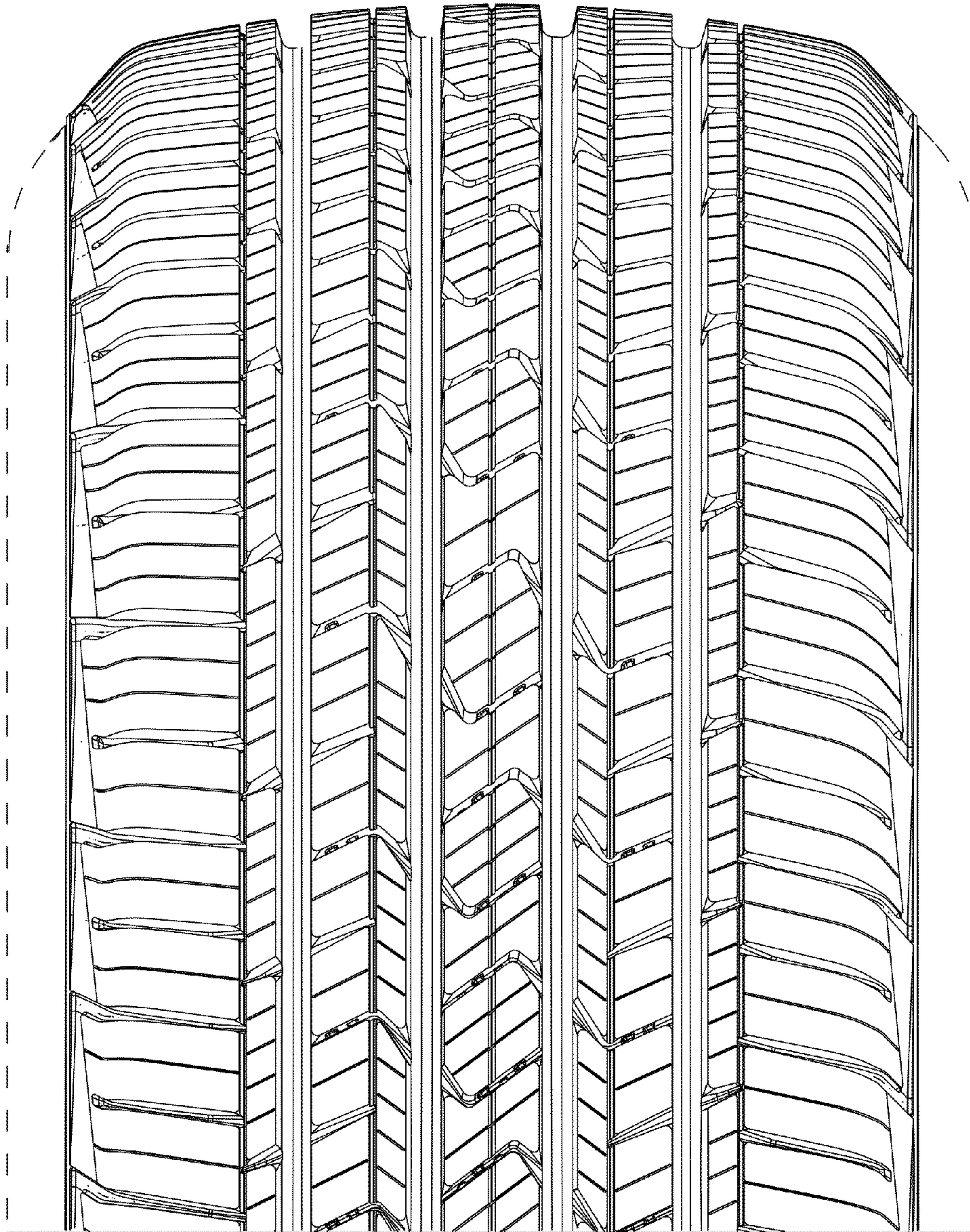


FIG. 4