



US00D735117S

(12) **United States Design Patent**
Koog

(10) **Patent No.:** **US D735,117 S**
(45) **Date of Patent:** **** Jul. 28, 2015**

(54) **TIRE TREAD**

(71) Applicant: **HANKOOK TIRE CO., LTD.**, Seoul (KR)

(72) Inventor: **Ha Eun Koog**, Seoul (KR)

(73) Assignee: **Hankook Tire Co., Ltd.**, Seoul (KR)

(**) Term: **14 Years**

(21) Appl. No.: **29/470,390**

(22) Filed: **Oct. 21, 2013**

(30) **Foreign Application Priority Data**

Jul. 16, 2013 (KR) 30-2013-0036704

(51) **LOC (10) Cl.** **12-15**

(52) **U.S. Cl.**
USPC **D12/564**

(58) **Field of Classification Search**
USPC D12/533-567; 152/209.1-209.28
CPC B60C 11/0306; B60C 11/0309; B60C 11/12;
B60C 11/1369; B60C 2011/0372; B60C
2200/06
See application file for complete search history.

(56) **References Cited**

U.S. PATENT DOCUMENTS

D550,147 S * 9/2007 Radulescu D12/545
D646,622 S * 10/2011 Nobunaga D12/566

D646,623 S * 10/2011 Kojima et al. D12/566
D648,259 S * 11/2011 Oki et al. D12/566
D661,244 S * 6/2012 Buchinger-Barnstorf ... D12/594
D661,245 S * 6/2012 Buchinger-Barnstorf ... D12/594
D720,686 S * 1/2015 Koog D12/566

* cited by examiner

Primary Examiner — George D Kirschbaum

Assistant Examiner — Jennifer Watkins

(74) *Attorney, Agent, or Firm* — Hamre, Schumann, Mueller & Larson, P.C.

(57) **CLAIM**

The ornamental design for a tire tread, as shown and described.

DESCRIPTION

FIG. 1 is a perspective view of a tire tread showing my new design, it being understood that the pattern is repeated uniformly throughout the circumference of the tread;
FIG. 2 is a front elevational view thereof;
FIG. 3 is a rear elevational view thereof;
FIG. 4 is a left side elevational view thereof;
FIG. 5 is a right side elevational view thereof;
FIG. 6 is a top plan view thereof;
FIG. 7 is a bottom plan view thereof; and,
FIG. 8 is an enlarged fragmentary view from upper A to lower A.

The broken lines defining the sidewall, inner bead and the peripheral boundary between the tire tread and sidewall are for the purpose of illustrating environment and form no part of the claim.

1 Claim, 8 Drawing Sheets

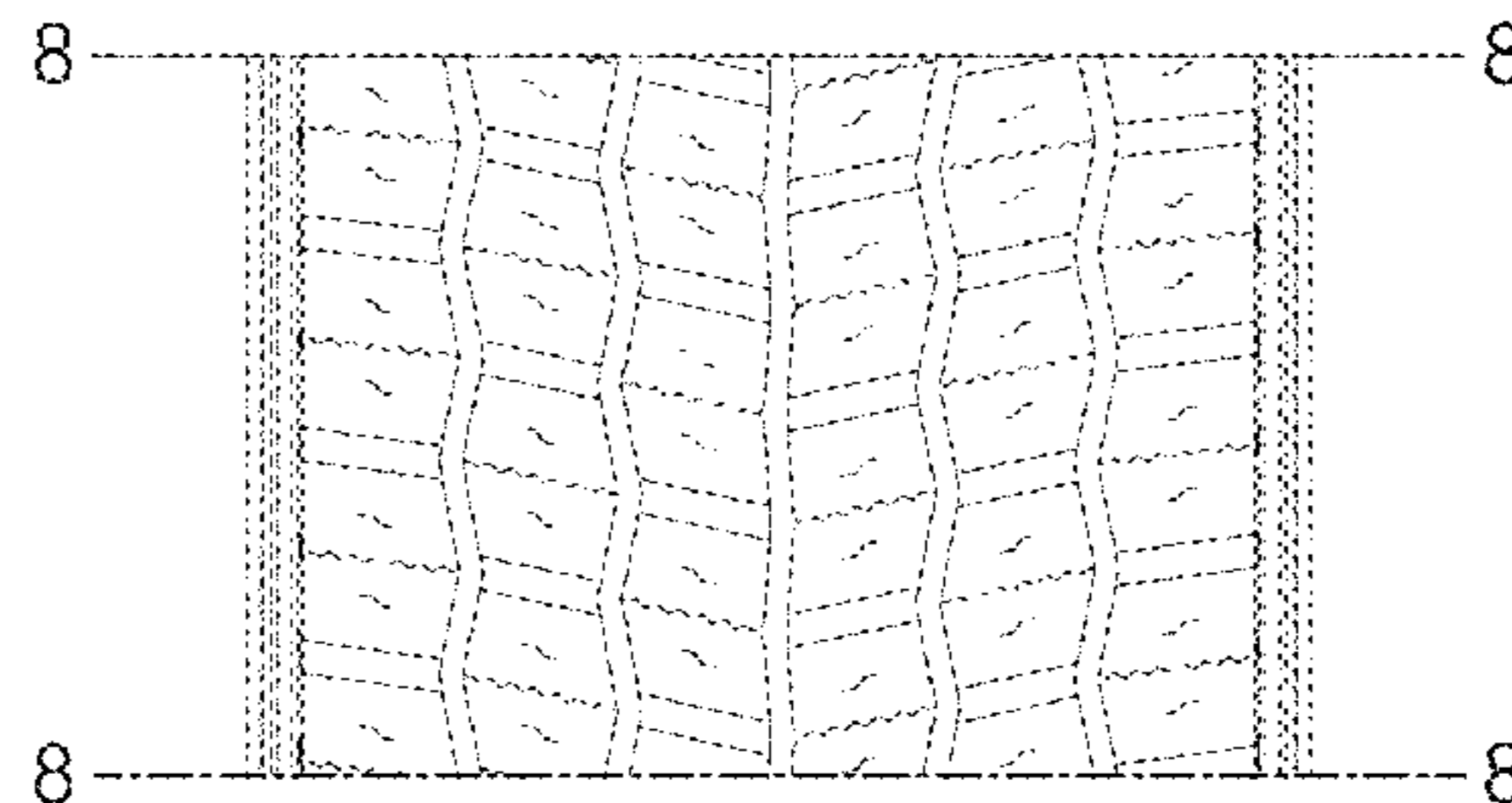
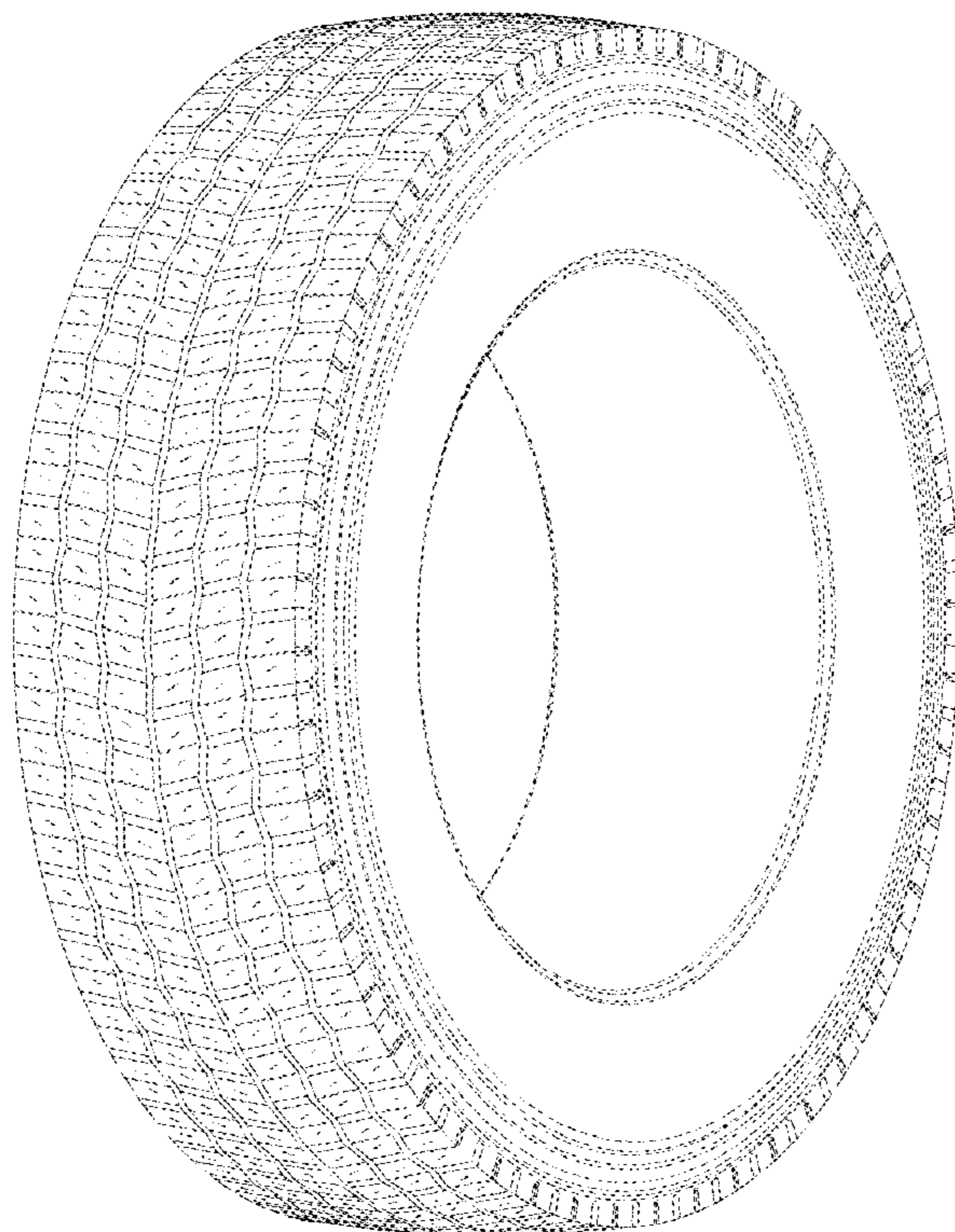


FIG. 1

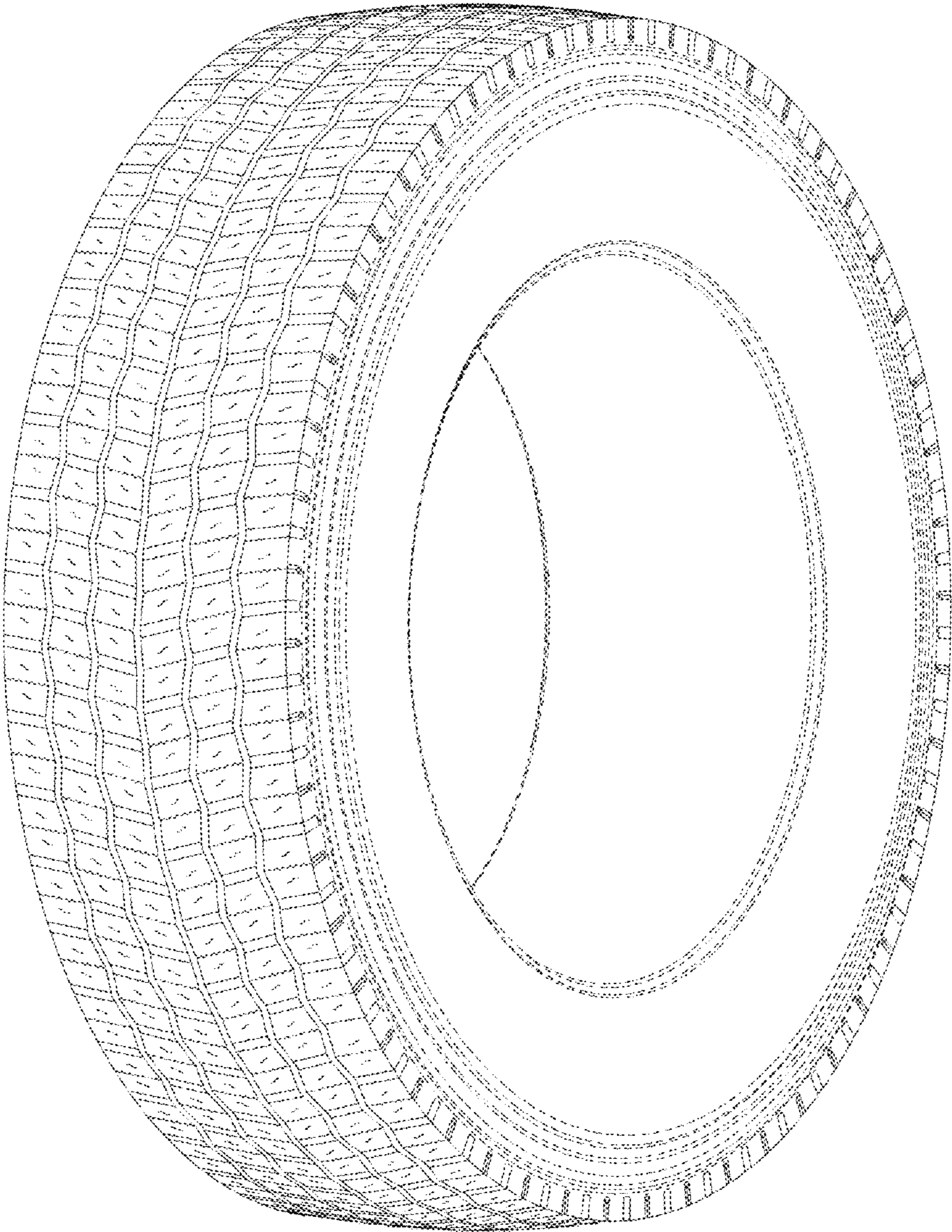


FIG. 2




FIG. 3

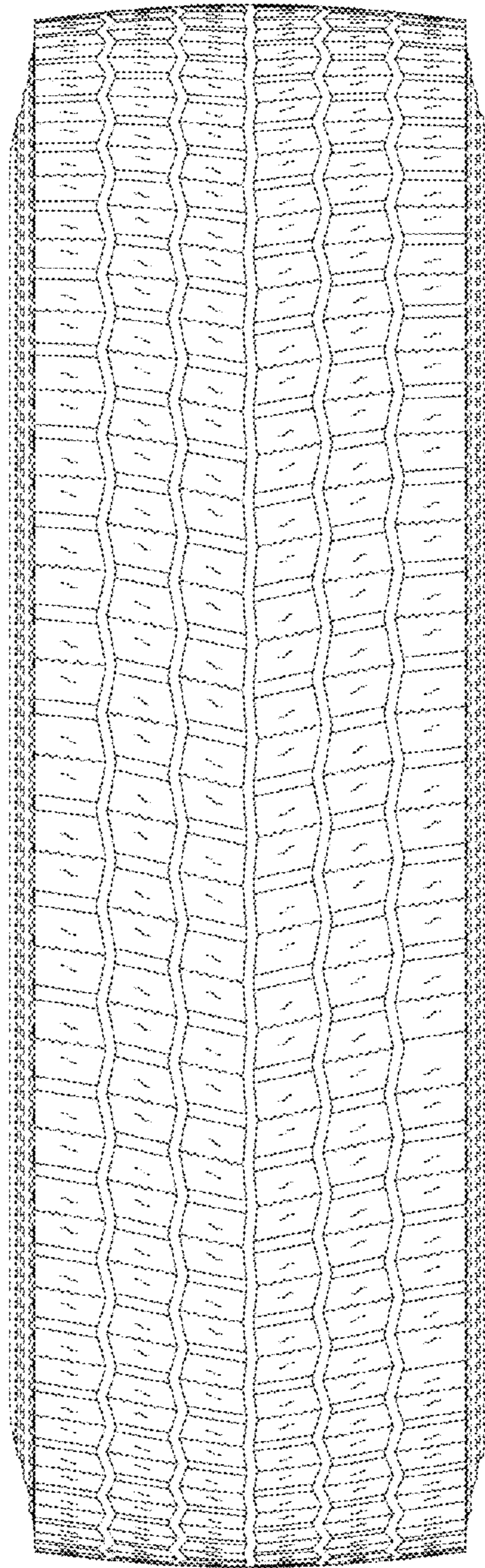


FIG. 4




FIG. 5

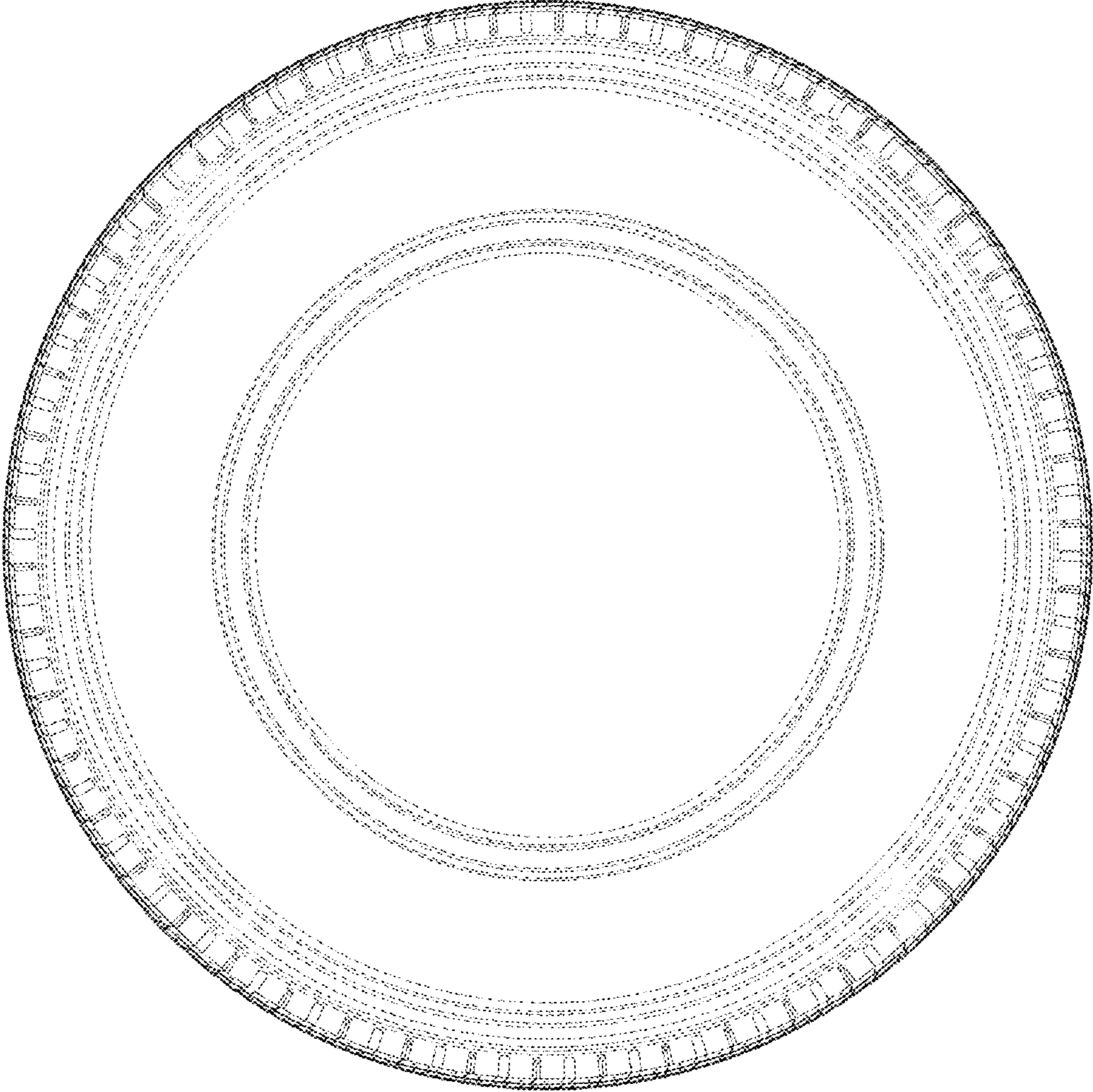


FIG. 6




FIG. 7




FIG. 8

