



US00D735116S

(12) **United States Design Patent**
Chen

(10) **Patent No.:** **US D735,116 S**

(45) **Date of Patent:** **** Jul. 28, 2015**

(54) **TIRE TREAD**

(71) Applicant: **Kitty F. Chen**, Shanghai (CN)

(72) Inventor: **Kitty F. Chen**, Shanghai (CN)

(73) Assignee: **COOPER TIRE & RUBBER COMPANY**, Findlay, OH (US)

(**) Term: **14 Years**

(21) Appl. No.: **29/467,754**

(22) Filed: **Sep. 23, 2013**

(51) **LOC (10) Cl.** **12-15**

(52) **U.S. Cl.**
USPC **D12/532**

(58) **Field of Classification Search**
USPC D12/505-532
CPC B60C 11/0304; B60C 11/0302; B60C 11/0306; B60C 11/0309; B60C 11/0318; B60C 11/0311; B60C 11/042; B60C 11/13; B60C 11/00; B60C 11/11; B60C 11/12

See application file for complete search history.

(56) **References Cited**

U.S. PATENT DOCUMENTS

D545,264 S *	6/2007	Takahashi et al.	D12/532
D584,214 S *	1/2009	Mukai	D12/532
D643,359 S *	8/2011	Rau	D12/521
D671,884 S *	12/2012	Youn	D12/521
D678,176 S *	3/2013	Park et al.	D12/531
D684,520 S *	6/2013	Fu	D12/532
D686,142 S *	7/2013	Behr	D12/531
D713,326 S *	9/2014	Fontaine et al.	D12/532

* cited by examiner

Primary Examiner — Stacia Cadmus

(74) *Attorney, Agent, or Firm* — Fay Sharpe LLP

(57) **CLAIM**

The ornamental design for a tire tread, as shown and described.

DESCRIPTION

FIG. 1 is a perspective view of a full tire including the tire tread of the present application;

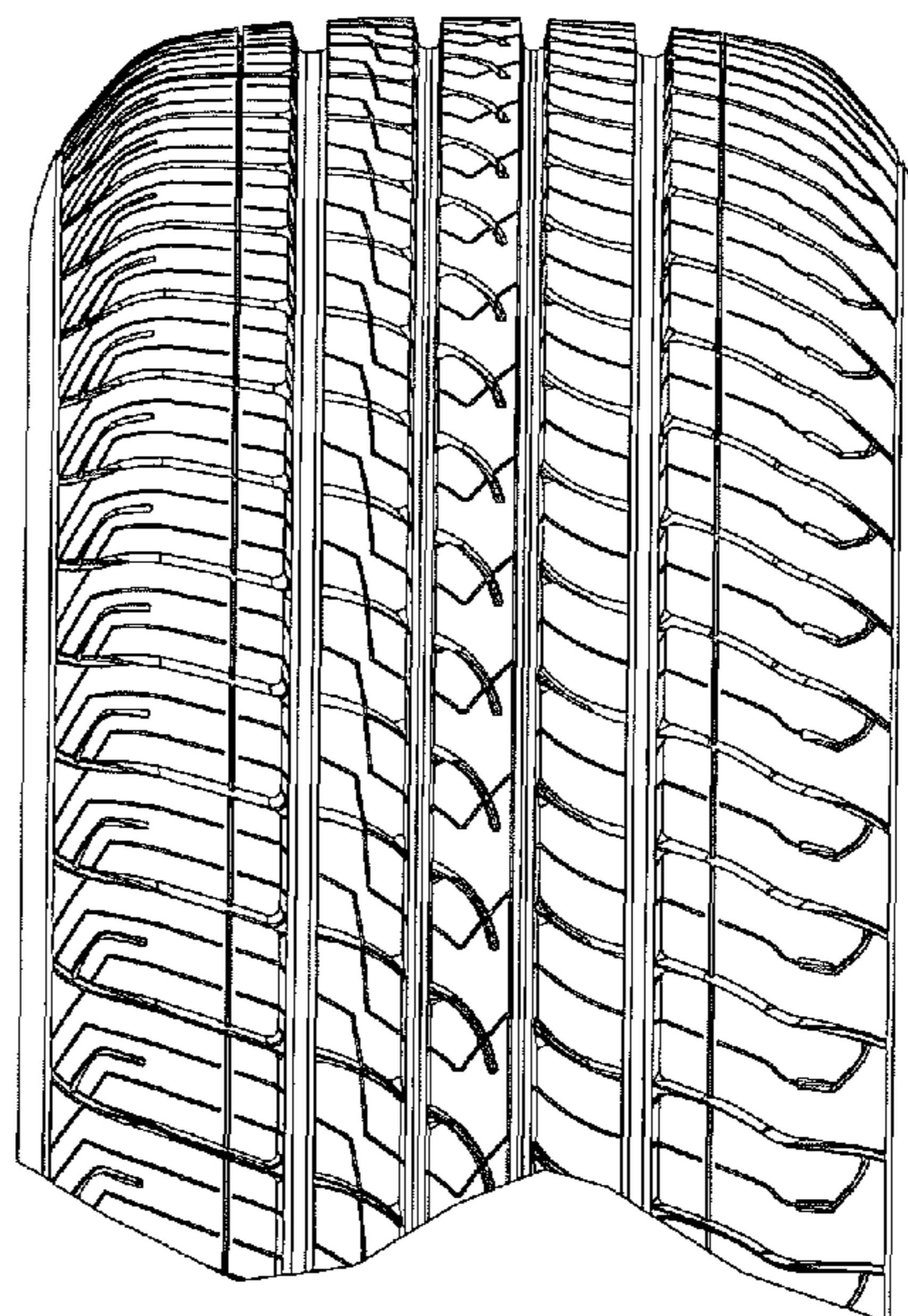
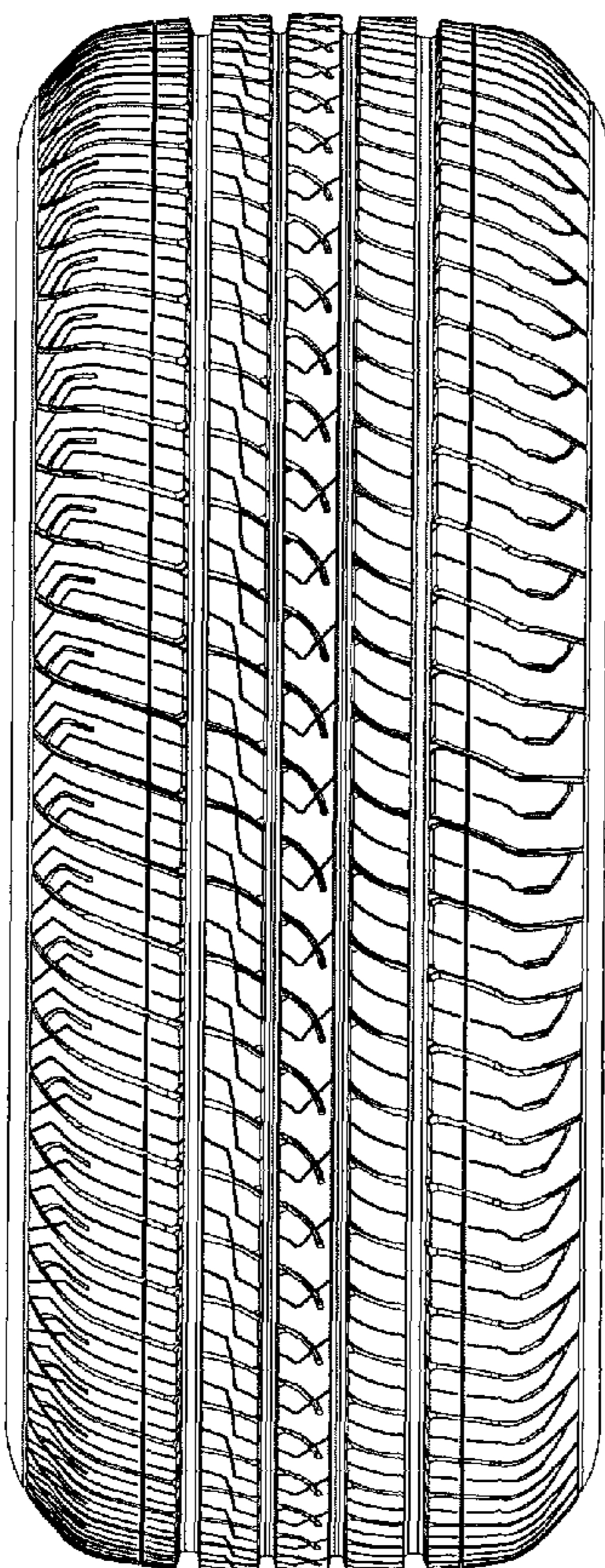
FIG. 2 is a front view thereof;

FIG. 3 is a side view (outside) thereof;

FIG. 4 is a side view (inside) thereof; and,

FIG. 5 is an enlarged partial front view thereof.

1 Claim, 5 Drawing Sheets



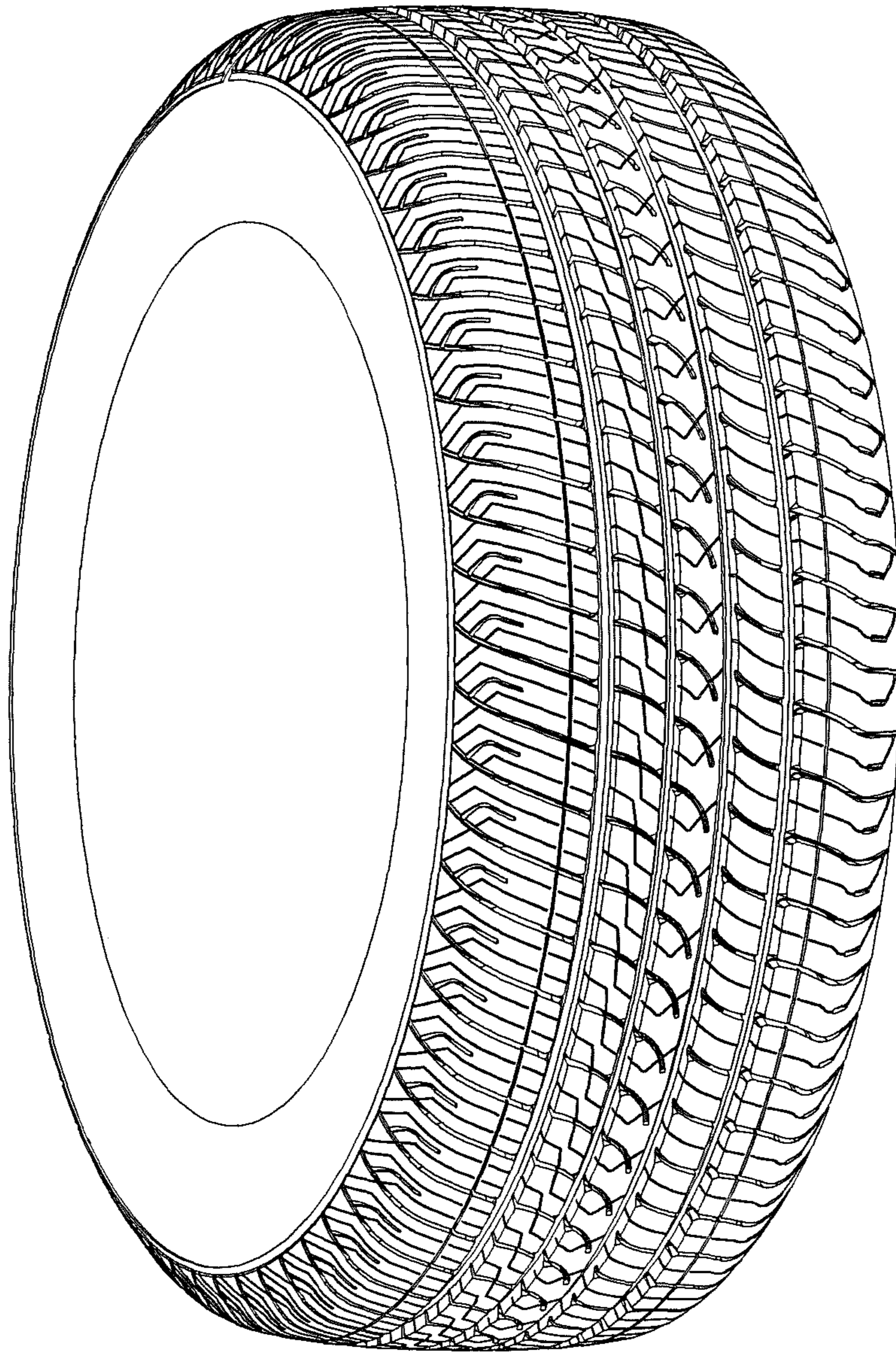


FIG. 1

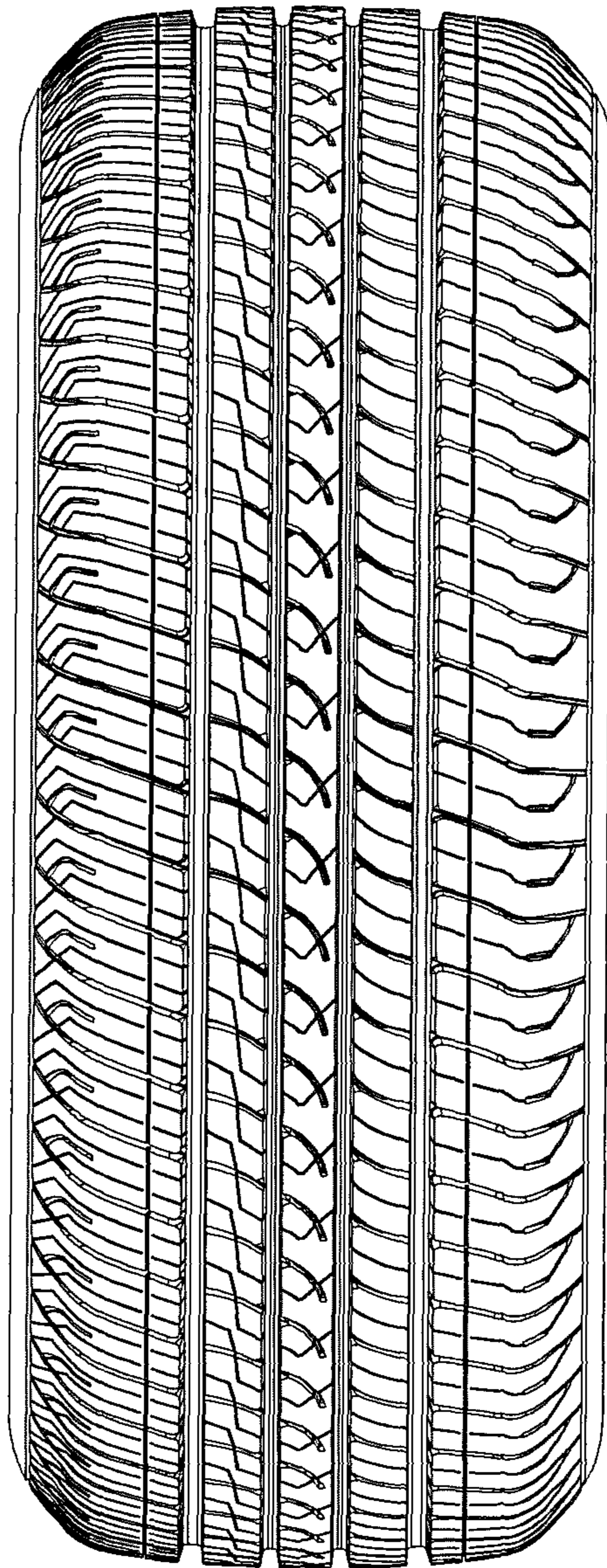


FIG. 2




FIG. 3




FIG. 4

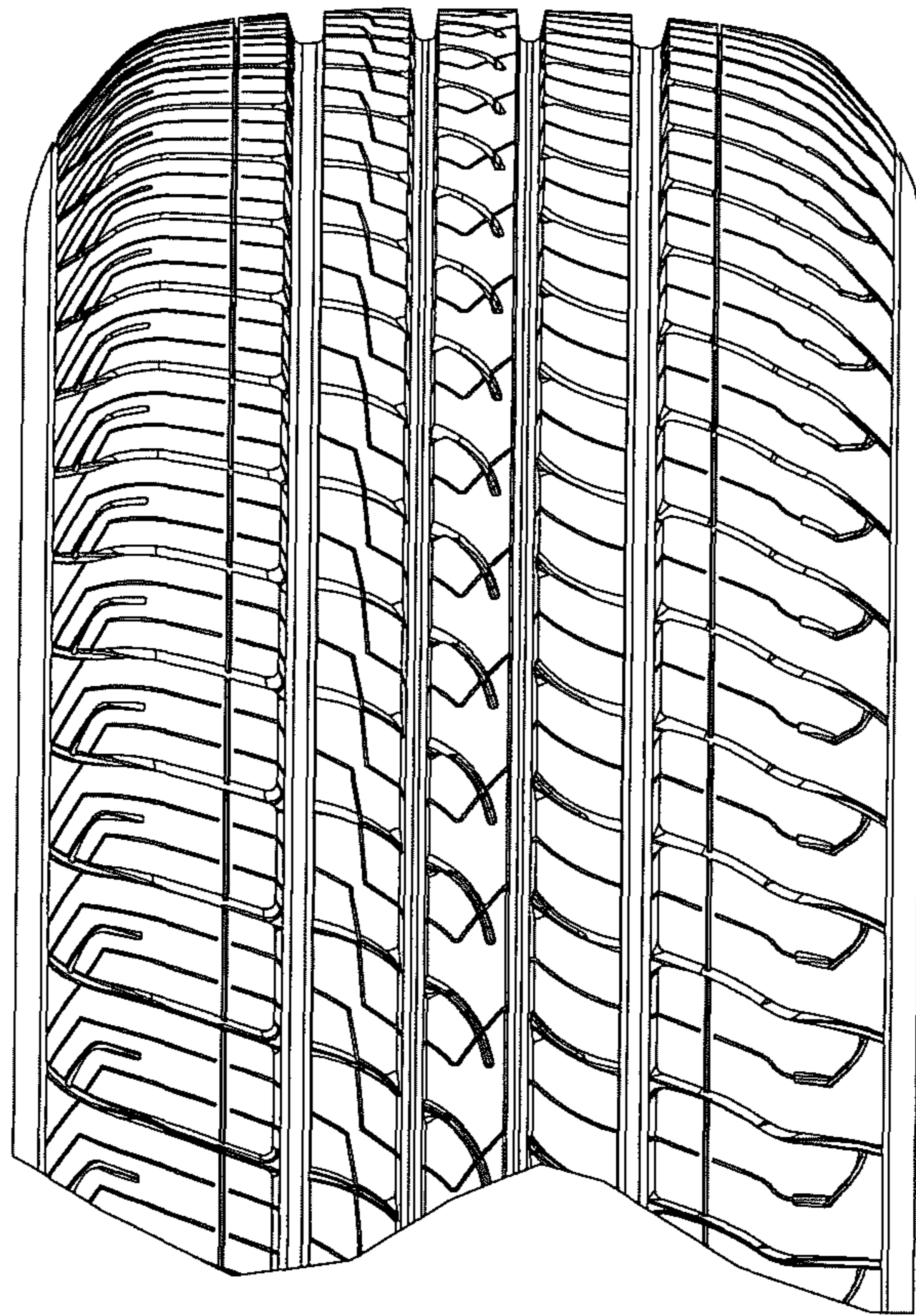


FIG. 5