



US00D735111S

(12) **United States Design Patent**  
**Okuyama et al.**

(10) **Patent No.:** **US D735,111 S**

(45) **Date of Patent:** **\*\* Jul. 28, 2015**

(54) **BOAT**

(71) Applicant: **Yanmar Co., Ltd.**, Osaka-shi, Osaka (JP)

(72) Inventors: **Kiyoyuki Okuyama**, Yamagata (JP);  
**Akira Terazawa**, Kunisaki (JP); **Shinya Shiina**, Kunisaki (JP)

(73) Assignee: **Yanmar Co., Ltd.**, Osaka (JP)

(\*\*) Term: **14 Years**

(21) Appl. No.: **29/479,684**

(22) Filed: **Jan. 17, 2014**

(30) **Foreign Application Priority Data**

Jul. 19, 2013 (JP) ..... 2013-16519

(51) **LOC (10) Cl.** ..... **12-06**

(52) **U.S. Cl.**  
USPC ..... **D12/317**

(58) **Field of Classification Search**  
USPC ..... D12/300-318; 114/173, 178, 201 R,  
114/203, 343, 364, 363  
CPC ..... B63B 19/00; B63B 19/14; B63B 19/16  
See application file for complete search history.

(56) **References Cited**

**U.S. PATENT DOCUMENTS**

3,861,083 A \* 1/1975 Goiot ..... 114/203  
4,569,301 A \* 2/1986 Pyburn ..... 114/61.23  
D292,511 S \* 10/1987 Brown et al. .... D12/317

4,811,680 A \* 3/1989 Genth ..... 114/201 R  
4,846,089 A \* 7/1989 Cedergreen ..... 114/201 R  
D310,508 S \* 9/1990 Brown et al. .... D12/317  
5,076,188 A \* 12/1991 Burroughs ..... 114/201 R  
5,231,948 A \* 8/1993 Malmanger et al. .... 114/201 R  
D343,823 S \* 2/1994 Potter ..... D12/318  
D490,041 S \* 5/2004 Hord ..... D12/317  
7,249,566 B1 \* 7/2007 Kyle ..... 114/201 R  
2006/0075950 A1 \* 4/2006 Dasilva et al. .... 114/201 R  
2008/0110387 A1 \* 5/2008 Hopper et al. .... 114/203

\* cited by examiner

*Primary Examiner* — Cynthia M Chin

(74) *Attorney, Agent, or Firm* — Sterne, Kessler, Goldstein & Fox P.L.L.C.

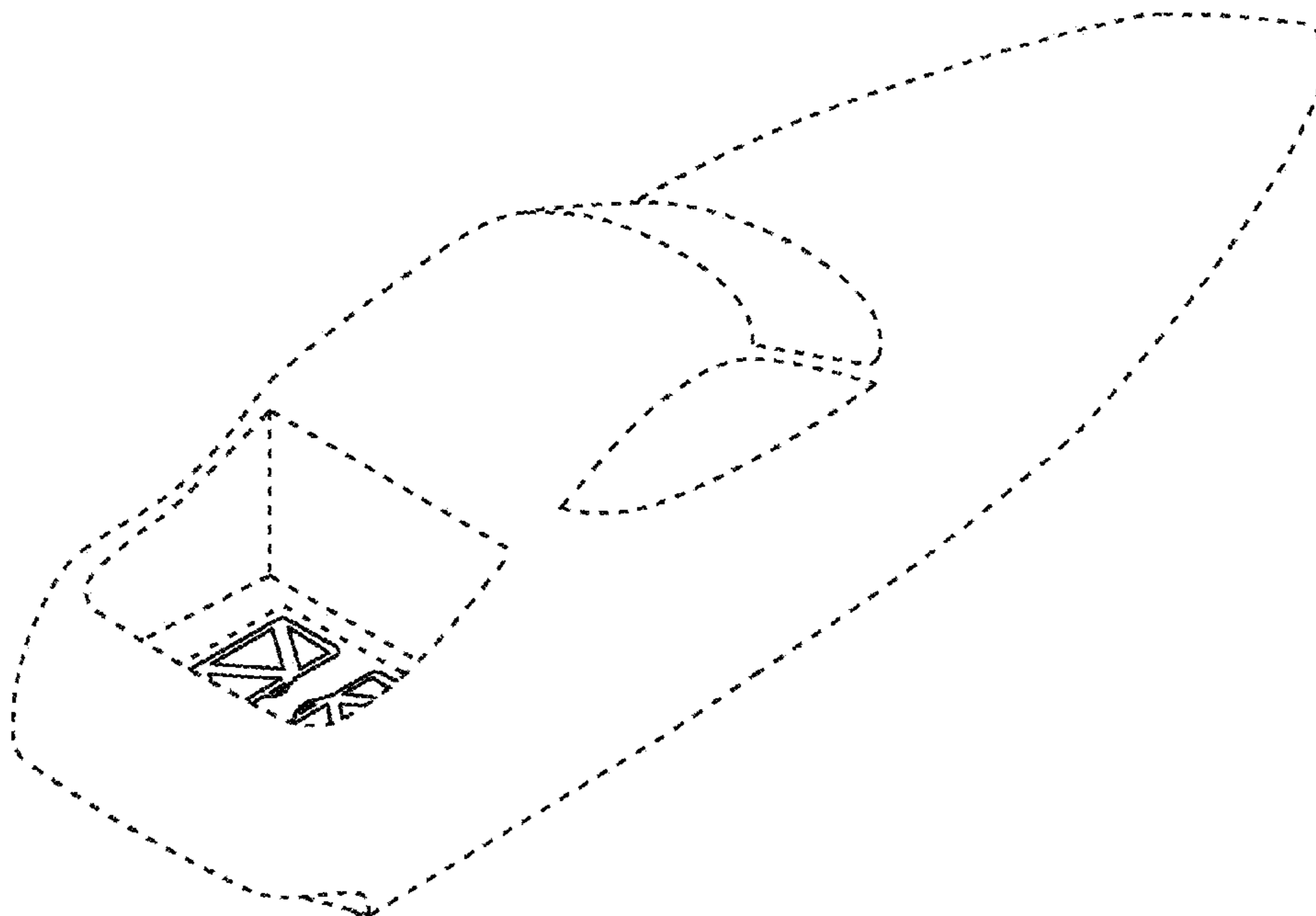
(57) **CLAIM**

The ornamental design for a boat, as shown and described.

**DESCRIPTION**

FIG. 1 is a top perspective view of a portion of a boat showing our new design;  
FIG. 2 is a side view thereof;  
FIG. 3 is a top plan view thereof;  
FIG. 4 is a bottom plan view thereof;  
FIG. 5 is a front view thereof;  
FIG. 6 is a rear view thereof;  
FIG. 7 is a top plan view thereof showing doors in open condition; and,  
FIG. 8 is a top plan view of another embodiment of a portion of a boat.  
The oblique shade lines in FIG. 8 show transparency and not surface decoration.  
The broken lines in the Figures show environment for illustrative purposes only and form no part of the claimed design.

**1 Claim, 8 Drawing Sheets**



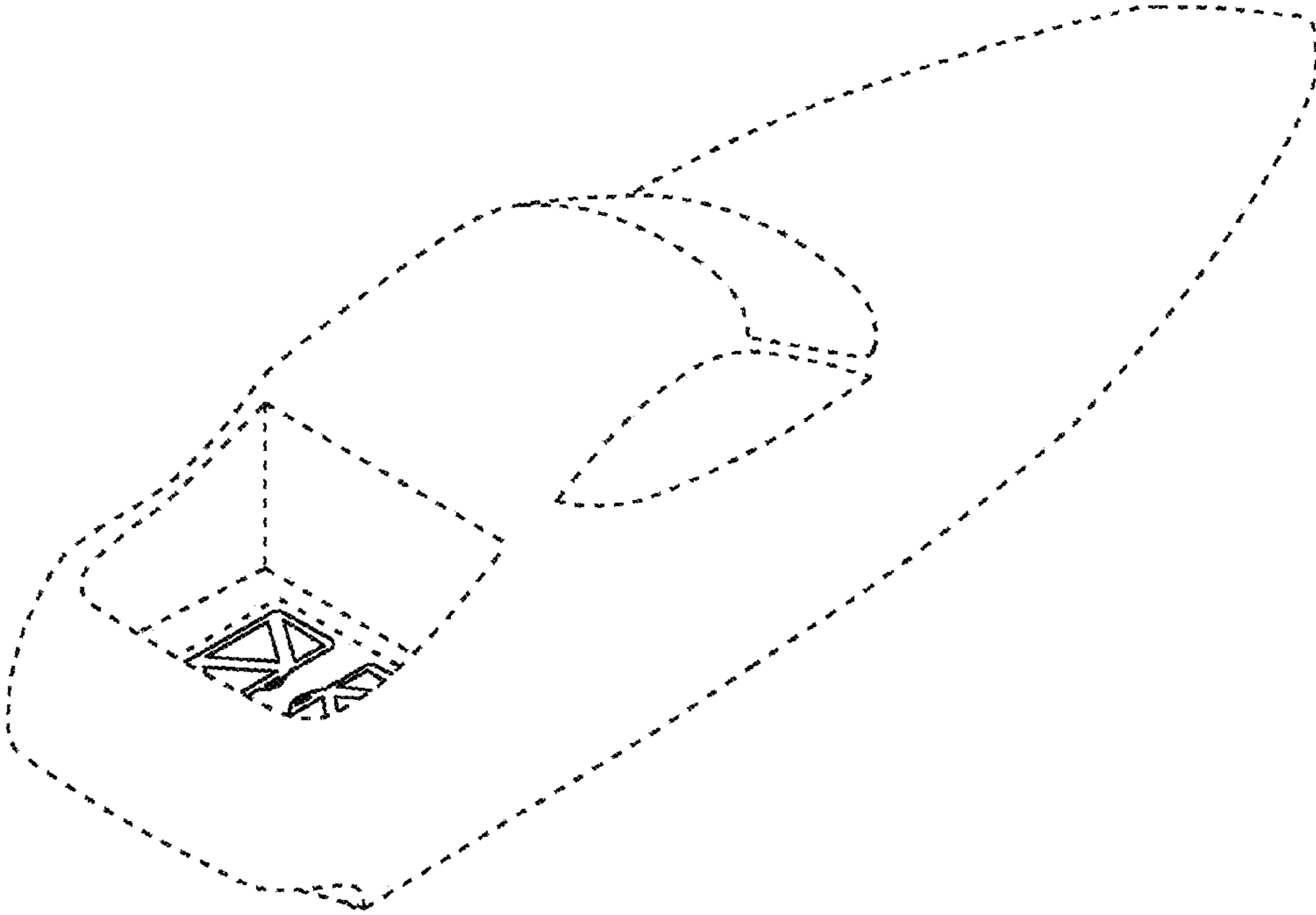


FIG. 1

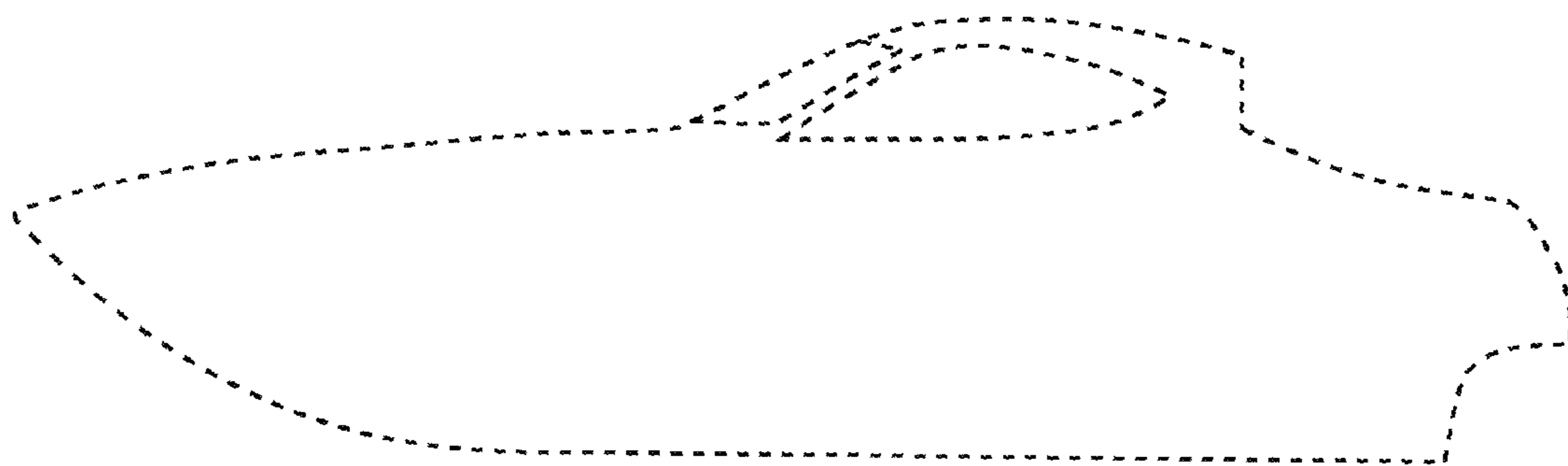


FIG. 2

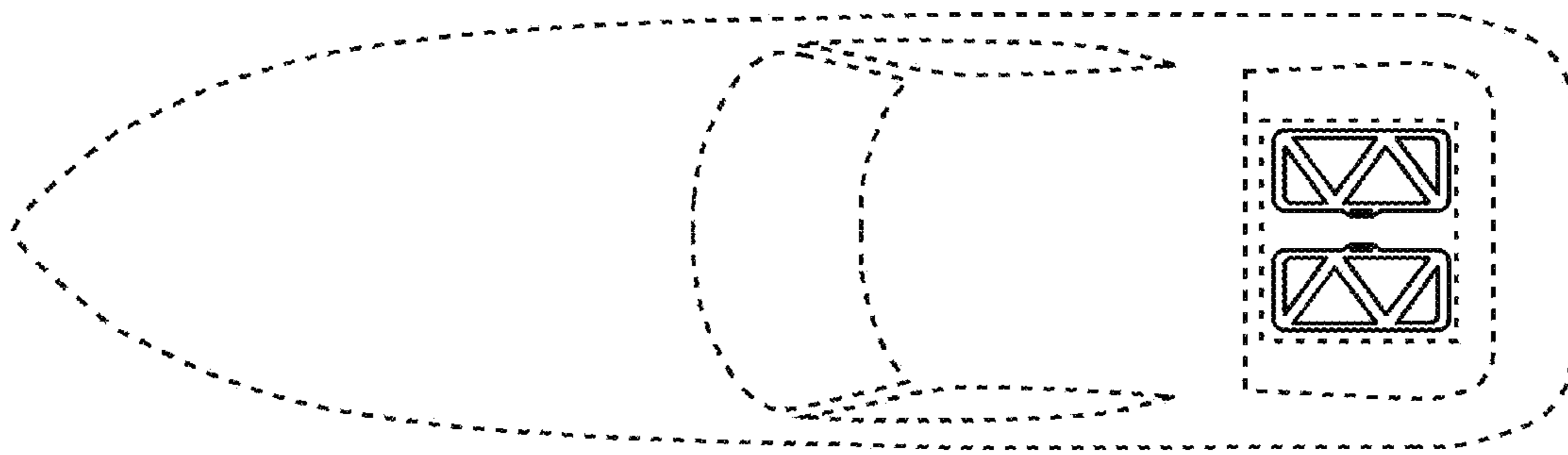

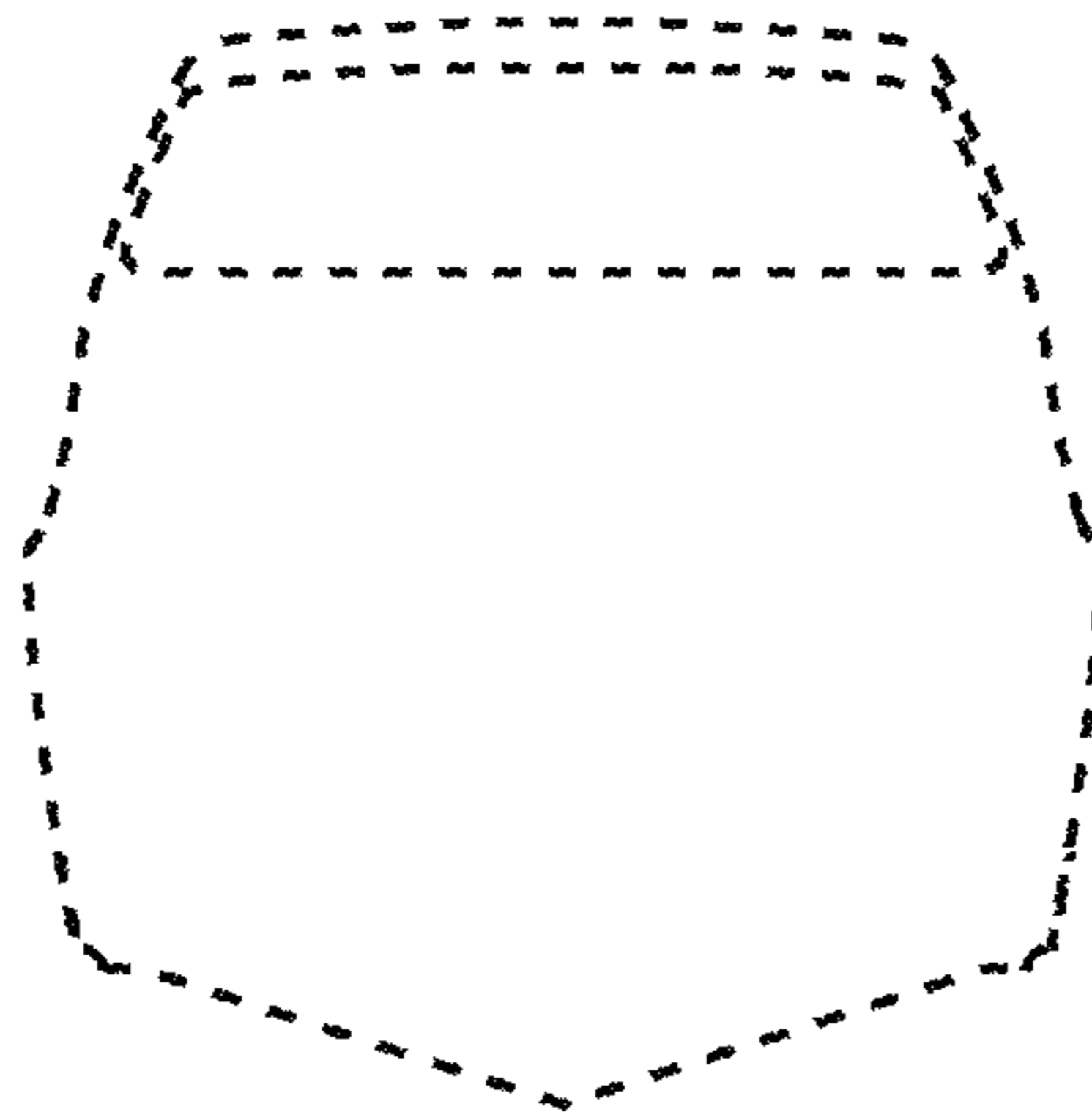


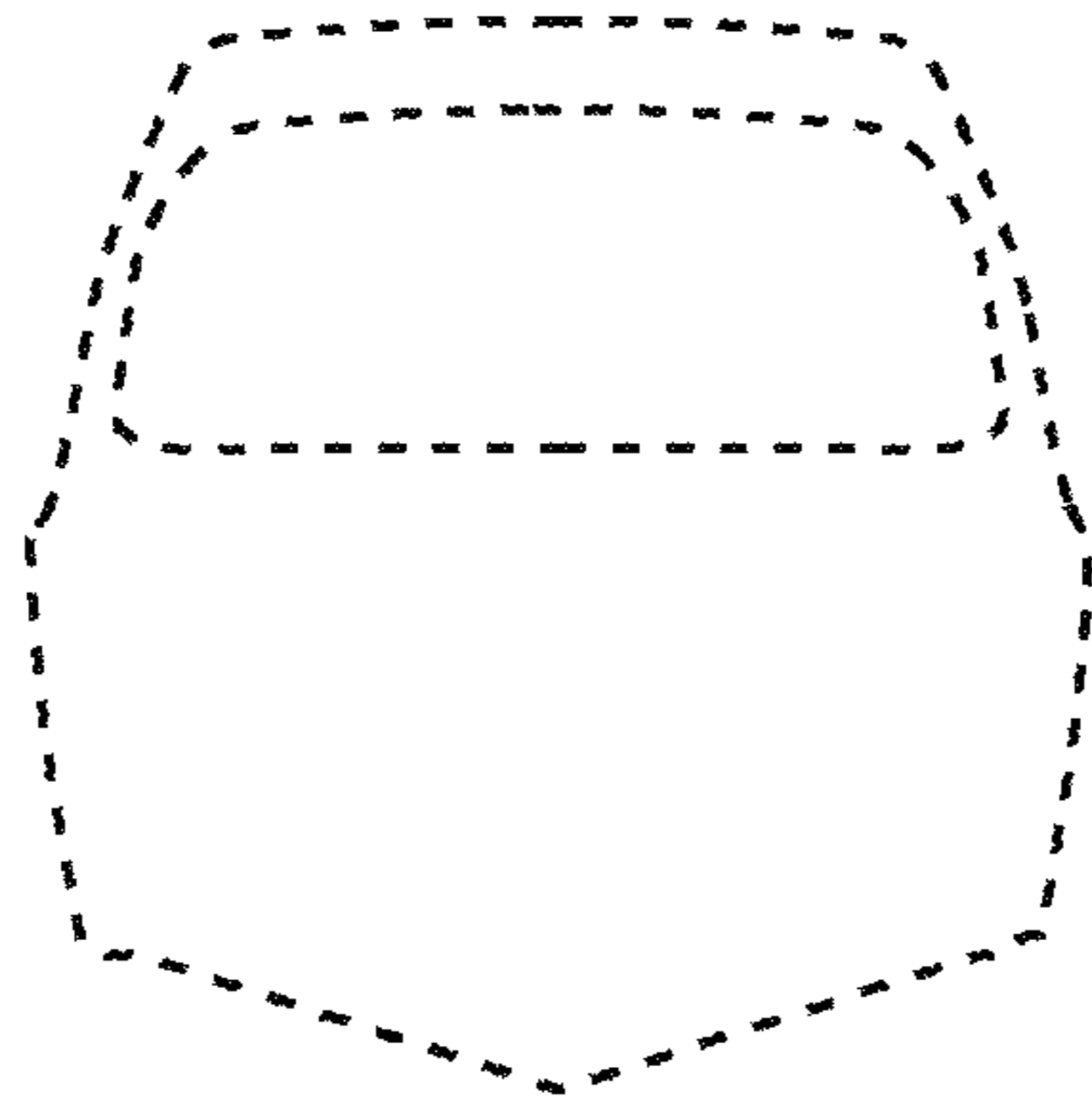
FIG. 3



**FIG. 4**



**FIG. 5**



**FIG. 6**

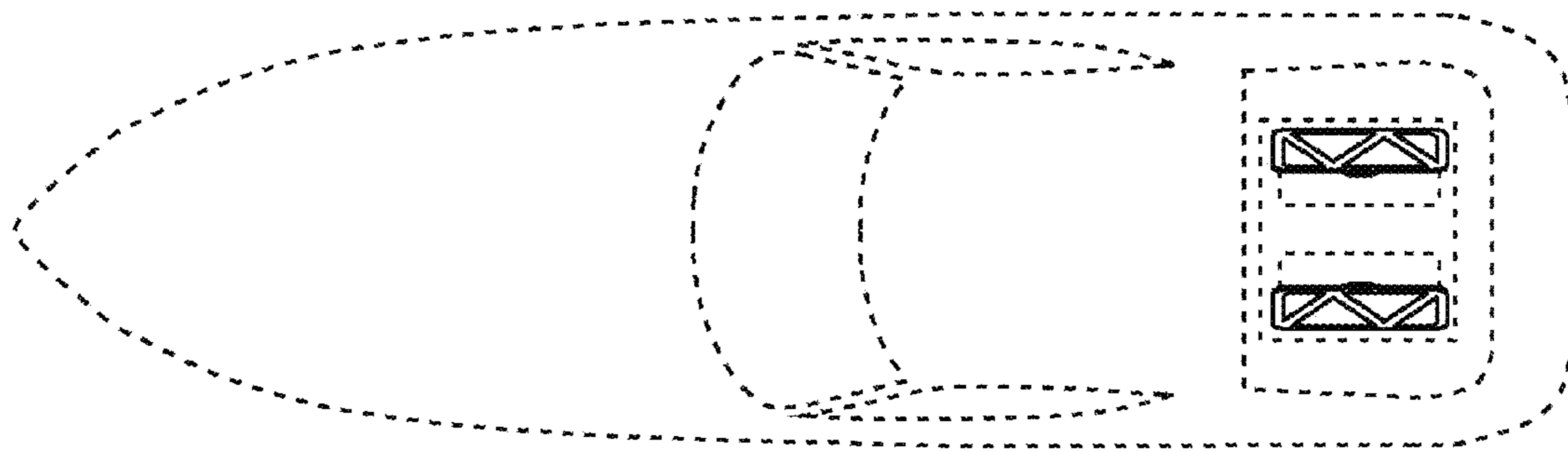


FIG. 7



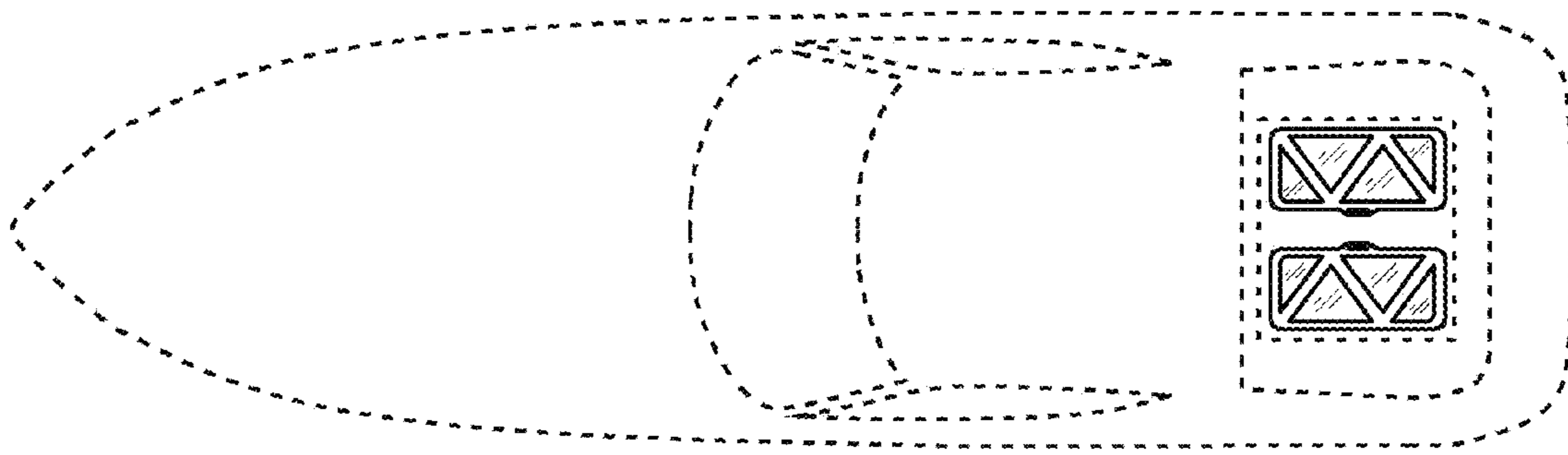


FIG. 8