



US00D735104S

(12) **United States Design Patent**  
**Hodges**

(10) **Patent No.:** **US D735,104 S**

(45) **Date of Patent:** **\*\* Jul. 28, 2015**

(54) **WHEEL**

(71) Applicant: **Frank J. Hodges**, Corona, CA (US)

(72) Inventor: **Frank J. Hodges**, Corona, CA (US)

(\*\*) Term: **14 Years**

(21) Appl. No.: **29/471,726**

(22) Filed: **Nov. 4, 2013**

(51) **LOC (10) Cl.** ..... **12-16**

(52) **U.S. Cl.**  
USPC ..... **D12/209**

(58) **Field of Classification Search**  
USPC ..... D12/204-213; 301/37.101, 64.101, 65,  
301/64.201  
See application file for complete search history.

D495,651 S *	9/2004	Chung	.....	D12/209
D497,863 S *	11/2004	Cahyono	.....	D12/209
D510,899 S *	10/2005	Noriega	.....	D12/209
D515,999 S *	2/2006	Noriega	.....	D12/209
D520,433 S *	5/2006	Hosoi	.....	D12/211
D533,826 S *	12/2006	Scheu	.....	D12/211
D569,320 S *	5/2008	Cortes	.....	D12/209
D656,444 S *	3/2012	Lee	.....	D12/209
D658,561 S *	5/2012	Foose	.....	D12/209
D680,483 S *	4/2013	Zhao	.....	D12/209
D682,179 S *	5/2013	Badstuebner	.....	D12/211

\* cited by examiner

*Primary Examiner* — Stacia Cadmus

(74) *Attorney, Agent, or Firm* — Eric B. Alspaugh

(57) **CLAIM**

The ornamental design for a wheel, as shown and described.

**DESCRIPTION**


FIG. 1 is a front view of a wheel showing my new design; and, FIG. 2 is a perspective view thereof.

(56) **References Cited**

U.S. PATENT DOCUMENTS

D455,108 S *	4/2002	Kaucher	.....	D12/209
D478,031 S *	8/2003	Brown et al.	.....	D12/211

**1 Claim, 2 Drawing Sheets**






Fig. 1

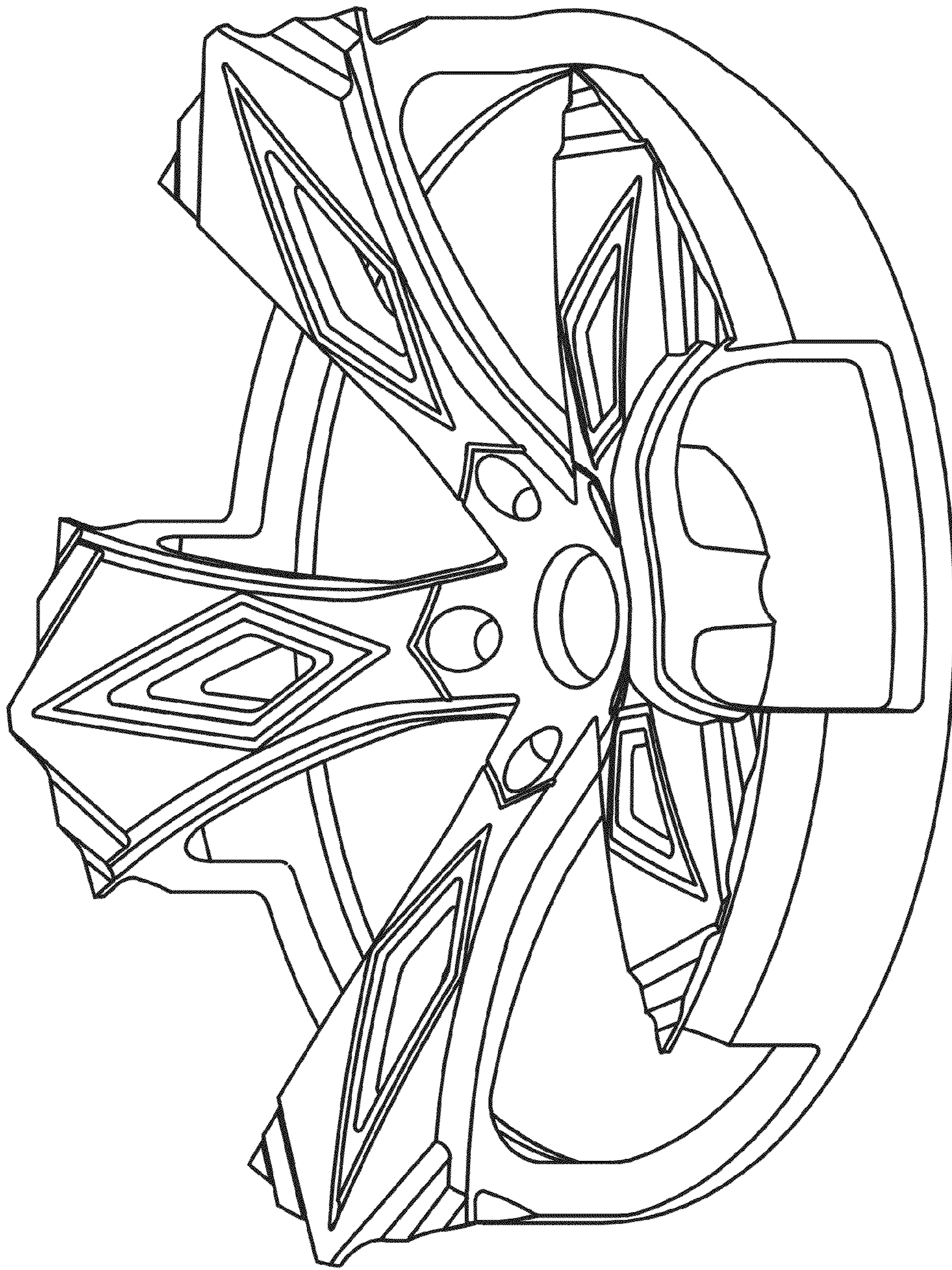


Fig. 2