



US00D735091S

(12) **United States Design Patent**
Slaughenhoupt et al.

(10) **Patent No.:** **US D735,091 S**
(45) **Date of Patent:** **** Jul. 28, 2015**

- (54) **BICYCLE RACK**
- (71) Applicant: **VICTOR STANLEY, INC.**, Dunkirk, MD (US)
- (72) Inventors: **Bryan Slaughenhoupt**, Deale, MD (US); **Gerald Skalka**, Potomac, MD (US)
- (73) Assignee: **VICTOR STANLEY, INC.**, Dunkirk, MD (US)

- D294,234 S * 2/1988 Lamond D10/106.1
- D303,877 S * 10/1989 Norton D6/349
- D314,677 S 2/1991 Hanna
- D318,247 S * 7/1991 Shandelman D10/106.1
- D345,874 S 4/1994 Muller
- 5,388,736 A 2/1995 Schmidt
- D359,395 S 6/1995 Miller
- D365,937 S 1/1996 Skalka
- D376,271 S 12/1996 Skalka
- D376,937 S 12/1996 Skalka
- D383,615 S 9/1997 Skalka
- D384,512 S 10/1997 Skalka

(Continued)

(**) Term: **14 Years**

OTHER PUBLICATIONS

(21) Appl. No.: **29/503,385**

U.S. Notice of Allowance dated Jan. 8, 2015, issued in corresponding U.S. Appl. No. 29/495,167 (31 pages).

(22) Filed: **Sep. 25, 2014**

(Continued)

Related U.S. Application Data

(62) Division of application No. 29/477,327, filed on Dec. 20, 2013, now Pat. No. Des. 722,921.

(51) **LOC (10) Cl.** **12-11**

(52) **U.S. Cl.**
USPC **D12/115**

(58) **Field of Classification Search**
USPC D12/408, 407, 402, 406, 409, 410, 411, D12/412, 413, 414.1, 420, 115; D8/356; 224/419, 422, 430, 424, 428, 429, 448; 211/22, 5, 21, 198, 20, 200; 248/164
See application file for complete search history.

(56) **References Cited**

U.S. PATENT DOCUMENTS

- D165,952 S 2/1952 Weatherly
- 4,113,312 A 9/1978 Skalka
- 4,306,660 A 12/1981 Livingston
- D263,189 S 3/1982 Beals
- D263,353 S 3/1982 Beals
- D291,976 S * 9/1987 Alward et al. D10/121

Primary Examiner — Robert M Spear

Assistant Examiner — Ryan Harvey

(74) *Attorney, Agent, or Firm* — Westerman, Hattori, Daniels & Adrian, LLP

(57) **CLAIM**

The ornamental design for a bicycle rack, as shown and described.

DESCRIPTION

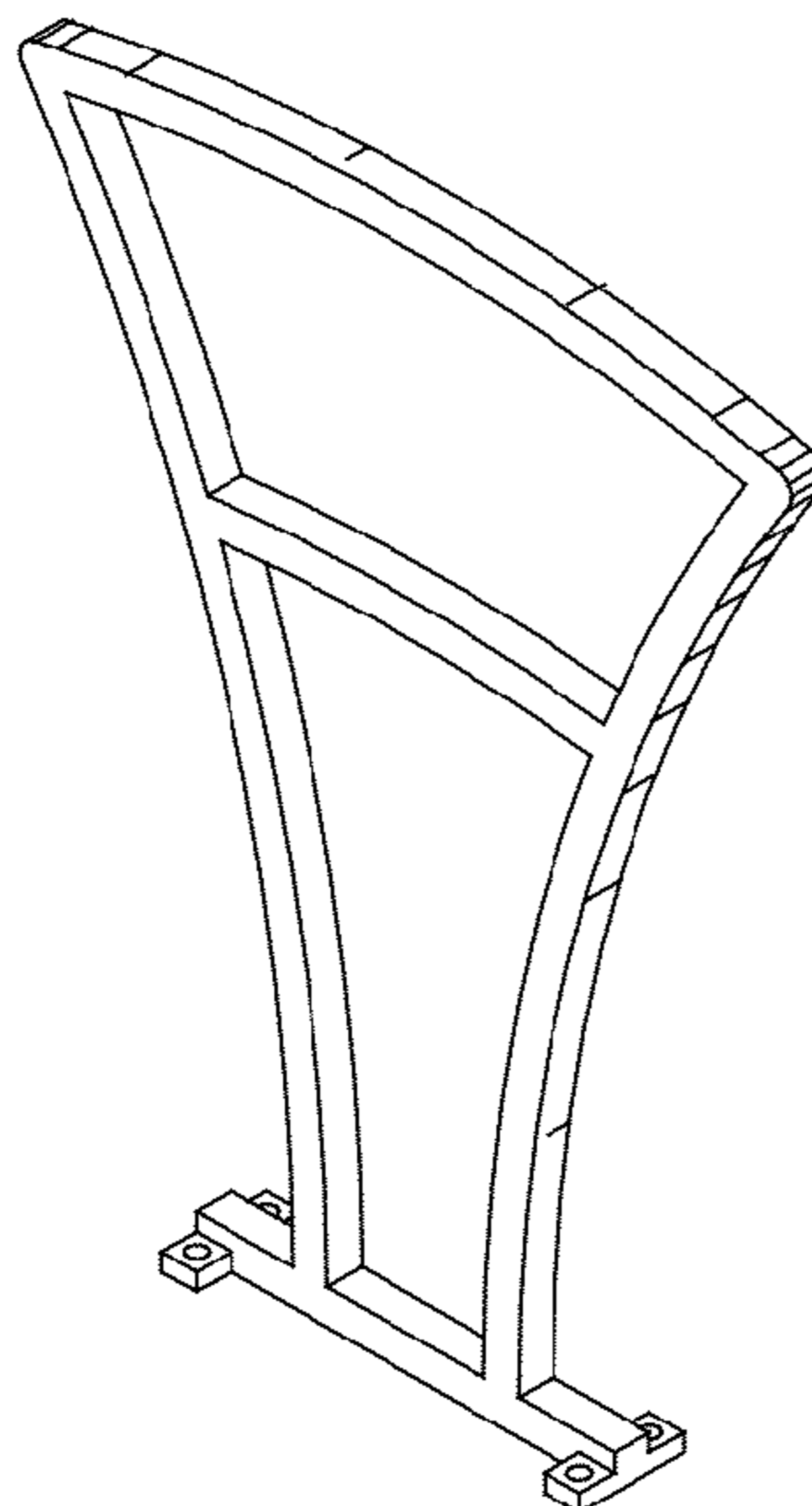
FIG. 1 is an isometric view of a bicycle rack showing our new design.

FIG. 2 is a front elevational view of the bicycle rack of FIG. 1, the rear elevational view being a mirror image thereof.

FIG. 3 is a right side elevational view of the bicycle rack of FIG. 1, the left side elevational view being a mirror image thereof.

FIG. 4 is a top plan view of the bicycle rack of FIG. 1; and, FIG. 5 is a bottom plan view of the bicycle rack of FIG. 1.

1 Claim, 1 Drawing Sheet



(56)

References Cited

U.S. PATENT DOCUMENTS

D386,012 S 11/1997 Skalka
 D406,700 S 3/1999 Slear
 D408,660 S 4/1999 Donnelly
 5,942,261 A 8/1999 Dreith
 D413,738 S 9/1999 Hornyak
 D419,004 S 1/2000 Collins
 D419,341 S 1/2000 Chipman
 D420,226 S 2/2000 Sabo
 D420,823 S 2/2000 Tyler
 D442,379 S 5/2001 Vertongen
 D446,399 S 8/2001 Slear
 D450,498 S 11/2001 Skalka
 D457,738 S 5/2002 Slear et al.
 D457,742 S 5/2002 Arnold
 D458,044 S 6/2002 Slear et al.
 D458,475 S 6/2002 Hecht et al.
 D467,101 S 12/2002 Hughes
 D468,550 S 1/2003 Pappas
 D473,063 S 4/2003 Pappas
 D473,219 S * 4/2003 Raymond D14/230
 D473,391 S 4/2003 Haney et al.
 D480,388 S * 10/2003 Spelman et al. D14/230
 D486,004 S 2/2004 Haney et al.
 D486,664 S 2/2004 Pappas
 D498,079 S 11/2004 Messier
 D503,054 S 3/2005 Olson
 D507,511 S 7/2005 Lassanske
 D509,675 S 9/2005 Reza-Hadden
 D512,229 S 12/2005 Reza-Hadden
 D513,893 S 1/2006 Reza-Hadden
 D518,419 S 4/2006 Smith
 D522,281 S 6/2006 Schiefer et al.
 D522,282 S 6/2006 Schiefer et al.
 D522,283 S 6/2006 Schiefer et al.
 D522,775 S 6/2006 Skalka
 D523,263 S 6/2006 Skalka
 D523,650 S 6/2006 Skalka
 D525,809 S 8/2006 Hughes
 D526,149 S 8/2006 Schiefer et al.
 D526,514 S 8/2006 Hughes
 D526,518 S 8/2006 Schiefer et al.
 D526,805 S 8/2006 Skalka
 D528,831 S 9/2006 Rizzi
 D530,535 S 10/2006 Skalka
 D530,548 S 10/2006 McCurry
 D532,620 S 11/2006 Skalka
 D532,630 S 11/2006 Rizzi
 D534,021 S 12/2006 Rizzi
 D562,034 S 2/2008 Pappas
 D563,689 S 3/2008 Skalka
 D571,581 S 6/2008 Weimer et al.
 D572,048 S 7/2008 Weimer et al.
 D572,947 S 7/2008 Weimer et al.
 D578,808 S 10/2008 Pappas
 D579,227 S 10/2008 Skalka
 D579,684 S 11/2008 Skalka

D579,685 S 11/2008 Skalka
 D585,209 S 1/2009 Skalka
 D585,210 S 1/2009 Rizzi
 D585,211 S 1/2009 Rizzi
 D585,220 S 1/2009 Skalka
 D589,629 S * 3/2009 French D25/41.1
 D590,621 S 4/2009 Pappas
 D600,460 S * 9/2009 Schwartz et al. D6/355
 D601,823 S 10/2009 Skalka
 D602,271 S * 10/2009 Schwartz et al. D6/355
 D607,229 S 1/2010 Skalka
 D613,646 S 4/2010 Schwartz et al.
 D615,765 S 5/2010 Chan
 D625,524 S * 10/2010 Schwartz et al. D6/300
 D629,233 S 12/2010 Slear et al.
 D629,234 S 12/2010 Marousek
 D632,104 S 2/2011 Marousek
 D644,446 S * 9/2011 Schwartz et al. D6/349
 D647,732 S 11/2011 McCurry
 D648,157 S 11/2011 McCurry
 D648,658 S 11/2011 Soto et al.
 D658,551 S 5/2012 Skalka
 D665,709 S * 8/2012 Longfellow et al. D12/115
 D669,695 S 10/2012 McCurry
 D670,209 S * 11/2012 Graham et al. D12/115
 D679,629 S 4/2013 Davenport
 D680,346 S 4/2013 Pedersen et al.
 D689,293 S 9/2013 Watton
 D689,320 S 9/2013 Watton
 D692,710 S 11/2013 Hallberg et al.
 D696,885 S 1/2014 Skalka
 D697,350 S * 1/2014 Skalka D6/716.1
 D697,351 S * 1/2014 Skalka D6/716.1
 D697,352 S 1/2014 Skalka
 D704,974 S 5/2014 Lee
 D710,122 S 8/2014 Skalka et al.
 D710,139 S 8/2014 Skalka
 D710,624 S 8/2014 Skalka
 D710,625 S 8/2014 Skalka
 D710,626 S 8/2014 Skalka
 D710,783 S * 8/2014 Behar et al. D12/407
 D711,174 S 8/2014 Skalka et al.
 D711,175 S 8/2014 Skalka
 D711,176 S 8/2014 Skalka
 D722,921 S * 2/2015 Skalka et al. D12/115
 D726,473 S * 4/2015 Skalka D6/717
 D726,474 S * 4/2015 Skalka D6/717
 D727,669 S * 4/2015 Skalka D6/717

OTHER PUBLICATIONS

U.S. Notice of Allowance dated Jan. 6, 2015, issued in corresponding U.S. Appl. No. 29/495,185 (30 pages).
 "Homestead Series Model-8," Victor Stanley, Inc. (2002).
 "PRSNA-10 Production Series," Victor Stanley, Inc. (Mar. 2005).
 "PRSNA-10 Production Series", Victor Stanley, Inc., Mar. 7, 2005.
 "Homestead Series Model-8", Victor Stanley, Inc., Apr. 17, 2002.

* cited by examiner

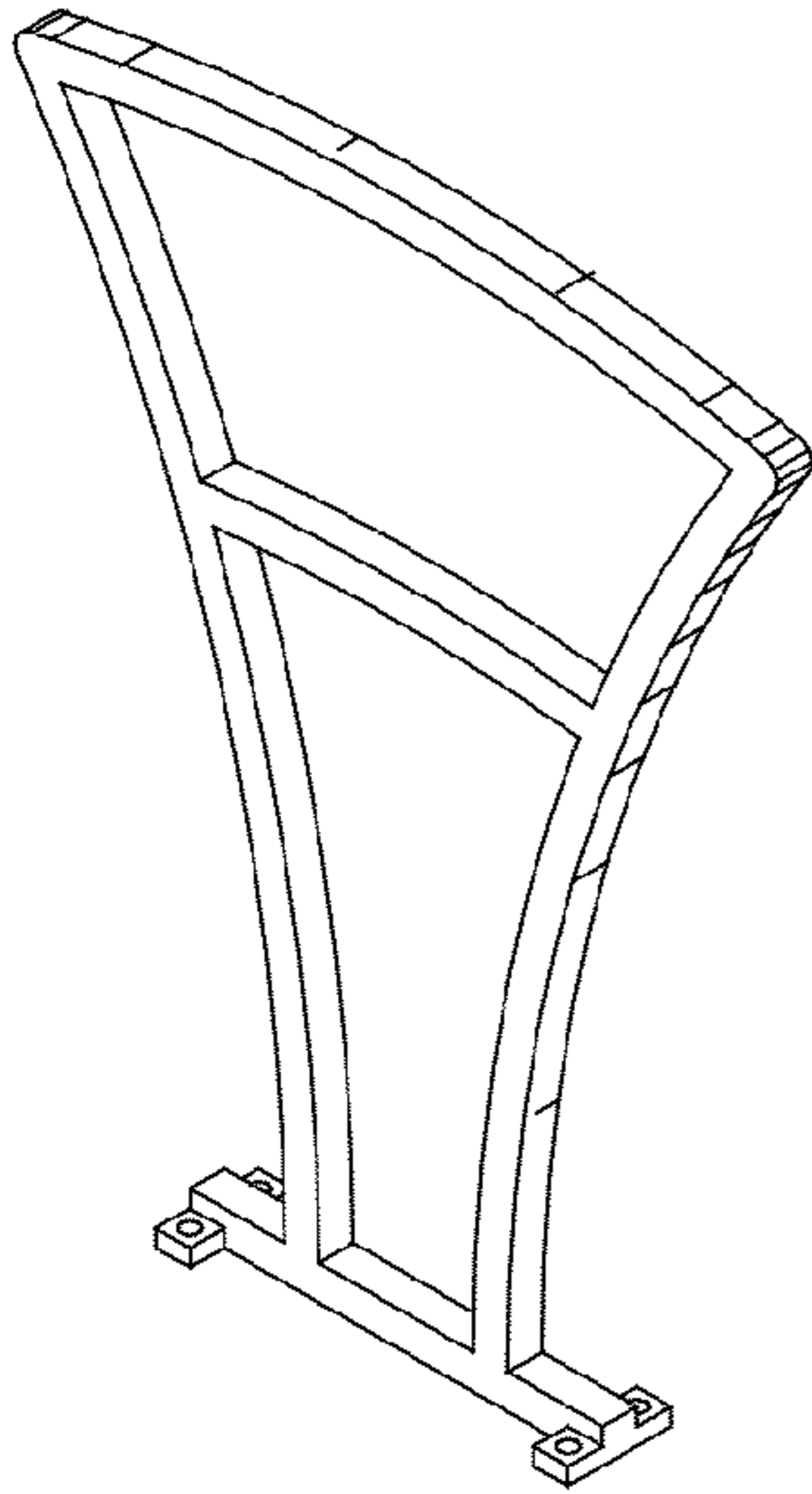


FIG. 1

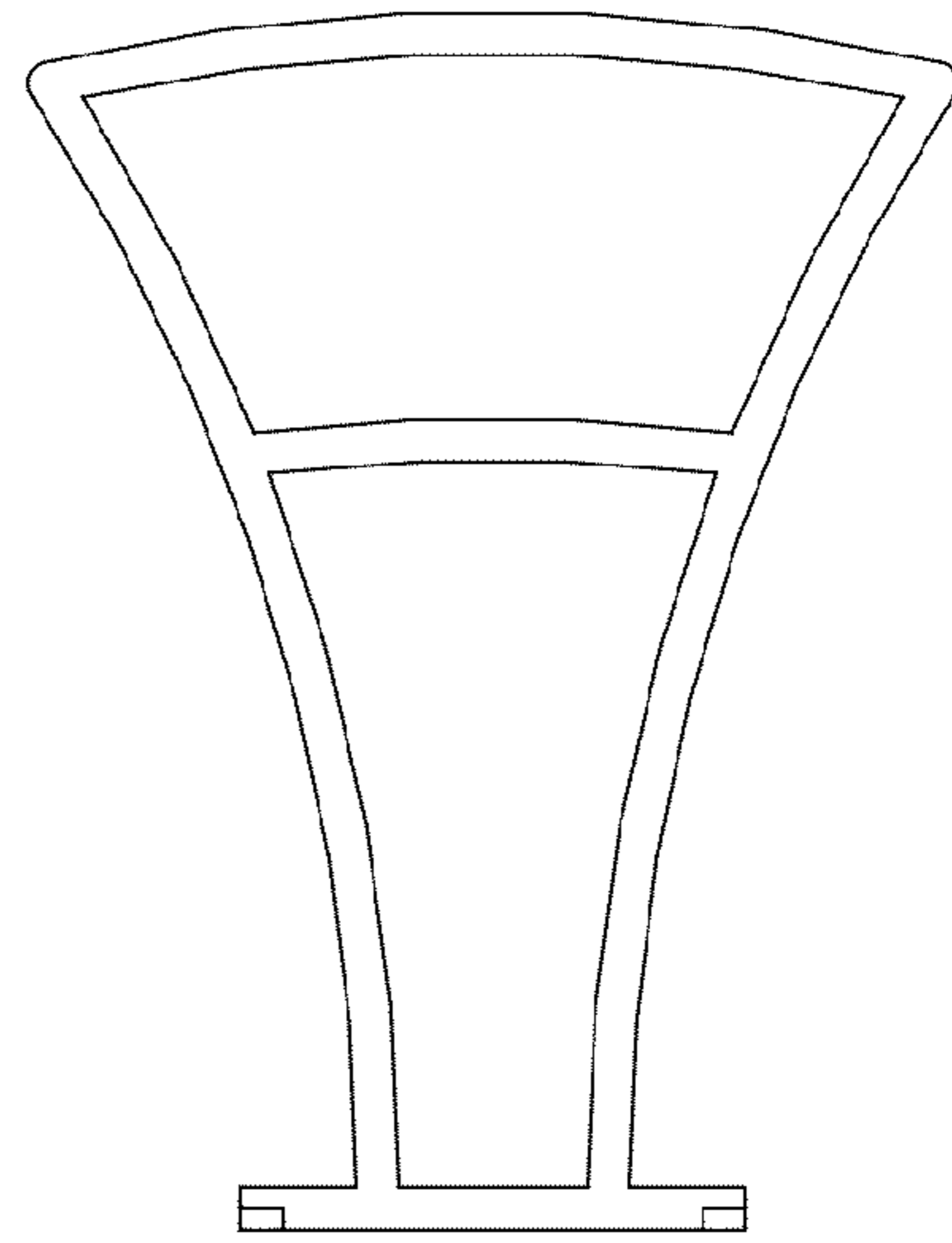


FIG. 2




FIG. 3

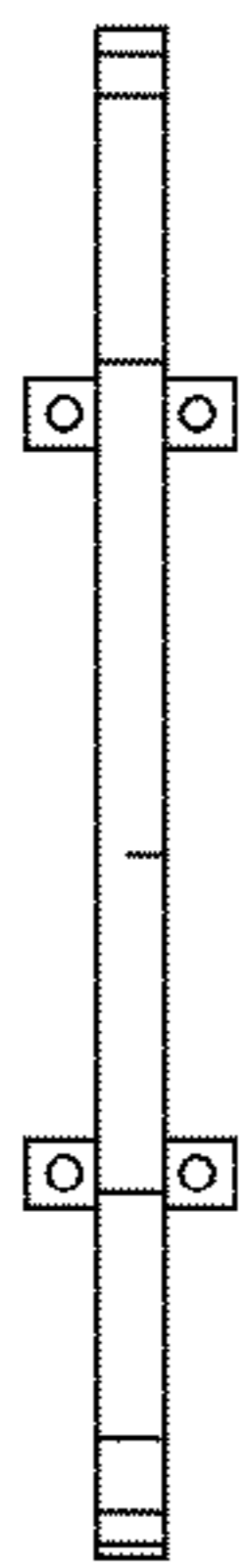


FIG. 4

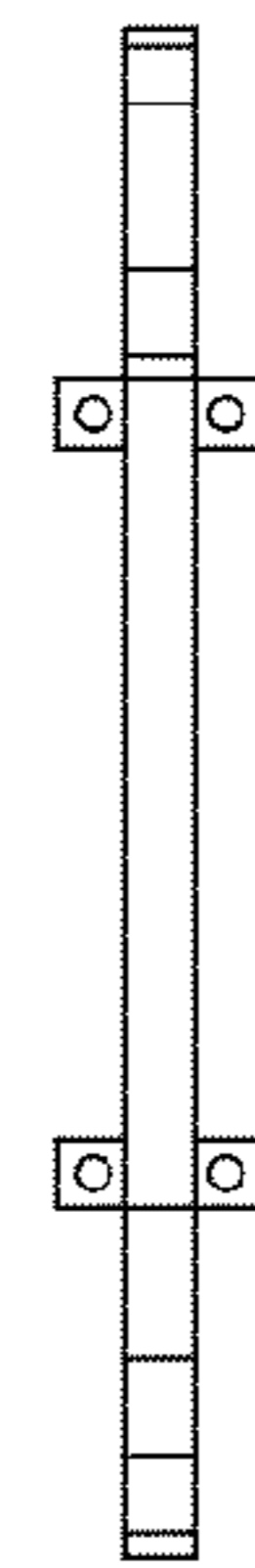


FIG. 5