



US00D735085S

(12) **United States Design Patent**  
**Buckan**

(10) **Patent No.:** **US D735,085 S**  
(45) **Date of Patent:** **\*\* Jul. 28, 2015**

(54) **MOTORCYCLE, TOY, AND/OR REPLICA THEREOF**

(71) Applicant: **Bayerische Motoren Werke Aktiengesellschaft, Munich (DE)**

(72) Inventor: **Alexander Buckan, Groebenzell (DE)**

(73) Assignee: **Bayerische Motoren Werke Aktiengesellschaft, Munich (DE)**

(\*\*) Term: **14 Years**

(21) Appl. No.: **29/479,532**

(22) Filed: **Jan. 17, 2014**

(30) **Foreign Application Priority Data**

Jul. 18, 2013 (DE) ..... 40 2013 100 672

(51) **LOC (10) Cl.** ..... **12-11**

(52) **U.S. Cl.**  
USPC ..... **D12/110**

(58) **Field of Classification Search**  
USPC ..... D12/110, 107, 182, 194, 126, 114, 117, D12/218; D21/538, 432; D26/28; 296/193.09, 78.1, 198, 105; 180/225, 180/229; 280/281.1  
CPC ..... B62K 11/04; B62K 2202/00; B62K 2204/00; B62K 11/00; B62K 19/30; B62K 25/283; B62K 11/10; B62K 19/16; F02B 61/02; B60Y 2200/12; B60L 2200/12; B62M 7/12; B62M 7/02; F02M 35/162; Y02T 10/7005  
See application file for complete search history.

(56) **References Cited**

**U.S. PATENT DOCUMENTS**

D519,884 S \* 5/2006 Heinrich et al. .... D12/110  
D559,738 S \* 1/2008 Takigawa et al. .... D12/110  
D564,416 S \* 3/2008 Isokari ..... D12/110  
D582,317 S \* 12/2008 Takigawa et al. .... D12/110

D591,205 S 4/2009 Heinrich et al.  
D598,815 S \* 8/2009 Nagao ..... D12/110  
D599,253 S \* 9/2009 Isokari et al. .... D12/110  
D605,089 S \* 12/2009 Tanaka et al. .... D12/110  
D610,046 S \* 2/2010 Miyake ..... D12/110  
D638,756 S \* 5/2011 Kouchi et al. .... D12/110  
D649,914 S \* 12/2011 Marasco et al. .... D12/110  
D649,915 S \* 12/2011 Aiello et al. .... D12/110  
D651,138 S \* 12/2011 Lai et al. .... D12/110  
D669,397 S \* 10/2012 Isokari ..... D12/110  
D670,204 S \* 11/2012 Yasuhara et al. .... D12/110  
D677,601 S \* 3/2013 Yanagita et al. .... D12/110  
D688,982 S \* 9/2013 Oyanagi et al. .... D12/110  
D688,983 S \* 9/2013 Shibuta et al. .... D12/110

(Continued)

**FOREIGN PATENT DOCUMENTS**

EM 000921143-0001 5/2008

**OTHER PUBLICATIONS**

2014 BMW S1000R by Peter Jones dated Dec. 9, 2013. found online [Mar. 13, 2015] <http://www.cycleworld.com/2013/12/09/2014-bmw-s1000r-first-ride-review-specs-photos/>.\*

*Primary Examiner* — Robert M Spear  
*Assistant Examiner* — Ryan Harvey  
(74) *Attorney, Agent, or Firm* — Crowell & Moring LLP

(57) **CLAIM**

The ornamental design for a motorcycle, toy, and/or replica thereof, as shown and described.

**DESCRIPTION**

FIG. 1 is a left, front perspective view of a motorcycle, toy, and/or replica thereof, according to the design;  
FIG. 2 is a left side view thereof;  
FIG. 3 is a right side view thereof;  
FIG. 4 is a front view thereof;  
FIG. 5 is a rear view thereof;  
FIG. 6 is a top view thereof; and,  
FIG. 7 is a bottom view thereof.

**1 Claim, 7 Drawing Sheets**



(56)

**References Cited**

U.S. PATENT DOCUMENTS

D689,404 S \* 9/2013 Katagiri et al. .... D12/110  
D689,405 S \* 9/2013 Tsukui et al. .... D12/110  
D689,406 S \* 9/2013 Yasuhara et al. .... D12/110  
D690,236 S \* 9/2013 Futamata et al. .... D12/110

D690,623 S \* 10/2013 Tsukui et al. .... D12/110  
D694,673 S \* 12/2013 Katagiri et al. .... D12/110  
D695,648 S \* 12/2013 Yamazaki et al. .... D12/110  
D715,696 S \* 10/2014 Sasanami .... D12/110  
D718,669 S \* 12/2014 Kiska .... D12/110

\* cited by examiner



Fig. 1




Fig. 2




Fig. 3




Fig. 4




Fig. 5



Fig. 6






Fig. 7