



US00D735076S

(12) **United States Design Patent**
Fondas et al.

(10) **Patent No.:** **US D735,076 S**
(45) **Date of Patent:** **** Jul. 28, 2015**

- (54) **DECORATIVE ACCESSORY ARTICLE**
- (71) Applicant: **LOVAN ENTERPRISES, LLC**,
Canton, OH (US)
- (72) Inventors: **Michael N. Fondas**, Louisville, OH
(US); **Drew D. VanNostran**, Canton, OH
(US)
- (73) Assignee: **Lovan Enterprises, LLC**, Canton, OH
(US)
- (**) Term: **14 Years**
- (21) Appl. No.: **29/504,698**
- (22) Filed: **Oct. 8, 2014**

Related U.S. Application Data

- (62) Division of application No. 29/415,665, filed on Mar. 13, 2012, now Pat. No. Des. 717,207.
- (51) **LOC (10) Cl.** **02-07**
- (52) **U.S. Cl.**
USPC **D11/222**
- (58) **Field of Classification Search**
USPC D11/220, 222-241, 200; D8/21, 25, 83,
D8/107, 305, 310, 312, 397; D23/250,
D23/262; D24/138; D12/178; D9/453, 446,
D9/667; D15/138; 24/113 R, 109, 628;
285/386; 411/544; D34/35; 401/16;
417/198; 494/38; 75/553; 40/1.5;
81/63.1

See application file for complete search history.

(56) **References Cited**

U.S. PATENT DOCUMENTS

D33,861 S	1/1901	Glauber
D44,178 S	6/1913	McMurtrie
D79,334 S	9/1929	Juede
D101,826 S	11/1936	Sinko
3,212,843 A	10/1965	Boyland

3,561,287 A	2/1971	Lawrence
D246,691 S	12/1977	Takahashi
D271,937 S	12/1983	Combs
D278,029 S	3/1985	Suponitsky
4,604,819 A	8/1986	Grey
D292,771 S	11/1987	Kim
4,791,837 A	12/1988	Main
4,793,155 A	12/1988	Law
4,858,281 A	8/1989	Watanabe et al.
4,969,241 A	11/1990	Griffin
D324,630 S	3/1992	Moeller
5,112,178 A	5/1992	Overhues et al.
D329,178 S	9/1992	Ackerman
D337,967 S	8/1993	Wright

(Continued)

FOREIGN PATENT DOCUMENTS

DE	19547887	6/1997
GB	2345837	7/2000

OTHER PUBLICATIONS

www.instantbuttonforjeans.com/products.html, "Instant Button for Jeans", KTR Enterprise, LLC, document is undated but the document was printed from the pertinent website on Jun. 7, 2011.

Primary Examiner — T. Chase Nelson

Assistant Examiner — Mark Cavanna

(74) *Attorney, Agent, or Firm* — Sand & Sebolt

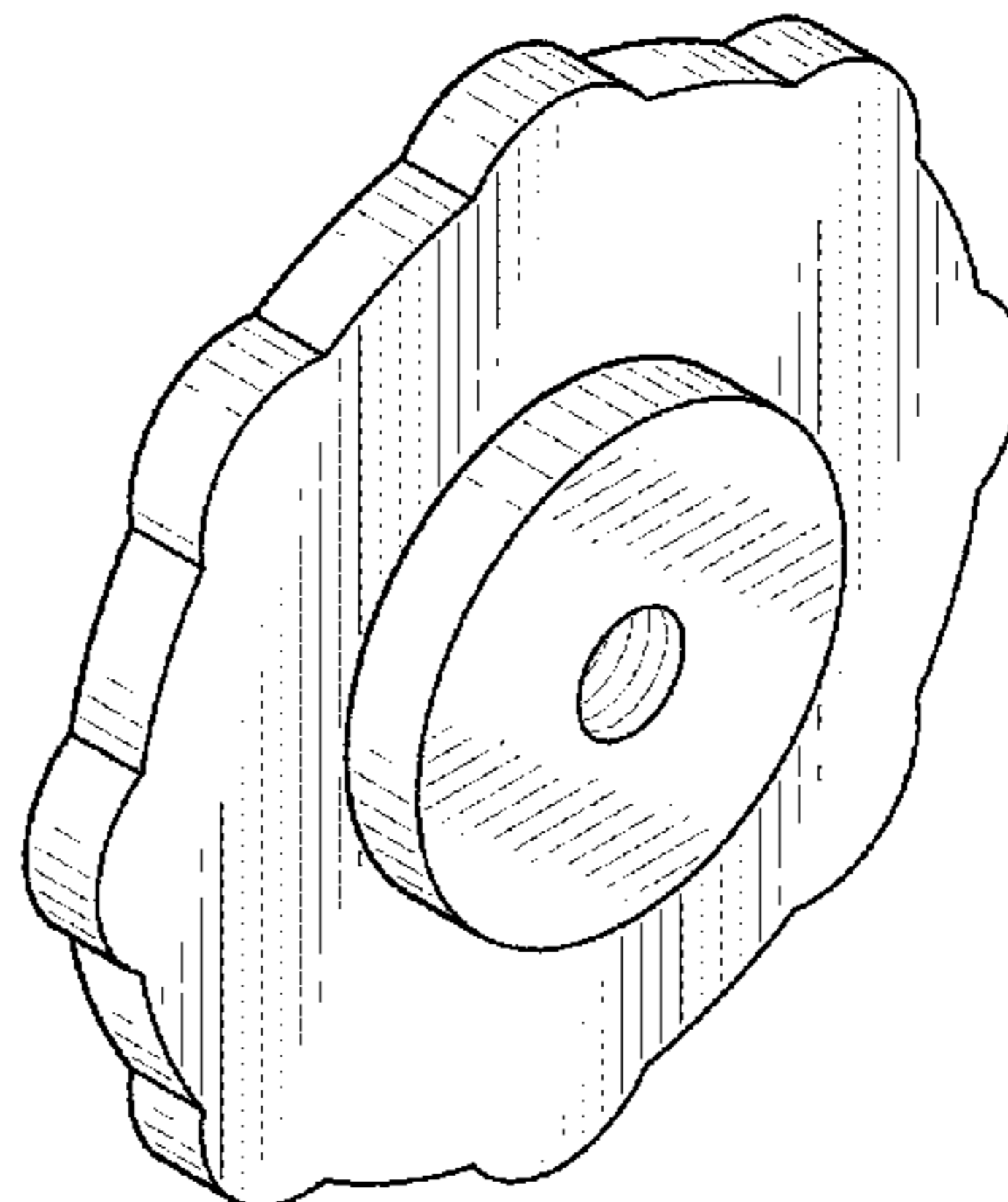
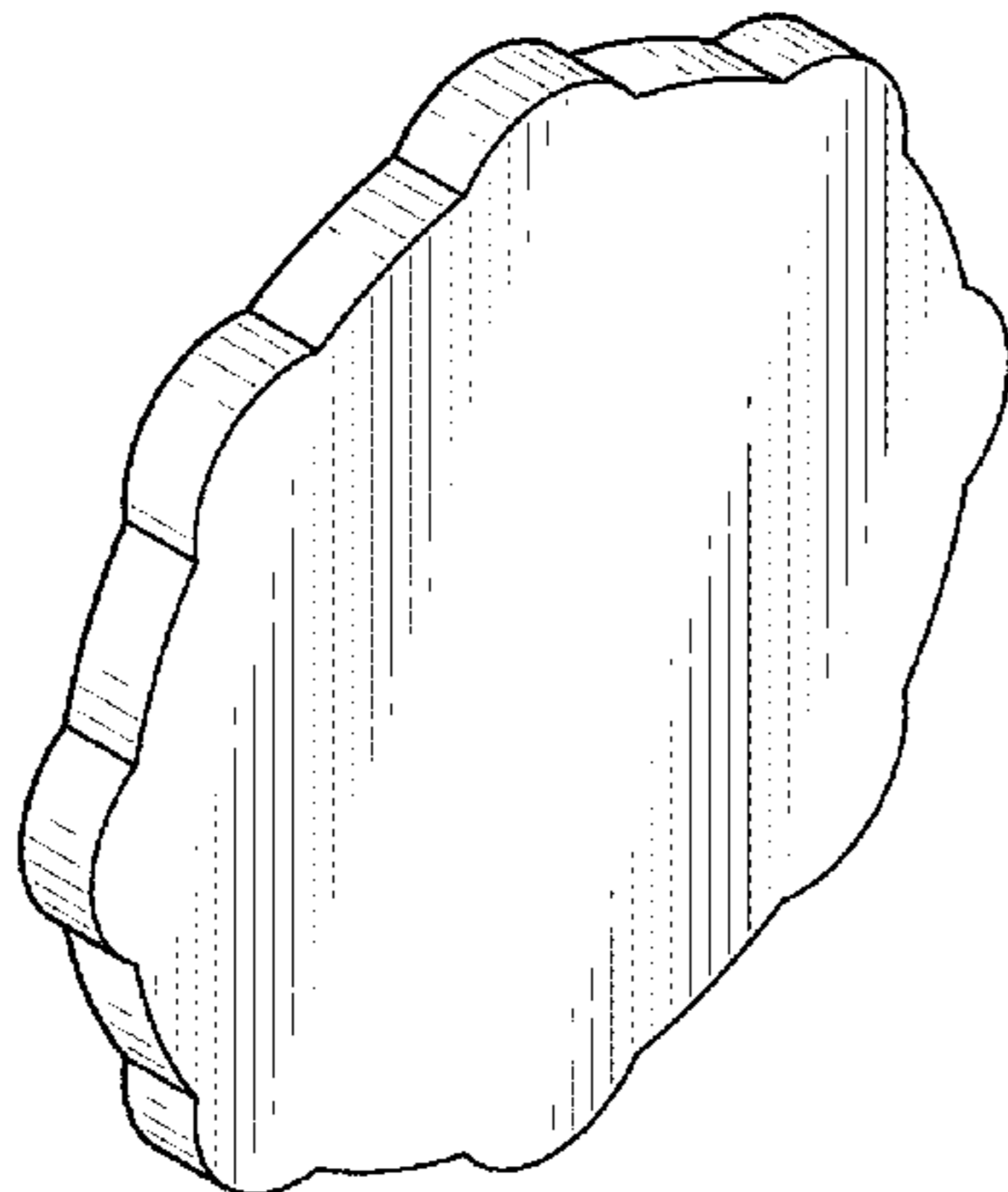
(57) **CLAIM**

The ornamental design for a decorative accessory article, as shown and described.

DESCRIPTION

FIG. 1 is a front side perspective view showing the new design;
FIG. 2 is a rear side perspective view thereof;
FIG. 3 is a front side elevational view thereof;
FIG. 4 is a rear side elevational view thereof; and,
FIG. 5 is a side elevational view thereof, the opposite side view being a mirror image thereof.

1 Claim, 2 Drawing Sheets



(56)

References Cited

U.S. PATENT DOCUMENTS

D347,920 S	6/1994	Sell	D524,613 S	7/2006	Chen
5,475,895 A	12/1995	Gain	D530,200 S	10/2006	Kingsley
5,526,551 A	6/1996	Herman	D556,007 S	11/2007	Hung
5,542,157 A	8/1996	Herman	D568,715 S	5/2008	Gustafson et al.
D387,734 S	12/1997	Hawkins, Jr. et al.	D572,998 S	7/2008	Crain et al.
D389,394 S	1/1998	Taylor	D593,462 S	6/2009	Mentis
D390,197 S	2/1998	Thomas	D593,463 S	6/2009	Mentis
5,820,353 A	10/1998	Beylich et al.	D593,464 S	6/2009	Mentis
D415,664 S	10/1999	Rapoport et al.	D600,094 S	9/2009	Hwang et al.
D416,060 S	11/1999	Angeles	D607,375 S	1/2010	Koenig et al.
6,012,203 A	1/2000	Baron Pearson	7,698,836 B2	4/2010	Schmelzer et al.
D422,481 S	4/2000	Bertani	D625,346 S	10/2010	Drenth et al.
D472,947 S	4/2003	Wu	7,856,697 B2	12/2010	Quimod
D475,322 S	6/2003	Ouellette et al.	D632,944 S	2/2011	Kang
6,588,067 B2	7/2003	Efron et al.	D633,808 S	3/2011	Titherington
6,594,871 B2	7/2003	Hoffman	D645,349 S	9/2011	Tilton
D484,594 S	12/2003	Hayamizu	8,069,538 B2	12/2011	Wilcox
D520,856 S	5/2006	Osiecki et al.	D669,558 S	10/2012	Collin et al.
			D677,161 S	3/2013	Titherington
			D691,047 S	10/2013	Titherington
			2011/0056049 A1	3/2011	Rice
			2012/0117784 A1	5/2012	Collin et al.

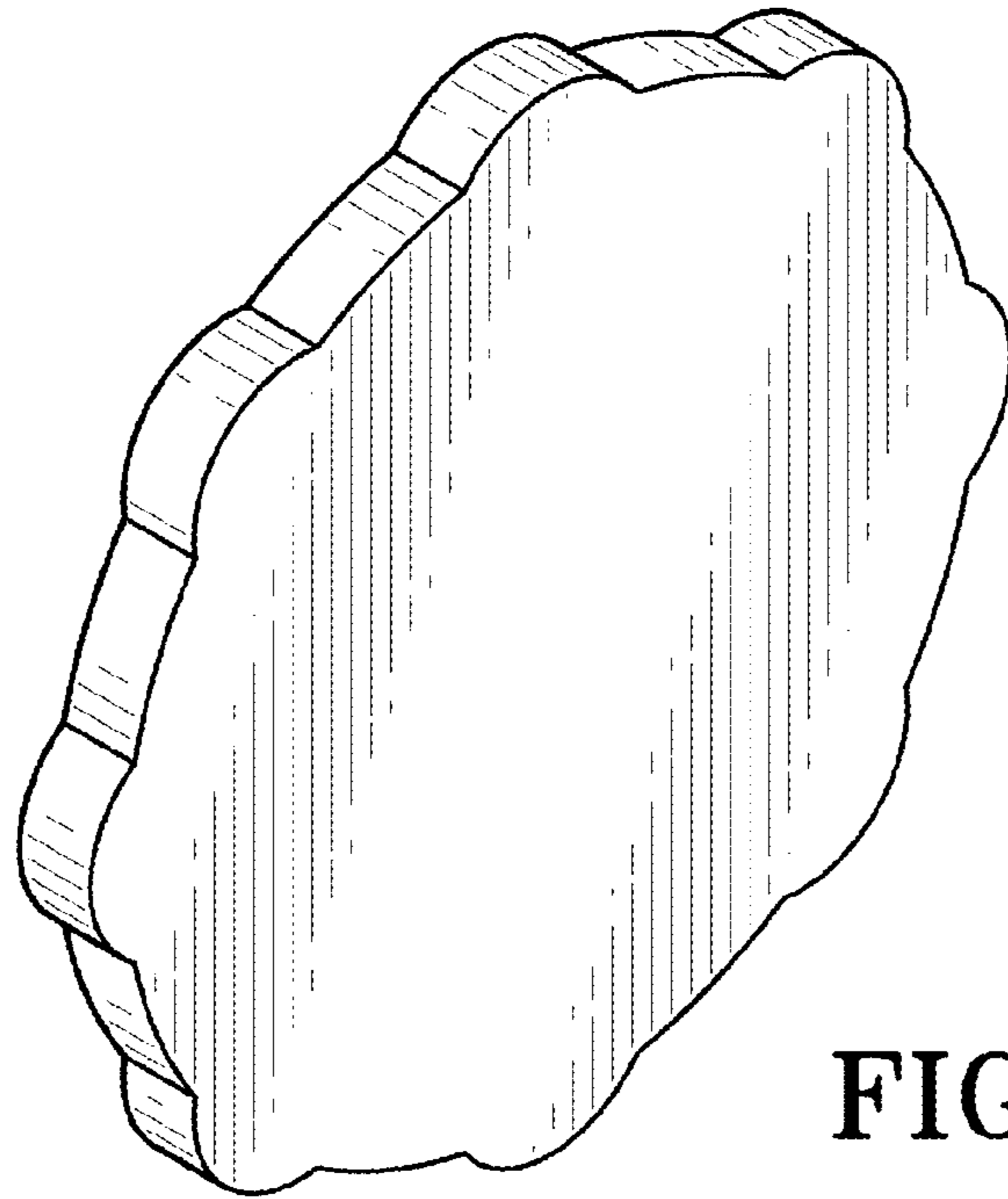


FIG-1

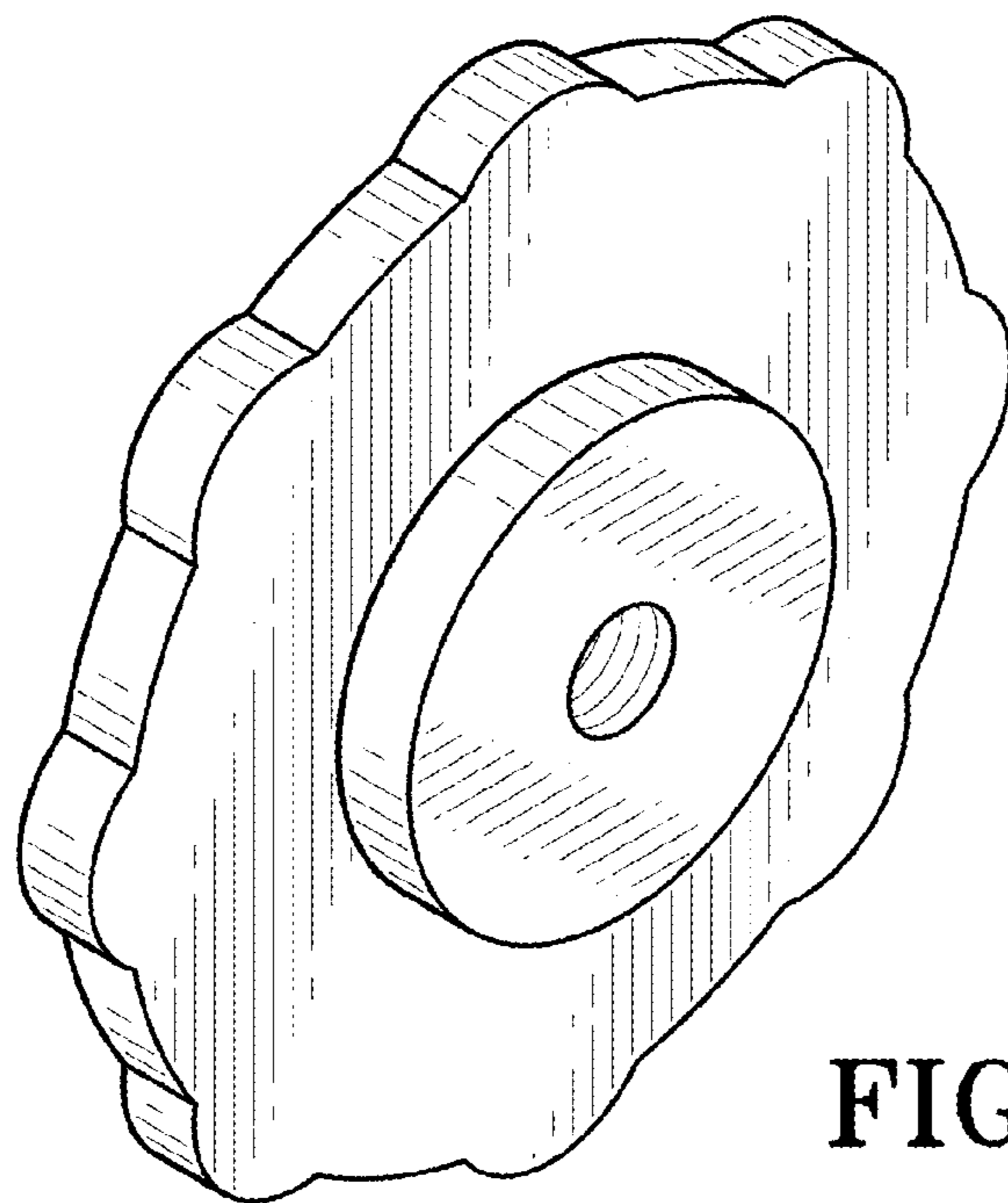


FIG-2

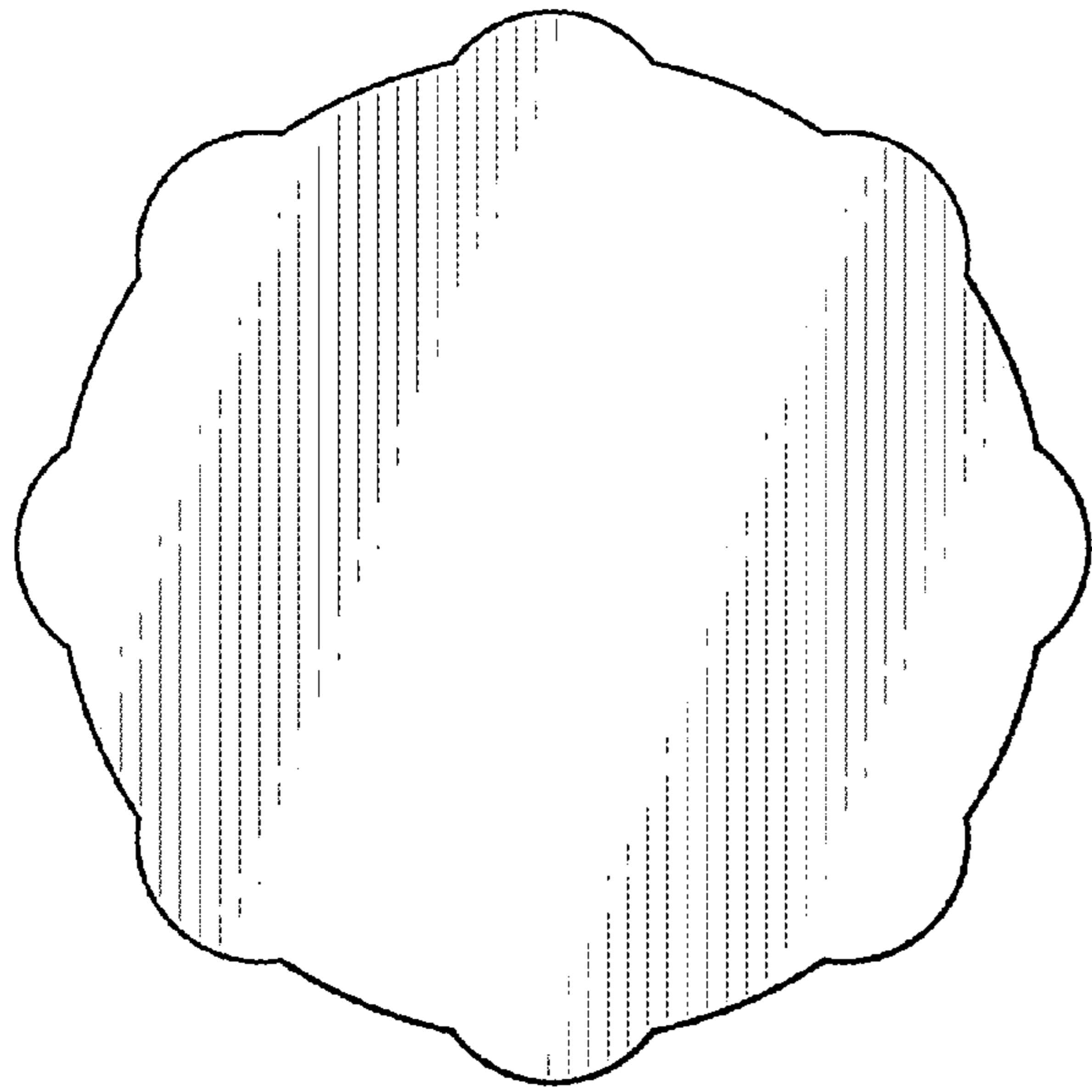


FIG-3

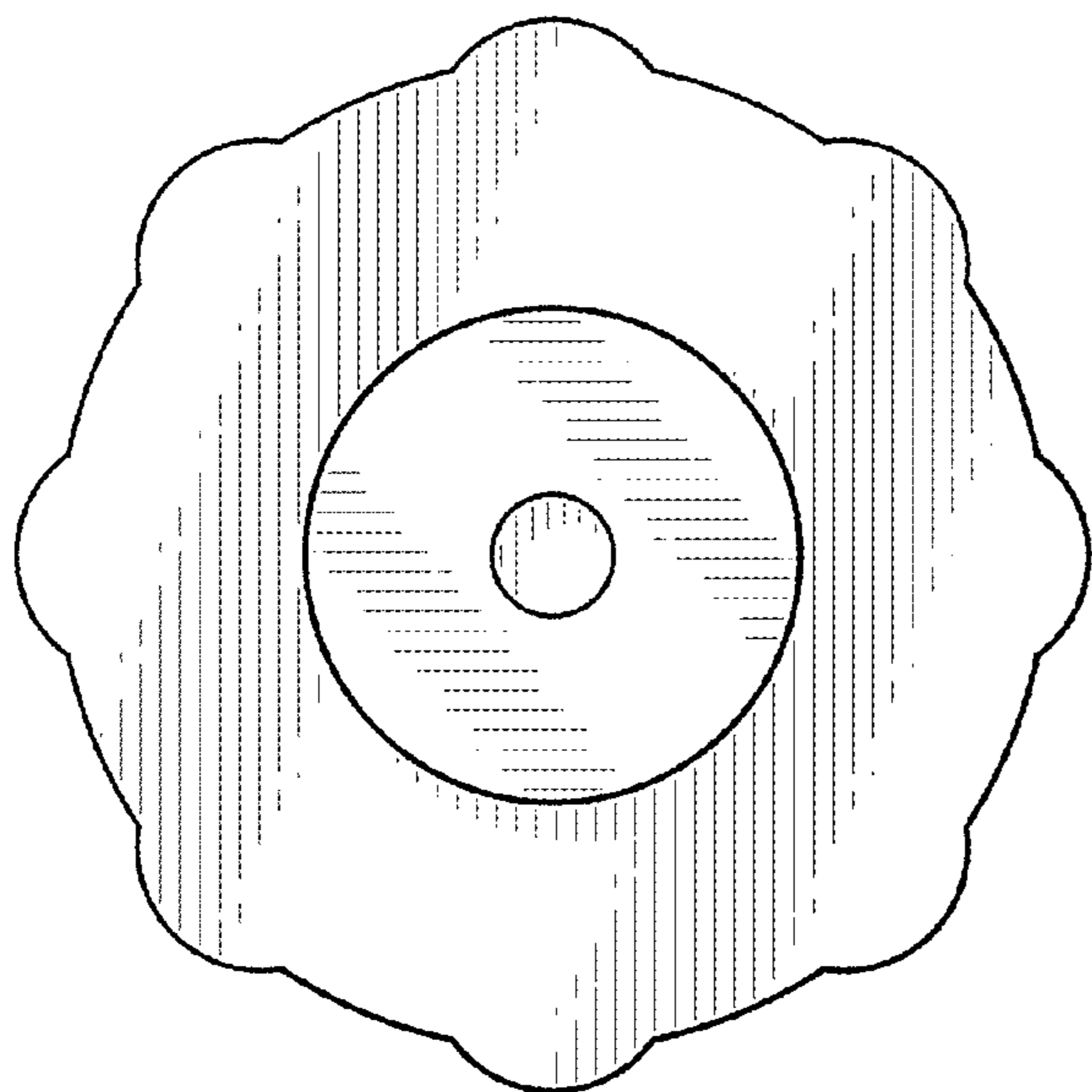


FIG-4

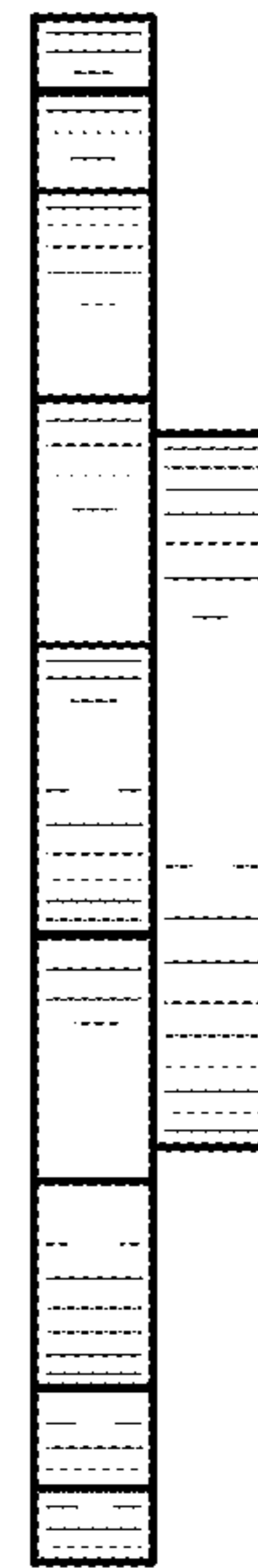


FIG-5