



US00D735072S

(12) **United States Design Patent**
Skinner et al.

(10) **Patent No.:** **US D735,072 S**

(45) **Date of Patent:** **** Jul. 28, 2015**

(54) **UNIVERSAL DOOR BANNER**
(71) Applicant: **Team ProMark, LLC**, Longmont, CO (US)

(72) Inventors: **William Skinner**, Longmont, CO (US);
Robert Taylor, Boulder, CO (US);
Debra Hastings, Johnstown, CO (US);
Darin R. Telfer, Mead, CO (US);
Margo Taylor, Centennial, CO (US);
Jamie Lockwood, Longmont, CO (US);
Robert Byrd, Erie, CO (US); **John Durnell**, Crestwood, KY (US)

(73) Assignee: **Mydor, LLC**, Longmont, CO (US)

(**) Term: **14 Years**

(21) Appl. No.: **29/467,818**

(22) Filed: **Sep. 24, 2013**

(51) **LOC (10) Cl.** **11-05**

(52) **U.S. Cl.**
USPC **D11/165**

(58) **Field of Classification Search**
USPC D5/9, 21, 30, 41, 99; D11/165–173,
D11/175–183; D20/11, 19, 29, 36, 41, 42;
D21/573; D22/103; 40/218, 604;
42/71.01; 116/26, 173
CPC ... G09F 17/00; G09F 7/18; G09F 2017/0075;
F41B 7/08

See application file for complete search history.

(56) **References Cited**

U.S. PATENT DOCUMENTS

3,263,356 A * 8/1966 Gilmore et al. 40/604
3,581,420 A * 6/1971 Mollet et al. 40/604
3,609,894 A * 10/1971 Miller 40/655

5,893,226 A * 4/1999 Sophocleous et al. 40/591
6,339,889 B1 * 1/2002 Griesemer et al. 40/603
6,395,369 B1 * 5/2002 Randone 428/99

(Continued)

Primary Examiner — Karen S Acker

Assistant Examiner — Clare Ann Gannon

(74) *Attorney, Agent, or Firm* — Martensen IP

(57) **CLAIM**

The ornamental design for a universal door banner, as shown and described.

DESCRIPTION

The present application relates to commonly assigned U.S. patent application Ser. No. 29/468,518 filed Sep. 20, 2013, entitled Door Banner.

FIG. 1 is a top front left perspective view of the universal door banner.

FIG. 2 is a top, right and rear perspective view of the universal door banner.

FIG. 3 is a top view of the universal door banner.

FIG. 4 is a view of one side of the universal door banner.

FIG. 5 is a front view of the universal door banner.

FIG. 6 is view of the opposite side of the universal door banner.

FIG. 7 is a bottom view of a universal door banner.

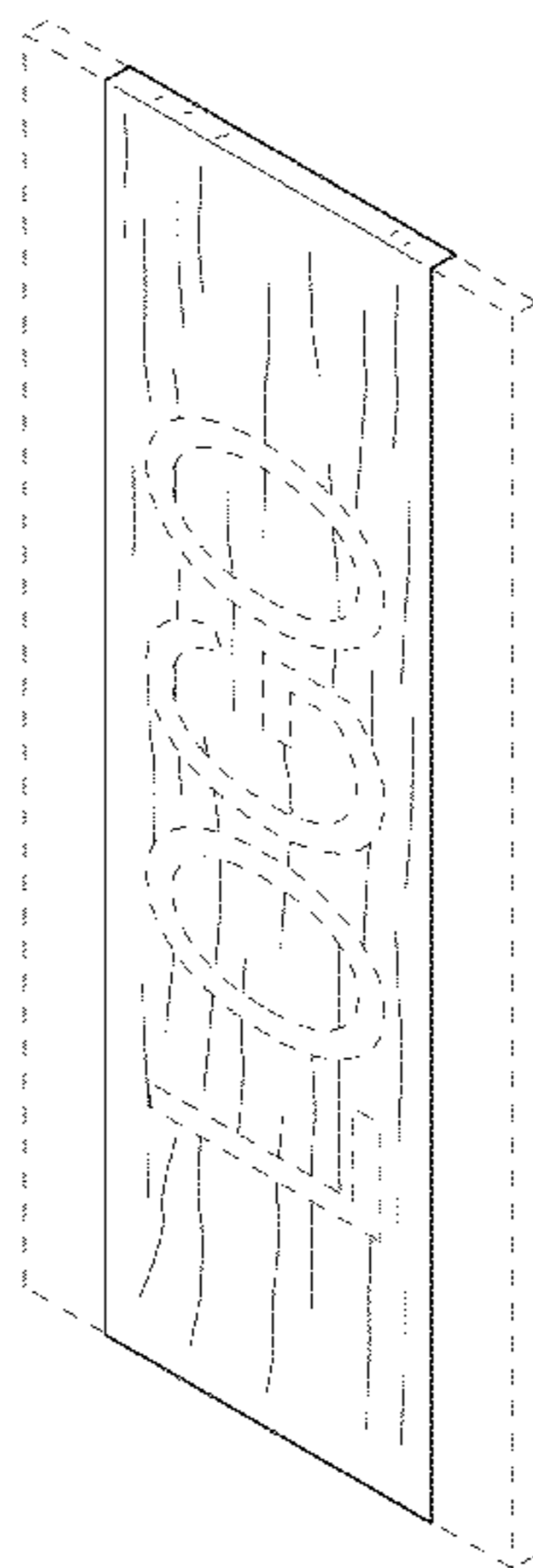
FIG. 8 is a rear view of the universal door banner; and,

FIG. 9 is a top, right and rear perspective detail view of area 9 circumscribed within FIG. 2.

The present application is for the ornamental design of a flexible universal door banner that wraps around a typical door as shown in the attached figures. While not part of the design, the banner generally includes a logo or image positioned on the face of the door.

The broken line outlines of text and the areas within these broken lines on the front surface of the design depict features of the universal door banner that form no part of the claimed design. All other broken lines represent environmental structure that forms no part of the claimed design. The dot-dash-dot broken line circumscribing the area of the detail in FIGS. 2 and 9 forms no part of the claimed design.

1 Claim, 7 Drawing Sheets



(56)

References Cited

U.S. PATENT DOCUMENTS

7,213,356 B2 *	5/2007	Haggard, Jr.	40/604	8,745,907 B2 *	6/2014	Boltz et al.	40/617
7,500,325 B2 *	3/2009	Pulliam	40/603	2002/0011015 A1 *	1/2002	Larson et al.	40/604
D624,847 S *	10/2010	Czyzewski	D11/165	2004/0238702 A1 *	12/2004	Britten et al.	248/227.1
7,841,116 B2 *	11/2010	Whelan	40/604	2006/0027344 A1 *	2/2006	Lampe et al.	160/209
8,006,420 B2 *	8/2011	Merner et al.	40/604	2006/0143958 A1 *	7/2006	Gerrits	40/591
8,136,282 B2 *	3/2012	Valeij et al.	40/610	2007/0056200 A1 *	3/2007	Ridless	40/603
8,272,156 B2 *	9/2012	Gimpel et al.	40/604	2007/0094906 A1 *	5/2007	Milligan et al.	40/604
8,336,236 B2 *	12/2012	Boltz et al.	40/604	2012/0073170 A1 *	3/2012	Boltz et al.	40/603
				2012/0285367 A1 *	11/2012	Shanahan	116/28 R
				2013/0047478 A1 *	2/2013	Chang	40/538
				2013/0269229 A1 *	10/2013	Rodriguez-Aparicio, Sr. .	40/600

* cited by examiner

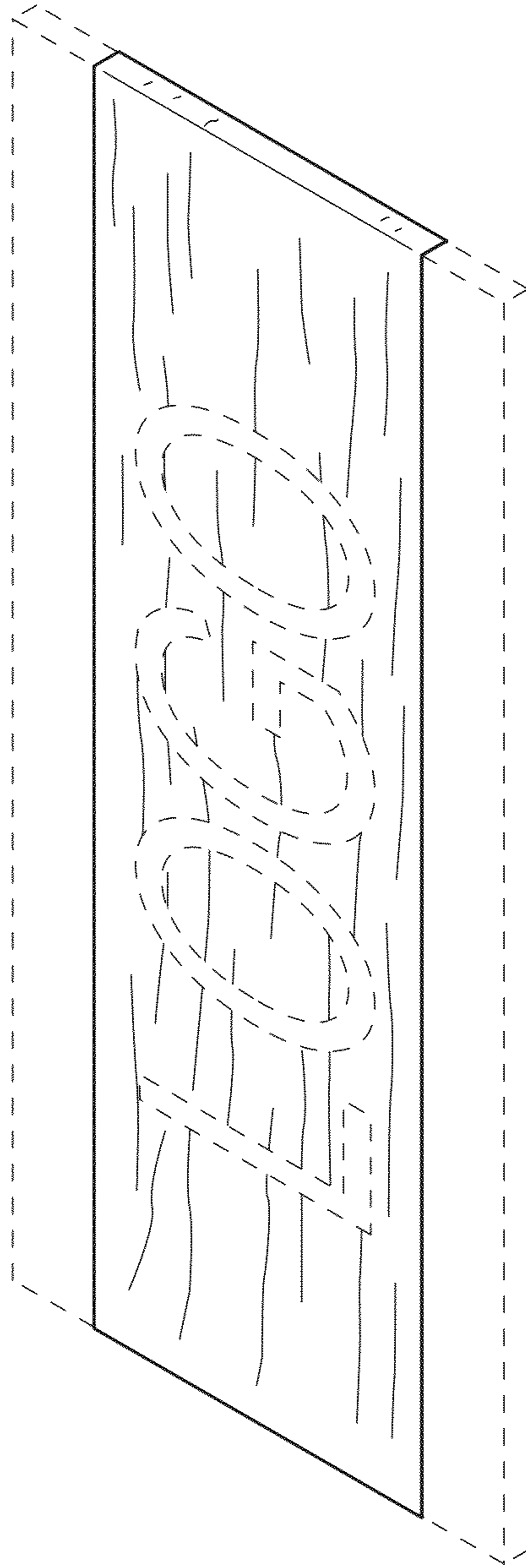


FIG.1




FIG.2



FIG. 3




FIG. 7



FIG. 4



FIG. 6

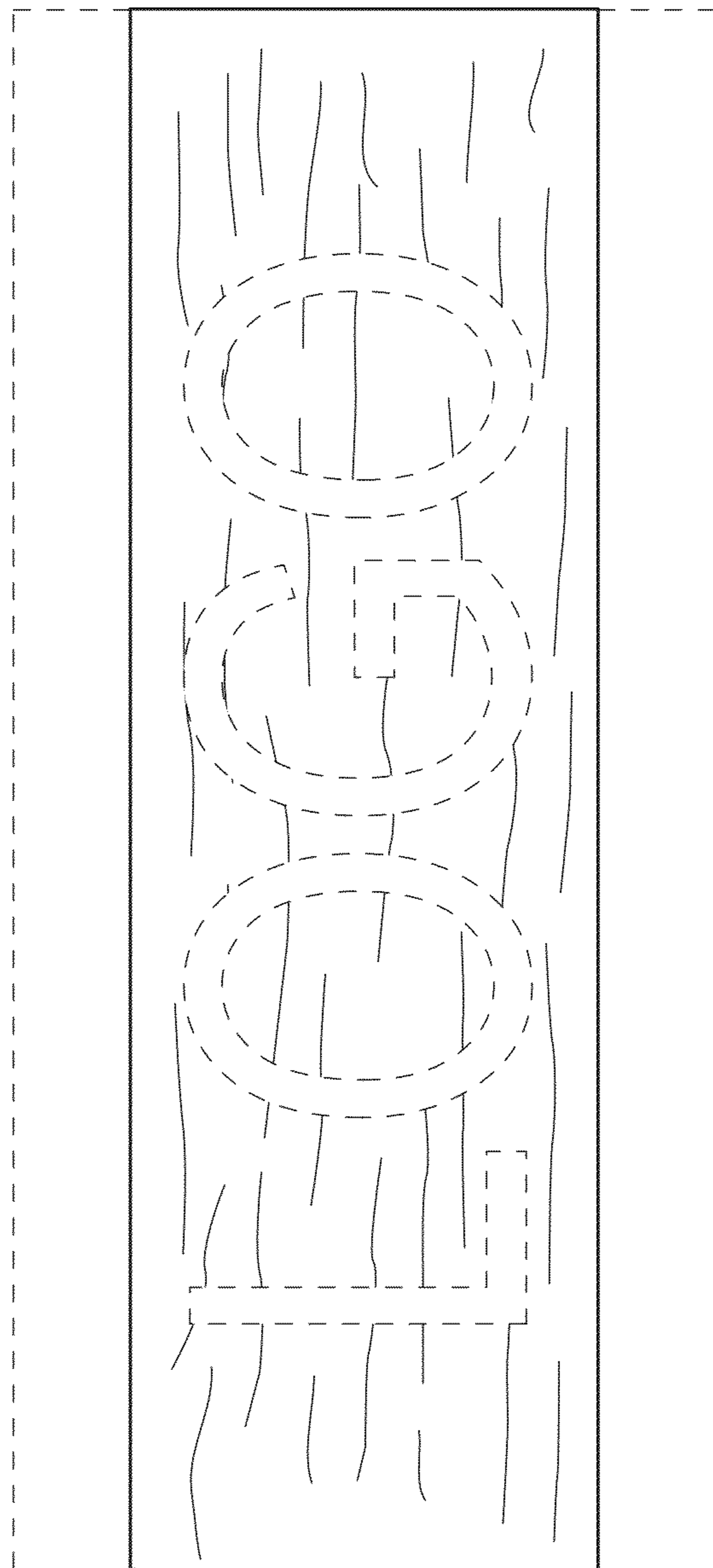


FIG. 5




FIG.8

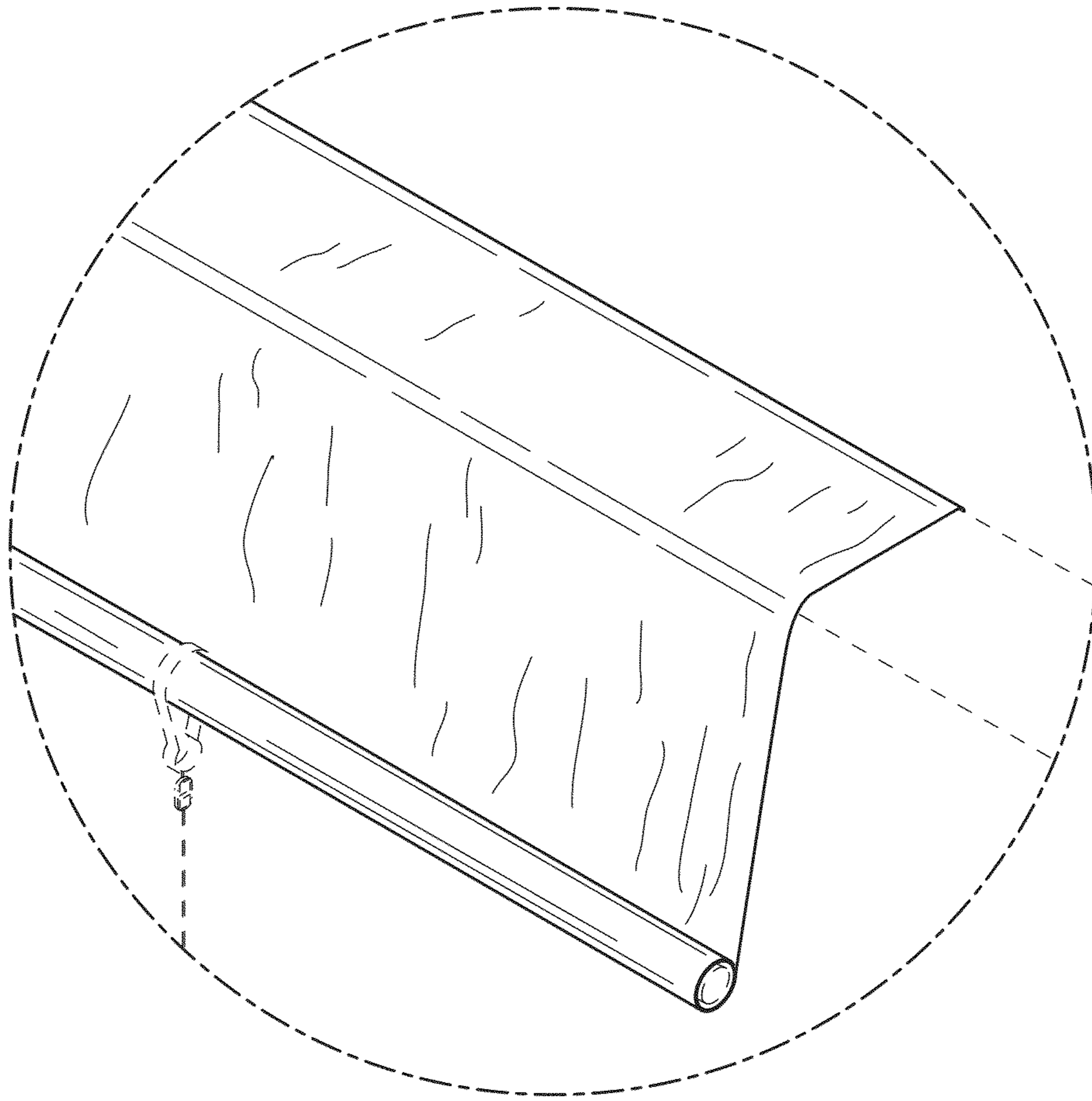


FIG.9