



US00D735067S

(12) **United States Design Patent**
Kamal

(10) **Patent No.:** **US D735,067 S**
(45) **Date of Patent:** **** Jul. 28, 2015**

(54) **WATCH DIAL**

(56) **References Cited**

(71) Applicant: **MONTBLANC-SIMPLO GMBH**,
Hamburg (DE)
(72) Inventor: **Zaim Kamal**, London (GB)
(73) Assignee: **Montblanc-Simplo GmbH**, Hamburg
(DE)
(**) Term: **14 Years**

U.S. PATENT DOCUMENTS

D131,628 S *	3/1942	Heinmuller	D10/124
3,570,239 A *	3/1971	Charles	368/11
D484,062 S *	12/2003	Kauffmann	D10/39
D513,710 S *	1/2006	Nataf	D10/126
D597,880 S *	8/2009	Behling	D10/126
D599,243 S *	9/2009	Eilinger	D10/126
D618,576 S *	6/2010	Duport et al.	D10/126
D643,314 S *	8/2011	De Witt	D10/39
D665,690 S *	8/2012	Bode	D10/126
D685,281 S *	7/2013	Hamel	D10/126

* cited by examiner

(21) Appl. No.: **29/496,937**

Primary Examiner — Lucy Lieberman

(22) Filed: **Jul. 18, 2014**

(74) *Attorney, Agent, or Firm* — Taft Stettinius & Hollister
LLP

(30) **Foreign Application Priority Data**

(57) **CLAIM**

The ornamental design for a watch dial, as shown and described.

Jan. 20, 2014 (WO) DM/082 659

DESCRIPTION

(51) **LOC (10) Cl.** **10-07**

FIG. 1 is a front view of the watch dial of the present invention.

(52) **U.S. Cl.**
USPC **D10/126**

FIG. 2 is a rear view of the watch dial of FIG. 1.

(58) **Field of Classification Search**
USPC D10/123–126, 30–39; 368/223, 228,
368/232, 28

FIG. 3 is a left-side view of the watch dial of FIG. 1.

CPC G04B 19/06; G04B 19/08; G04B 19/10;
G04B 19/106; G04B 19/025; G04B 19/087

FIG. 4 is a right-side view of the watch dial of FIG. 1.

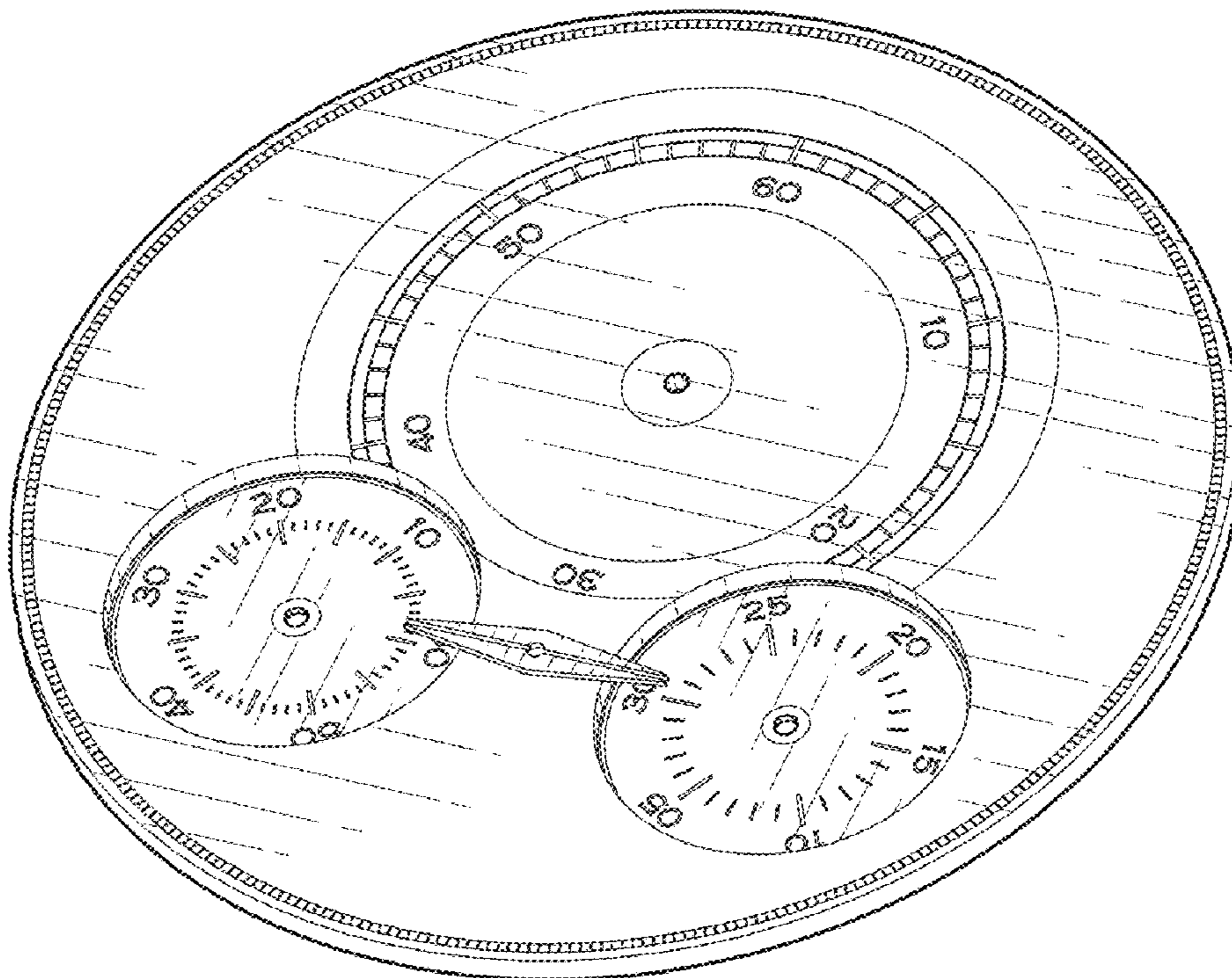
FIG. 5 is a top view of the watch dial of FIG. 1.

FIG. 6 is a bottom view of the watch dial of FIG. 1; and,

FIG. 7 is front, right-side perspective view of the watch dial of FIG. 1.

See application file for complete search history.

1 Claim, 2 Drawing Sheets



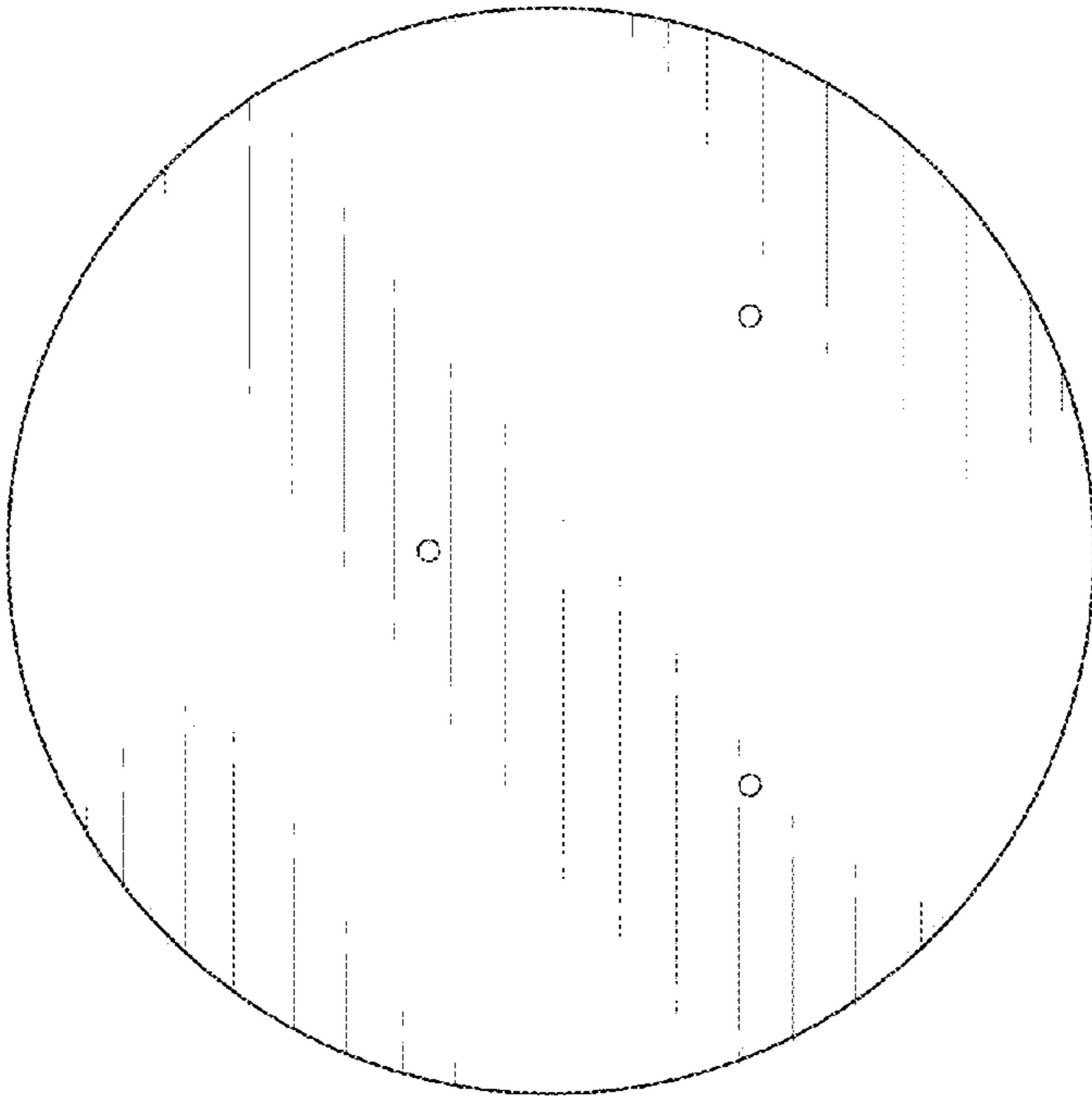


Fig. 2

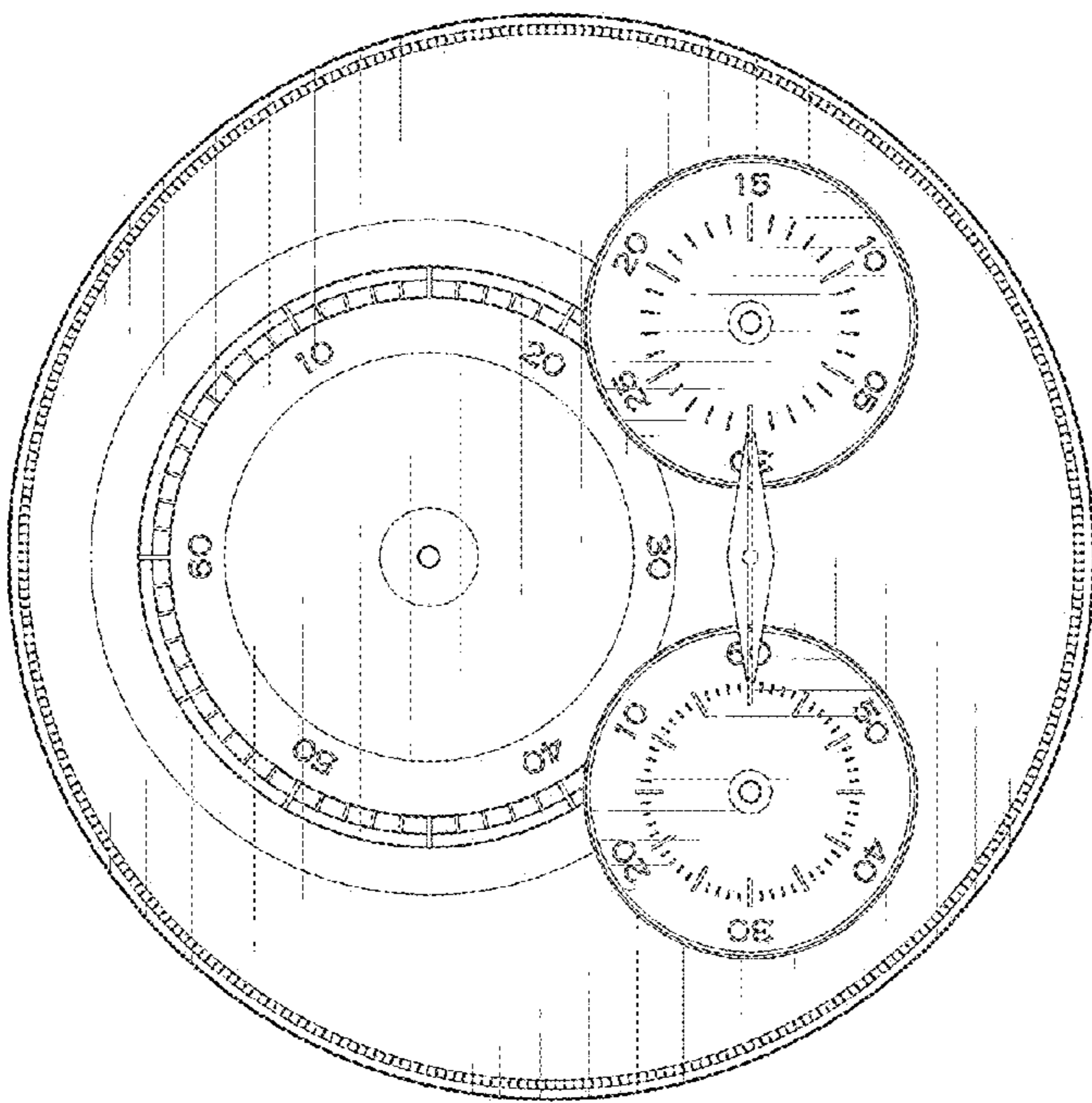


Fig. 1

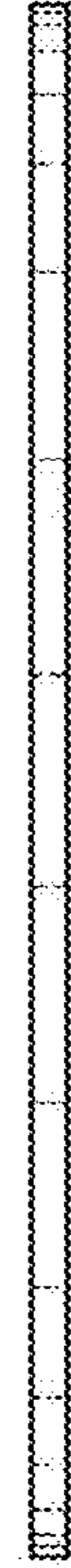


Fig. 4



Fig. 3



Fig. 5

Fig. 6

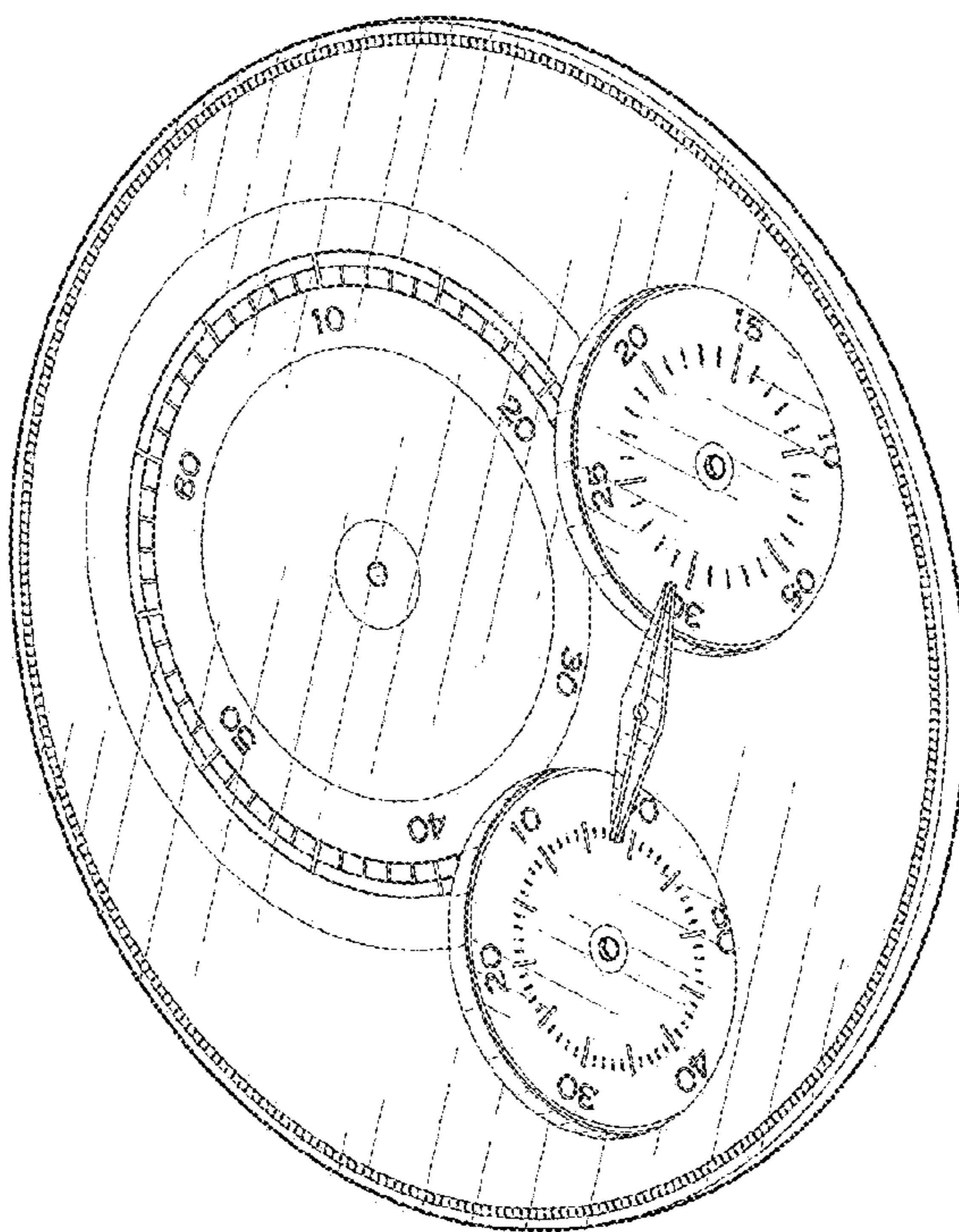


Fig. 7