



US00D735027S

(12) **United States Design Patent**
Fildan et al.

(10) **Patent No.:** **US D735,027 S**

(45) **Date of Patent:** **** Jul. 28, 2015**

(54) **LINGERIE PACKAGING HOOK**

(74) *Attorney, Agent, or Firm* — Andrew Wilford

(71) Applicants: **Gerhard Fildan**, Vienna (AT); **Karl Wanzenboeck**, Teesdorf (AT)

(57) **CLAIM**

The ornamental design for a lingerie packaging hook, as shown and described.

(72) Inventors: **Gerhard Fildan**, Vienna (AT); **Karl Wanzenboeck**, Teesdorf (AT)

DESCRIPTION

(73) Assignee: **FILDAN ACCESSORIES (HK) LTD**, Kwun Tong Kowloon (HK)

FIG. 1 is a front elevational view of a first embodiment of the lingerie packaging hook of this invention;

(**) Term: **14 Years**

FIG. 2 is a left-hand side view of the first embodiment of the lingerie packaging hook, the right-hand side view being a mirror image thereof;

(21) Appl. No.: **29/467,699**

FIG. 3 is a back elevational view of the first embodiment of the lingerie packaging hook;

(22) Filed: **Sep. 23, 2013**

FIG. 4 is a smaller-scale front elevational view showing the first embodiment of the lingerie packaging hook affixed to the upper edge of packaging that is illustrated in broken lines and disclaimed, with the hook extending up in a display position;

(30) **Foreign Application Priority Data**

Mar. 21, 2013 (EM) 001364954-004

FIG. 5 is a view like FIG. 4 showing the first embodiment of the lingerie packaging hook in the folded-down shipping position;

(51) **LOC (10) Cl.** **09-03**

(52) **U.S. Cl.**
USPC **D9/415**

FIG. 6 is a front elevational view of a second embodiment of the lingerie packaging hook of this invention;

(58) **Field of Classification Search**

USPC D9/415, 416, 414, 428, 431, 457, 455;
D6/328, 315, 326, 319, 323, 325, 324;
223/85, 87, 88, 90, 91

FIG. 7 is a left-hand side view of the second embodiment of the lingerie packaging hook, the right-hand side view being a mirror image thereof; and,

See application file for complete search history.

FIG. 8 is a back elevational view of the second embodiment of the lingerie packaging hook.

(56) **References Cited**

U.S. PATENT DOCUMENTS

4,368,865	A *	1/1983	Kolbe	248/214
D276,504	S *	11/1984	Moran et al.	D9/434
4,943,026	A *	7/1990	Fildan	248/339
5,328,065	A *	7/1994	Kolton et al.	223/85
D366,366	S *	1/1996	Restaino	D6/315
5,584,455	A *	12/1996	Artemi	248/214
D386,411	S *	11/1997	VanFleet	D9/457
D389,728	S *	1/1998	Fitzwater	D8/367
D502,395	S *	3/2005	Blanchester	D9/434
D533,362	S *	12/2006	Giampavolo	D6/328

(Continued)


Primary Examiner — Holly Baynham

Assistant Examiner — Rhea Shields

In the drawing, the broken lines show unclaimed subject matter only and form no part of the claimed design.

The packaging hook according to the invention is attached to the piece of lingerie, e.g. a brassiere, when same is packaged by the manufacturer or wholesaler for transportation to the retailer. It is clipped over the top edge in the center of the packaging or piece of lingerie itself as shown in FIG. 5, with the two parts of the lower portion of the packaging hook gripping the edge and the top hook part folded down so that only the narrow hinge portion of the packaging hook projects past this edge, making it possible to efficiently box the item. At the retailer, the hook is folded up as shown in FIG. 4 so that the item can be hung up for display. The packaging hook is made of injection-molded plastic and is intended for one-time use and disposal by the purchaser.

1 Claim, 3 Drawing Sheets



(56)

References Cited

U.S. PATENT DOCUMENTS

D545,068 S * 6/2007 Giampavolo D6/315
D554,377 S * 11/2007 Therrio et al. D6/315
D593,757 S * 6/2009 Barker et al. D6/315

D628,877 S * 12/2010 Stevens D8/367
D631,671 S * 2/2011 Segasby D6/315
D664,424 S * 7/2012 Cittadino et al. D8/367
8,308,291 B2 * 11/2012 Norman et al. 351/158
D695,573 S * 12/2013 Sanders D7/619.2

* cited by examiner

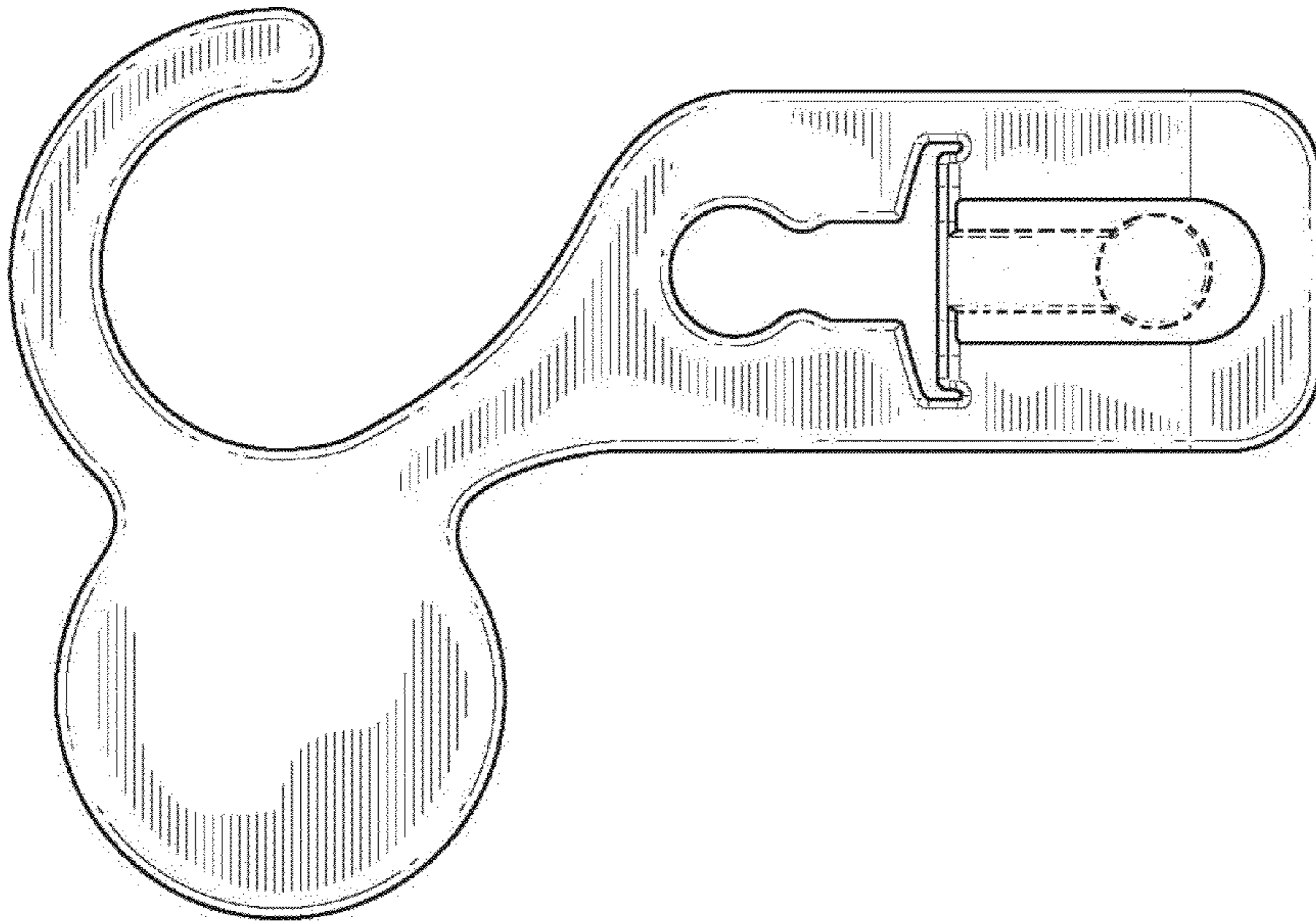


FIG. 1

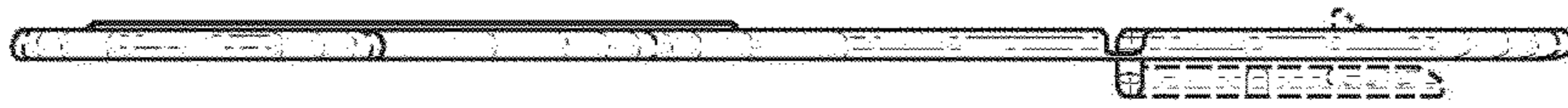


FIG. 2

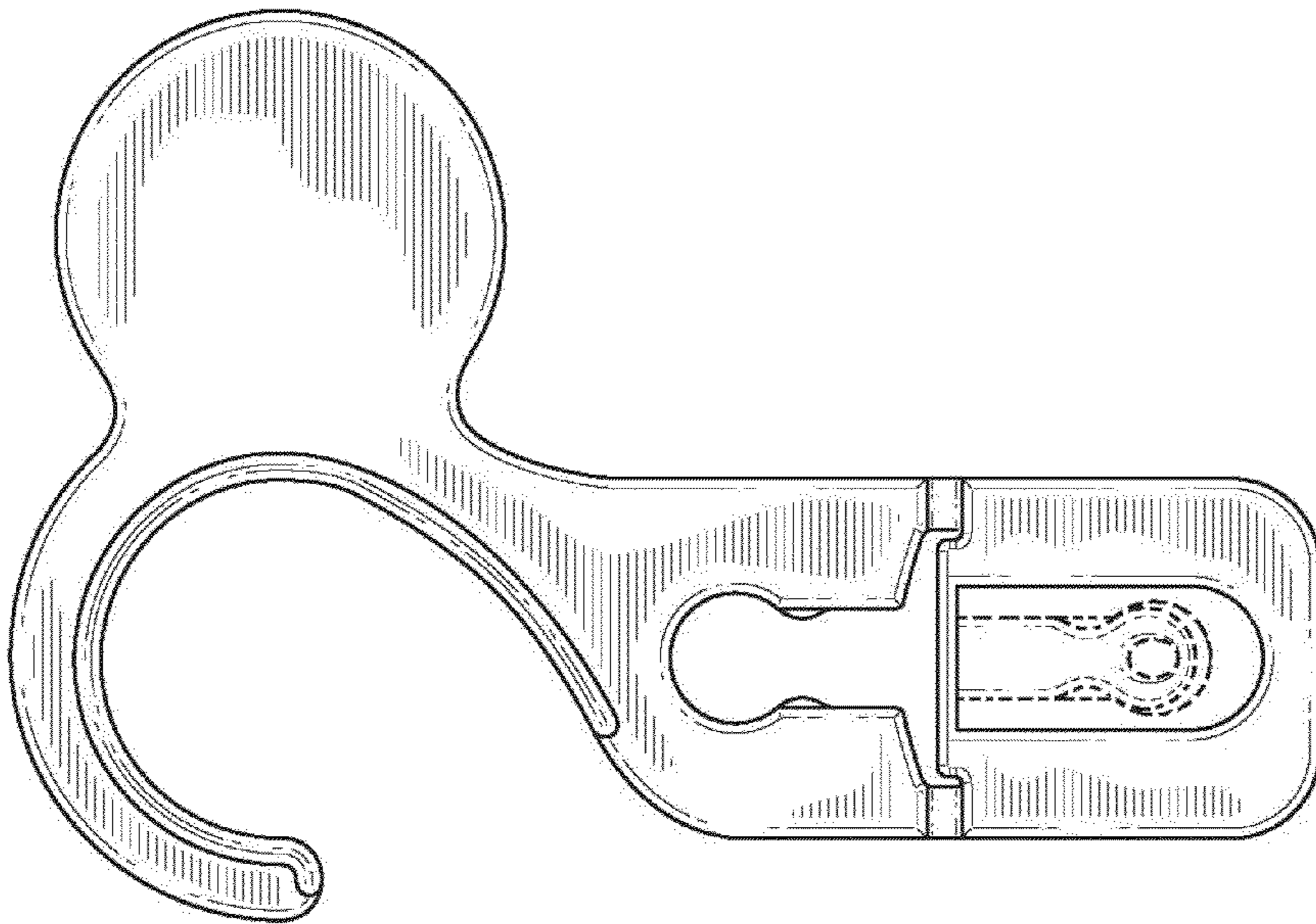


FIG. 3

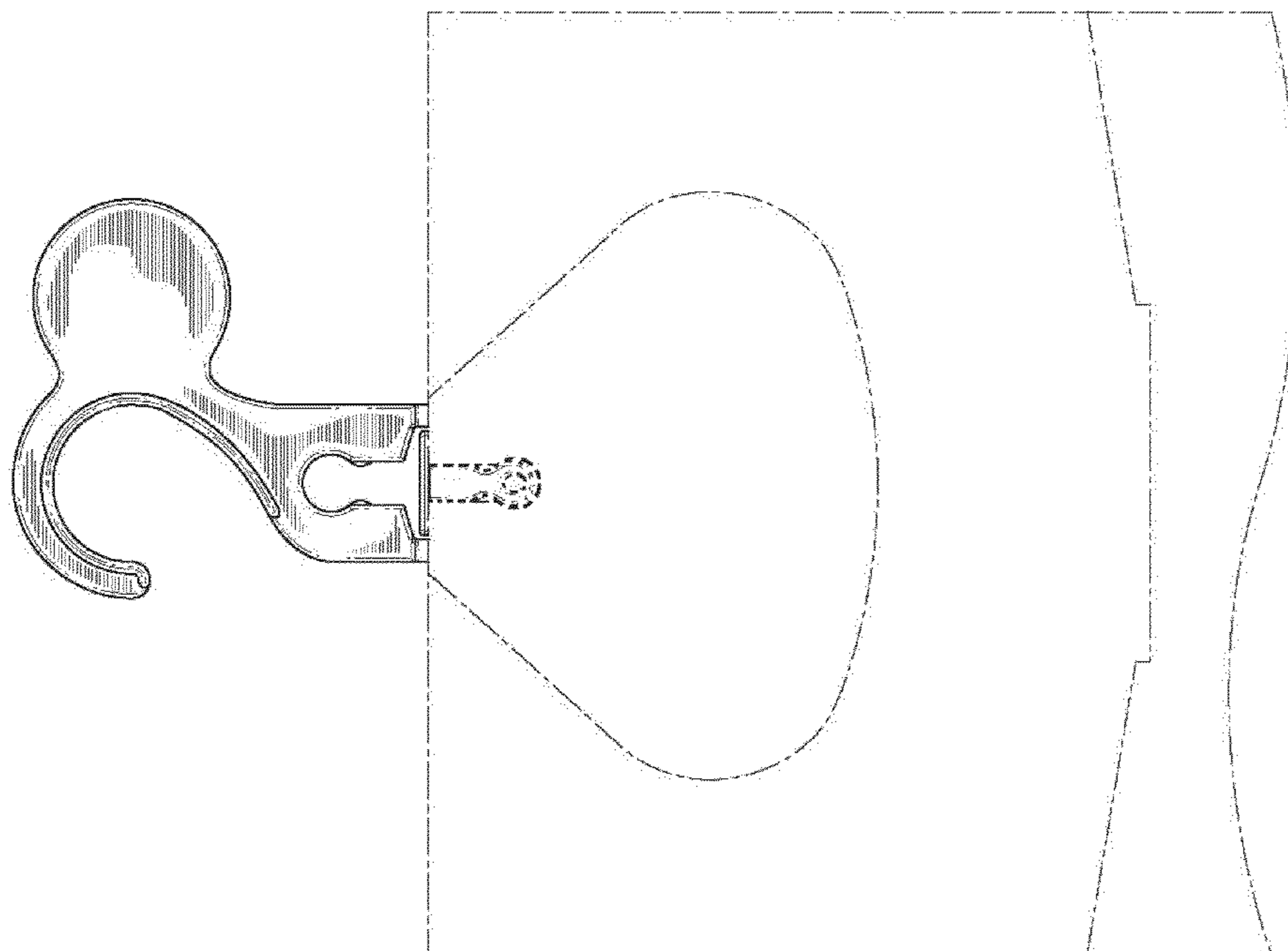


FIG. 4

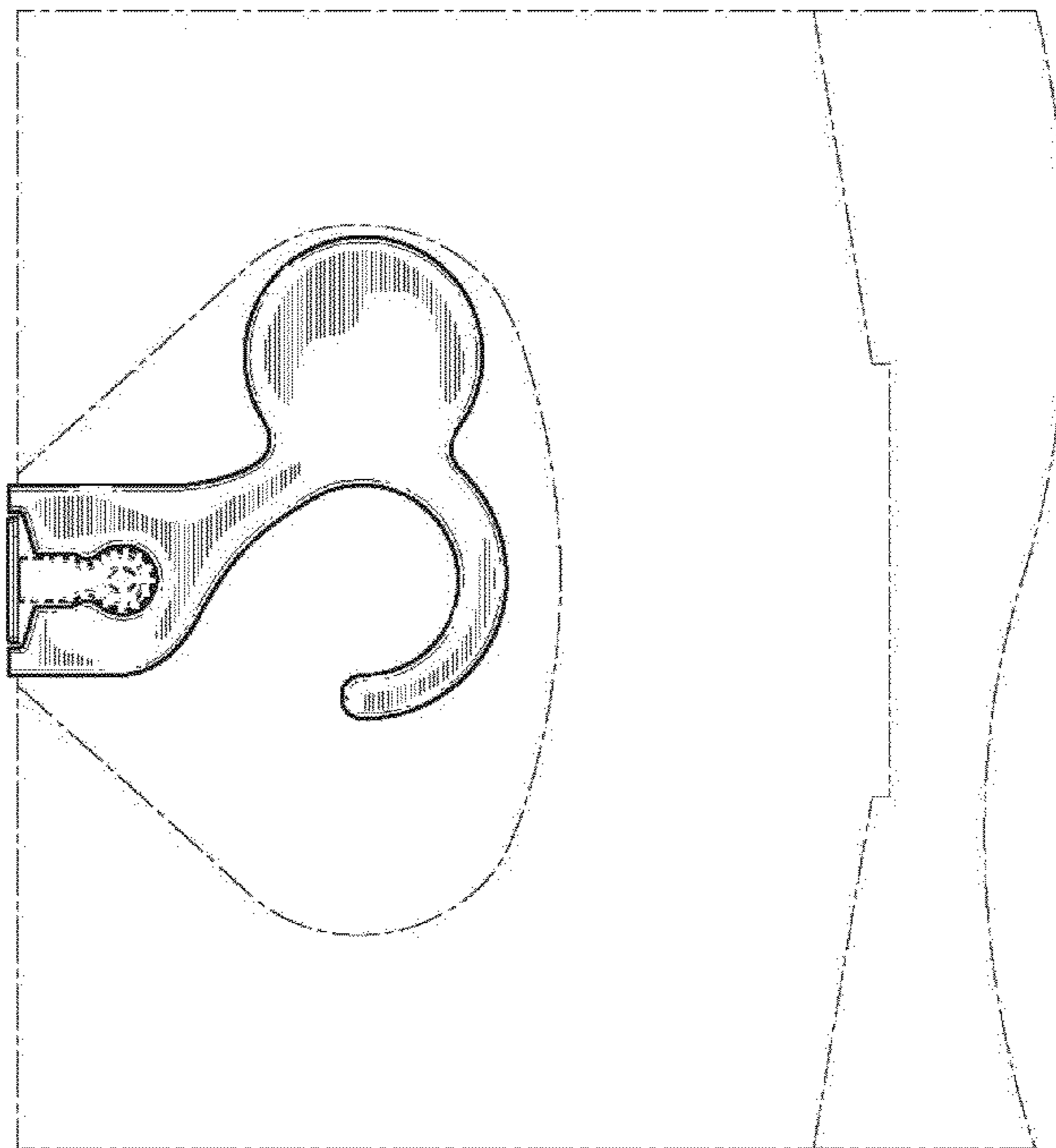


FIG. 5

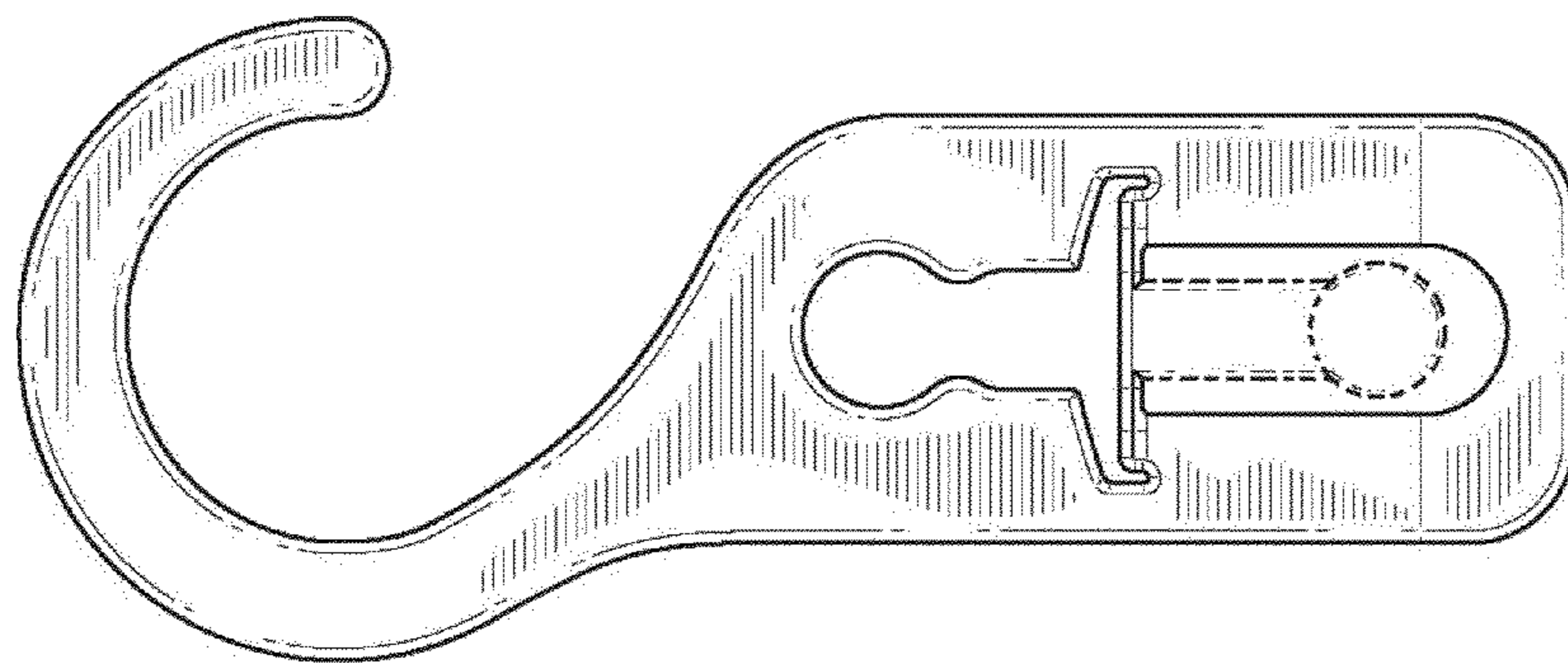


FIG. 8

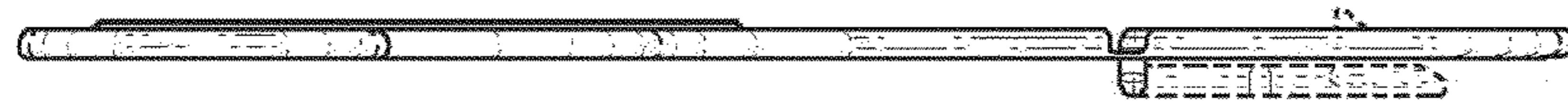


FIG. 7

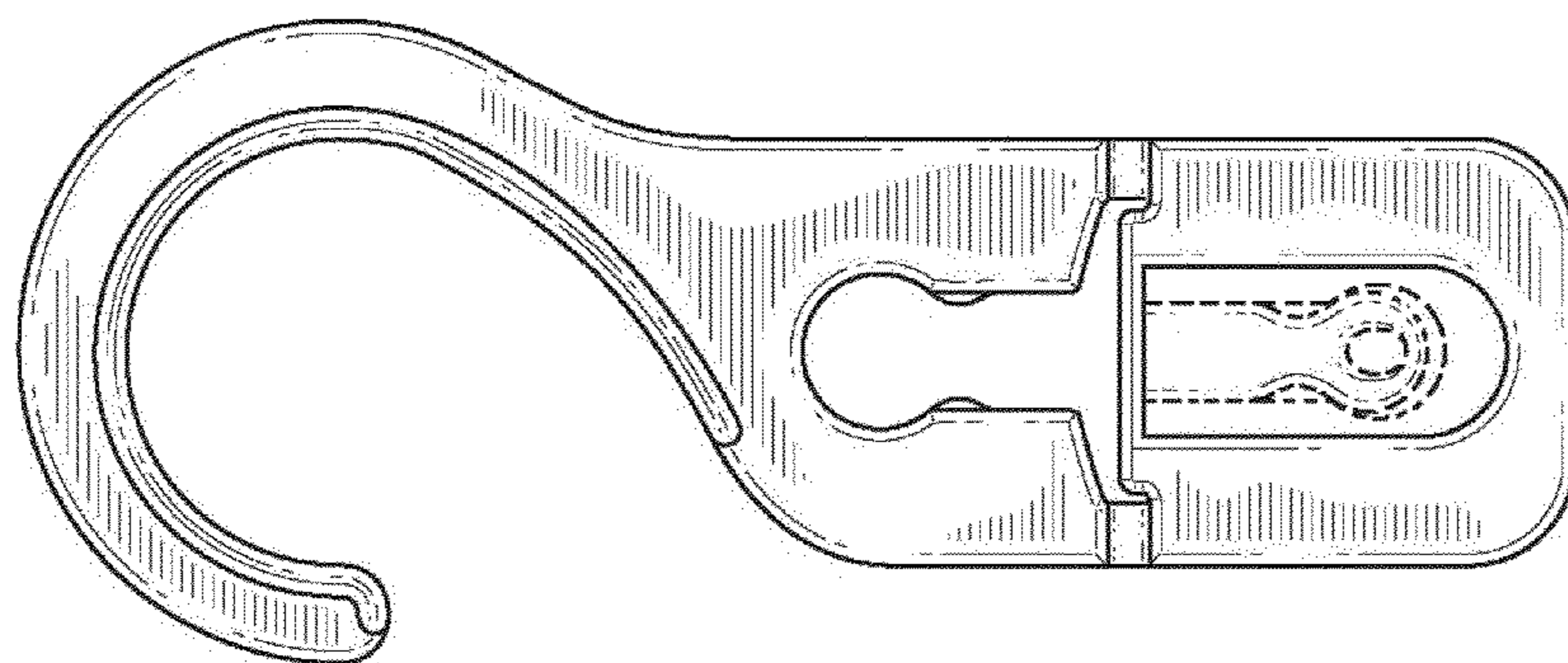


FIG. 6