

US00D735002S

(12) **United States Design Patent**
Bondy et al.

(10) **Patent No.:** **US D735,002 S**

(45) **Date of Patent:** **** Jul. 28, 2015**

(54) **WELDING TORCH HANDLE WITH CURVED APPEARANCE**

(75) Inventors: **Craig M. Bondy**, Windsor (CA);
Darren D. Grey, Windsor (CA); **Jeffrey G. Wells**, Belle River (CA); **Michael A. Sammons**, Appleton, WI (US)

(73) Assignee: **Illinois Tool Works Inc.**, Glenview, IL (US)

(**) Term: **14 Years**

(21) Appl. No.: **29/416,193**

(22) Filed: **Mar. 20, 2012**

(51) **LOC (10) Cl.** **08-05**

(52) **U.S. Cl.**
USPC **D8/30**

(58) **Field of Classification Search**
USPC D8/30, 107, 303; D15/144, 144.1, 144.2; 219/130.1, 136, 137.31, 219/137.42–137.44, 137.61, 138
CPC B23K 9/00; B23K 9/0953; B23K 9/1087; B23K 9/123; B23K 9/124; B23K 9/125; B23K 9/133; B23K 9/173; B23K 9/28; B23K 9/285; B23K 9/287; B23K 9/295; B23K 9/32; B23K 9/325; B23K 31/125
See application file for complete search history.

(56) **References Cited**

U.S. PATENT DOCUMENTS

D207,977	S	*	6/1967	Kensrue	D8/30
D221,612	S	*	8/1971	Meese	D8/30
4,158,763	A	*	6/1979	Moerke	219/137.42
D261,476	S	*	10/1981	O'Donnell et al.	D8/30
D264,301	S	*	5/1982	Miller	D8/30
4,554,432	A	*	11/1985	Raloff	219/137.43
D329,971	S	*	10/1992	Pryor	D8/30

D334,517	S	*	4/1993	Ingwersen et al.	D8/30
D343,629	S	*	1/1994	Bode	D15/144
D382,500	S	*	8/1997	Johnson et al.	D10/96
5,965,045	A	*	10/1999	Zigliotto	219/137.31
6,025,574	A	*	2/2000	Colangelo, Jr.	219/137.31
6,225,599	B1	*	5/2001	Altekruse	219/137.31
6,979,799	B2	*	12/2005	Centner	219/137.31
6,998,575	B1	*	2/2006	Kensrue	219/137.31
D532,432	S	*	11/2006	Owens	D15/144
D535,166	S	*	1/2007	Kensrue et al.	D8/30
D537,092	S	*	2/2007	Owens	D15/144
D555,446	S	*	11/2007	Picaza Ibarondo	D8/30
D578,849	S	*	10/2008	Whited et al.	D8/30
D638,270	S	*	5/2011	Flattinger et al.	D8/30
2004/0020909	A1	*	2/2004	Bauer	219/137.31
2007/0164006	A1	*	7/2007	Burgstaller et al.	219/130.01
2011/0062131	A1	*	3/2011	Binzel	219/136
2011/0073581	A1	*	3/2011	Ma	219/137.31

* cited by examiner

Primary Examiner — Philip S Hyder

Assistant Examiner — Roselynn Cody

(74) *Attorney, Agent, or Firm* — Fildes & Outland, P.C.

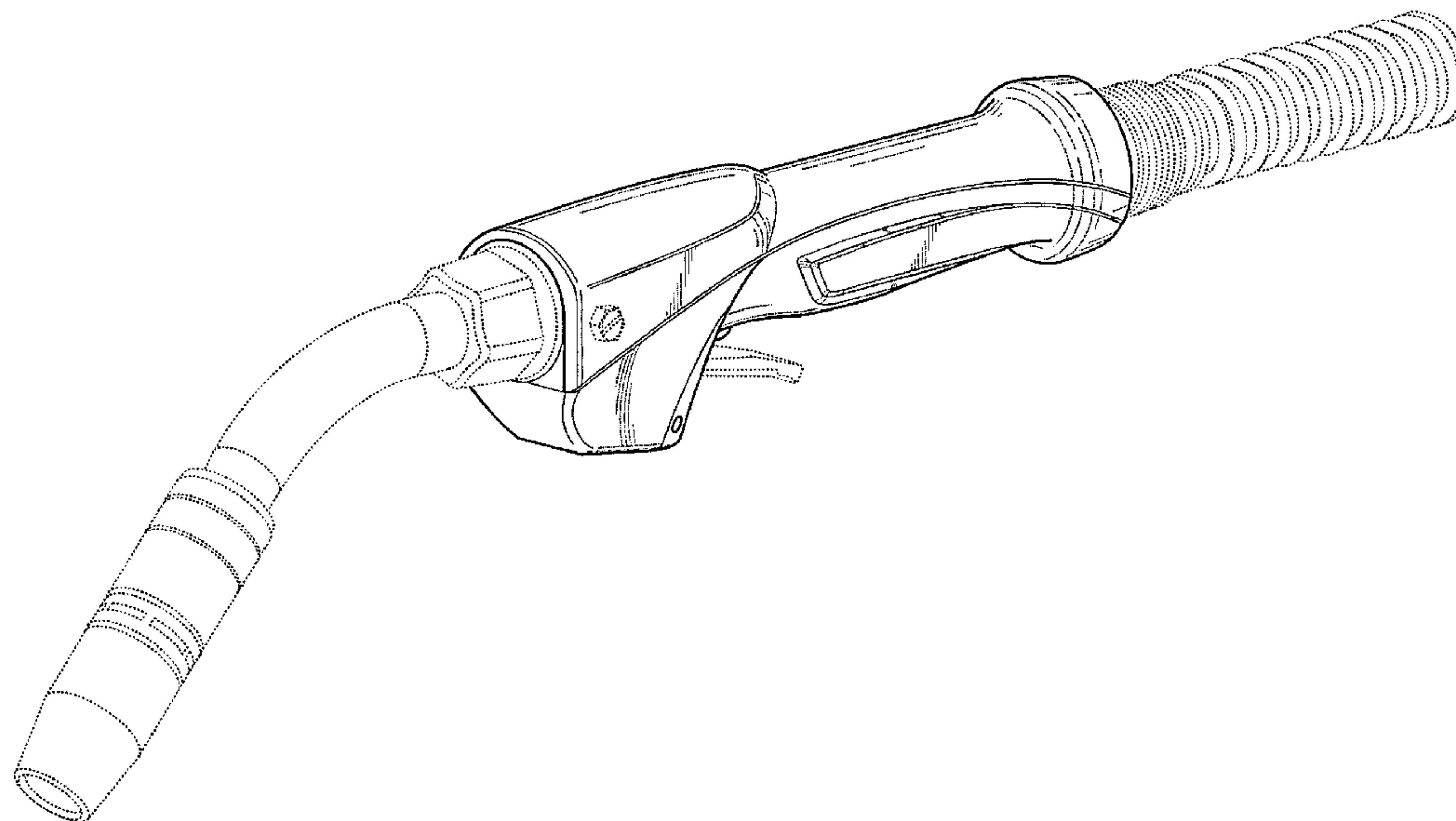
(57) **CLAIM**

The ornamental design for a welding torch handle with curved appearance, as shown and described.

DESCRIPTION

FIG. 1 is a front perspective view of a welding torch handle with curved appearance illustrating a new design; FIG. 2 is a side view of the welding torch handle; FIG. 3 is a top plan view of the welding torch handle; and, FIG. 4 is a bottom view of the welding torch handle. The broken lines illustrating a gooseneck and cable at the front and rear of the welding torch handle are directed to environment and form no part of the claim. All other broken lines in the drawings are directed to features that also form no part of the claim.

1 Claim, 4 Drawing Sheets



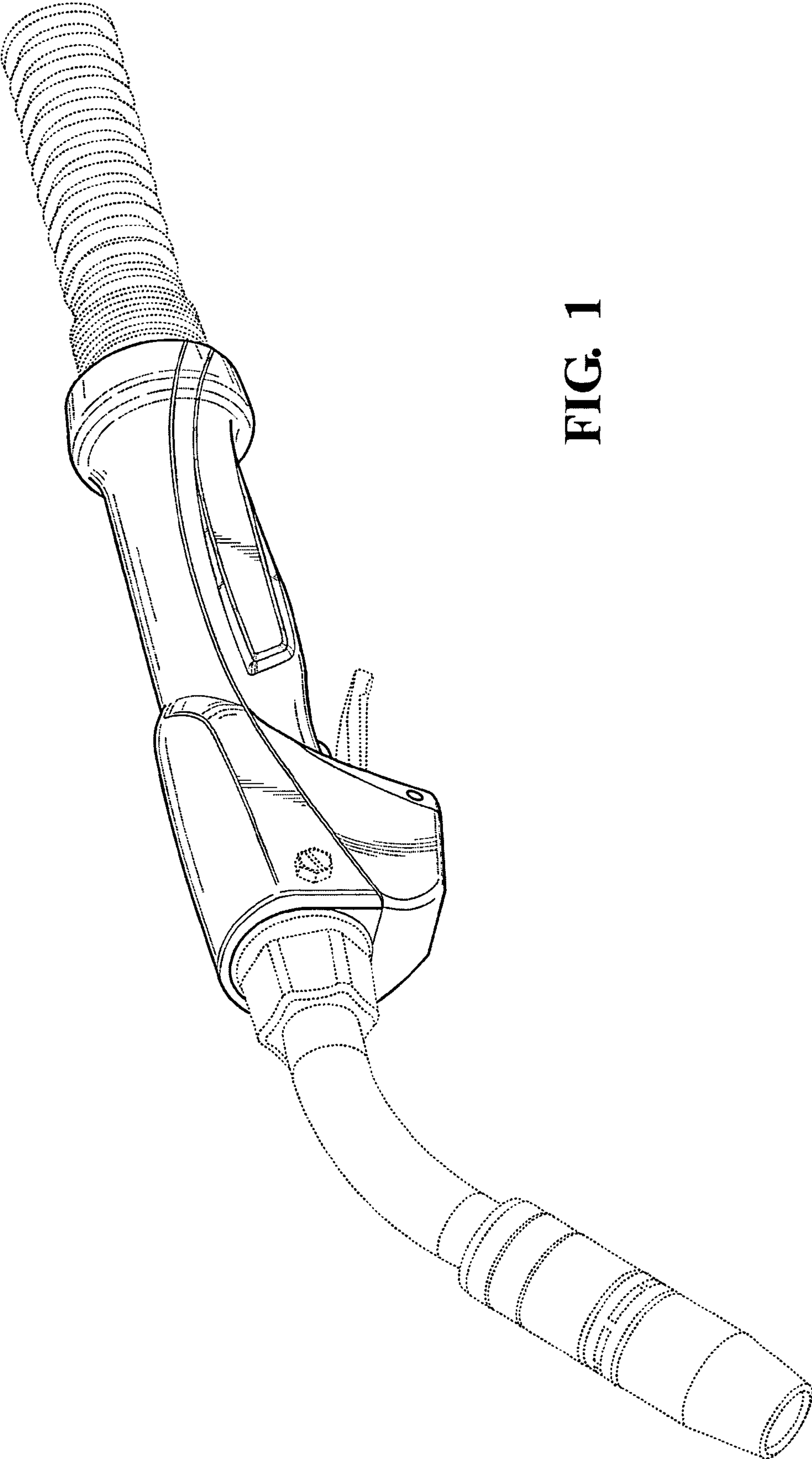


FIG. 1

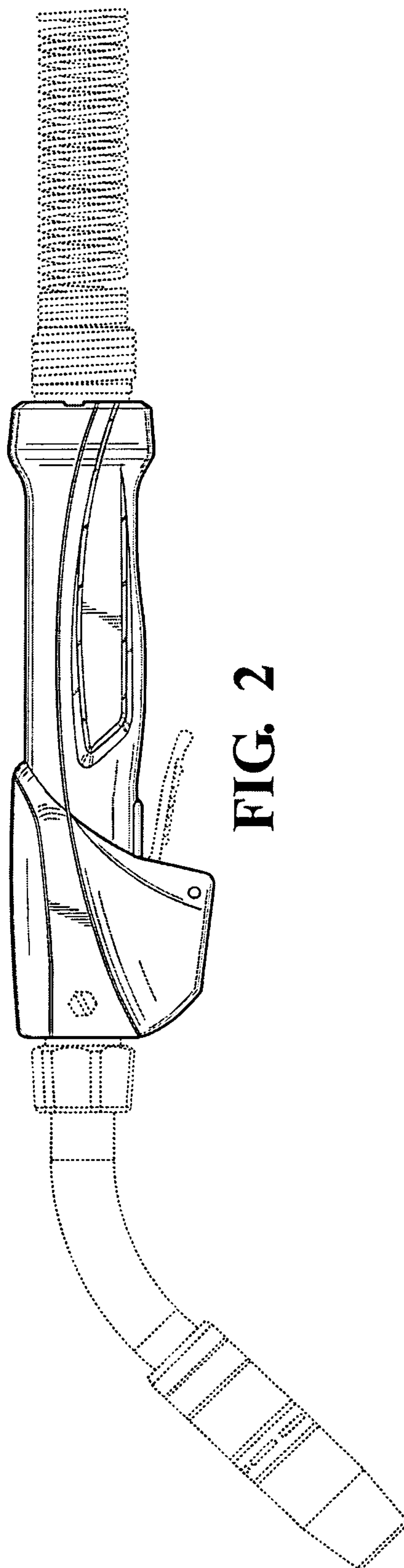


FIG. 2

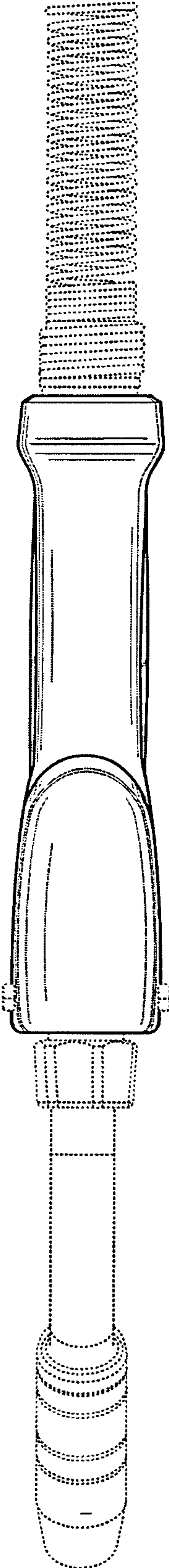


FIG. 3

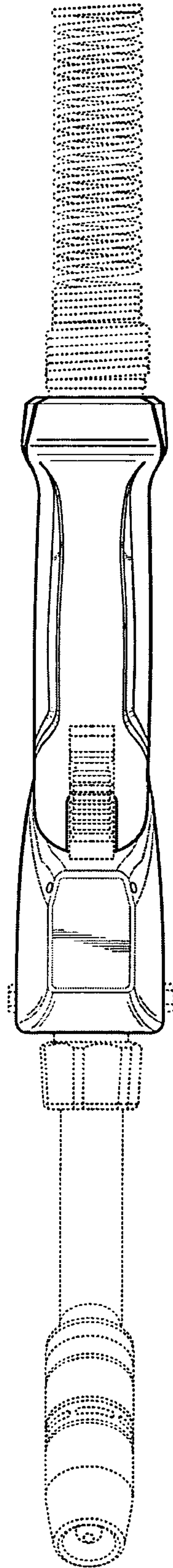


FIG. 4